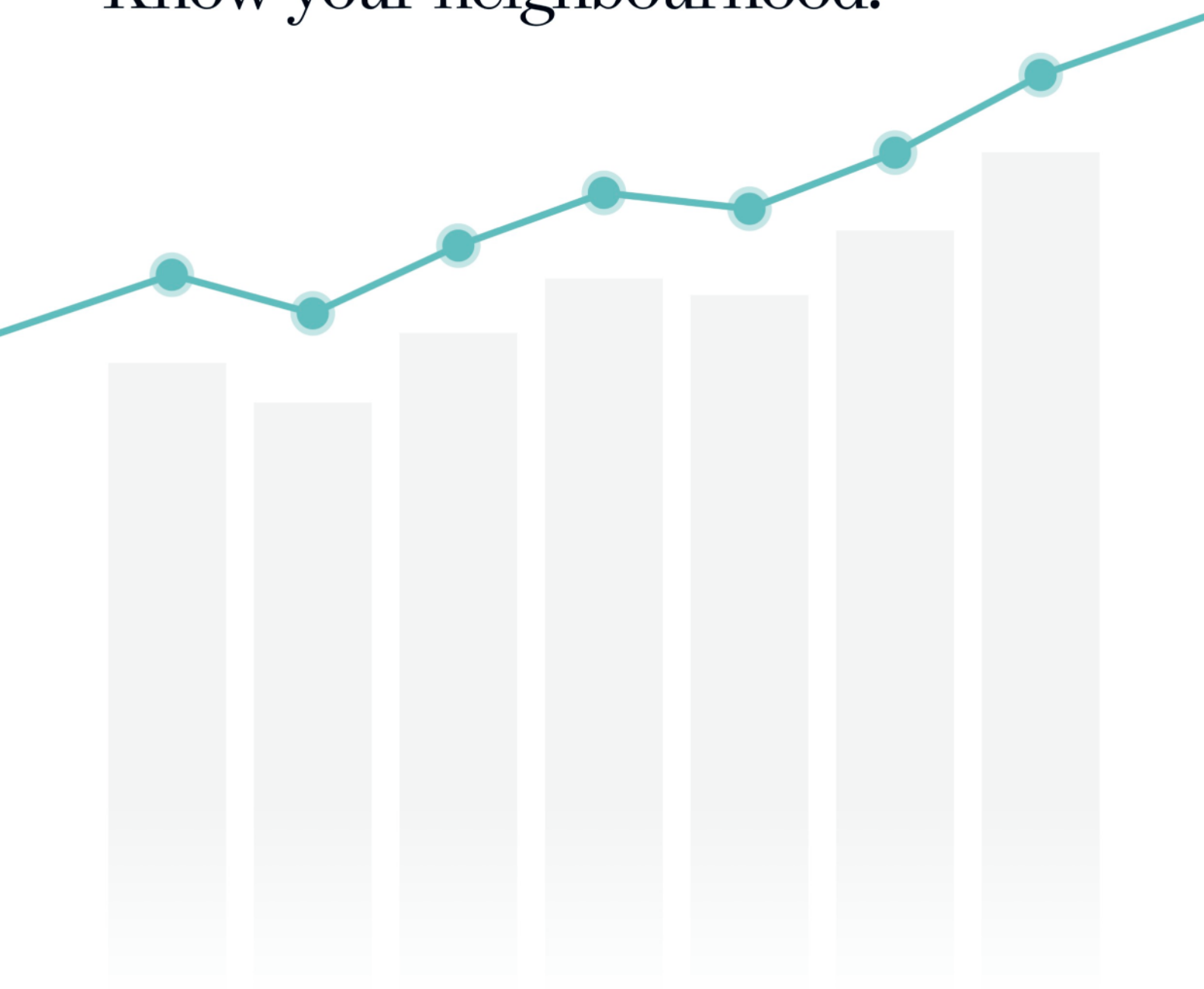


Suburb Report

Know your neighbourhood.



Property Prices

Median House Price*

Median

\$859k

Quarterly Price Change

-2.38% ↓

Median Unit Price*

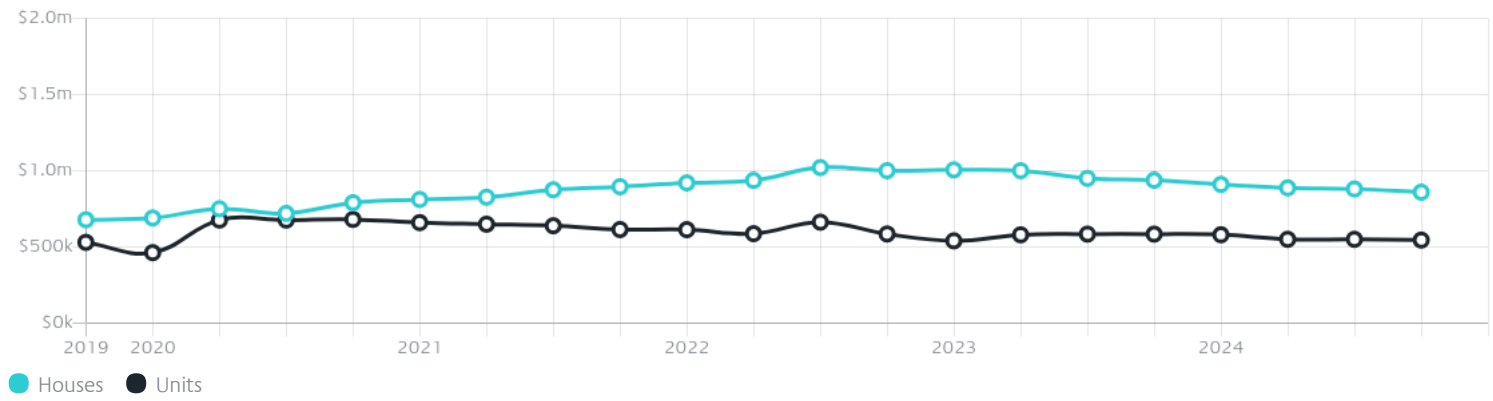
Median

\$545k

Quarterly Price Change

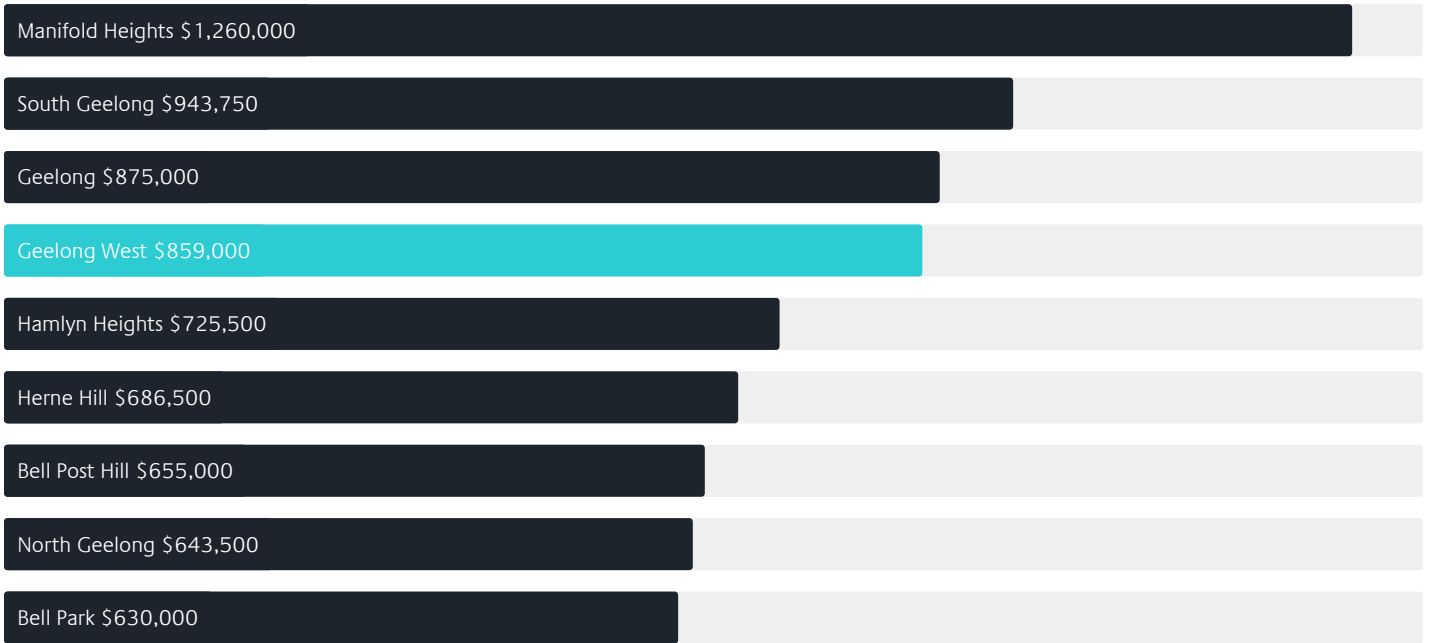
-0.90% ↓

Quarterly Price Change*



Surrounding Suburbs

Median House Sale Price*



Median Unit Sale Price*



Sales Snapshot

Sale Method^{*}



● Auction 14%
● Private 86%

Auction Clearance Rate^{*}

80%

Median Days on Market[^]

28 days

Average Hold Period^{*}

7.3 years

Insights

Dwelling Type[^]



● Houses 74% ● Units 26%

Ownership[^]



● Owned Outright 31% ● Mortgaged 33% ● Rented 36%

Population[^]

7,345

Median Asking Rent per week^{*}

\$510

Median Age[^]

36 years

Rental Yield^{*}













2.99%

Median Household Size[^]













2.2 people

Sold Properties~













Discover a snapshot of the most recent results for this suburb, to view the full 12 months of sales history, please go to jellisraig.com.au/suburbinsights

Address	Bedrooms	Type	Price	Sold
 2 Hector St Geelong West	2	House	\$675,000	22 Jan 2025
 1/103 Gertrude St GEELONG WEST	2	Flat/Unit/Apartment	\$330,000	29 Dec 2024
 8/19 Candover St Geelong West	1	Apartment	\$387,500	21 Dec 2024
 3/20 Wellington St Geelong West	2	Unit	\$570,000	19 Dec 2024
 1b Raven St Geelong West	2	Townhouse	\$695,000	17 Dec 2024
 17 Villamanta St Geelong West	3	House	\$685,000	13 Dec 2024
 19 Villamanta St Geelong West	3	House	\$685,000	13 Dec 2024
 3/10-14 Crofton St Geelong West	2	Unit	\$385,000	25 Nov 2024
 104 Weller St Geelong West	4	House	\$1,130,000	18 Nov 2024
 96 Autumn St Geelong West	4	House	\$922,500	16 Nov 2024
 3 Kings La GEELONG WEST	2	House	\$722,000	16 Nov 2024
 12 Hope St Geelong West	2	House	\$620,000	15 Nov 2024

Sold Properties~

Address	Bedrooms	Type	Price	Sold
 2/126 Weller St Geelong West	1	Unit	\$376,250	13 Nov 2024
 84 Waratah St Geelong West	3	House	\$250,000	13 Nov 2024
 2 Eureka St Geelong West	3	House	\$560,000	13 Nov 2024
 2/256 Pakington St GEELONG WEST	2	Unit	\$515,000	12 Nov 2024
 69 Gertrude St Geelong West	3	House	\$1,030,000	09 Nov 2024
 55 Crofton St Geelong West	2	House	\$680,000	08 Nov 2024
 31 Catherine St Geelong West	3	House	\$858,000	08 Nov 2024
 12 Bowlers Av Geelong West	3	Townhouse	\$945,000	07 Nov 2024
 69 Elizabeth St Geelong West	2	House	\$731,000	07 Nov 2024
 13 Donaghy St Geelong West	3	House	\$731,000	01 Nov 2024
 92 Albert St Geelong West	3	House	\$1,250,000	31 Oct 2024
 7/43 Church St Geelong West	2	Unit	\$385,000	28 Oct 2024

Sold Properties~

Address	Bedrooms	Type	Price	Sold
 6/15 Addis St Geelong West	2	Unit	\$326,500	28 Oct 2024
 13 Hector St Geelong West	3	House	\$655,000	28 Oct 2024
 16 Clonard Av Geelong West	3	House	\$910,000	26 Oct 2024
 9 Donaghy St Geelong West	3	Townhouse	\$750,000	24 Oct 2024
 7/50 Bowlers Av Geelong West	1	Apartment	\$450,000	23 Oct 2024
 2/15 Addis St Geelong West	1	Unit	\$305,000	18 Oct 2024
 205 Autumn St Geelong West	3	House	\$1,020,000	17 Oct 2024
 41 Hope St Geelong West	4	House	\$1,080,000	16 Oct 2024
 103 Waratah St Geelong West	2	House	\$680,000	13 Oct 2024
 22 Thomas St Geelong West	3	House	\$715,000	11 Oct 2024
 1/48 Clonard Av Geelong West	1	Apartment	\$275,000	11 Oct 2024
 58 Crofton St Geelong West	3	House	\$795,000	10 Oct 2024

Jellis Craig

Geelong Office
205 Pakington Street, Geelong West
(03) 5222 7772

jellisraig.com.au

Data is current as of PDF generation date 01/02/2025

* Updated Quarterly for the past 12 months

^ Updated daily for the past quarter

~ Updated daily: 33 recent results.

This publication contains data, analytics, statistics and other information supplied by PROPERTYDATAONLINE PTY LTD (PropertyData). The data provided in this publication is of a general nature and should not be construed as specific advice or relied upon in lieu of appropriate professional advice.

PropertyData relies upon data supplied by third parties and while the data is checked and reviewed, PropertyData does not warrant the accuracy or completeness of the information to the full extent permitted by the law and excludes all loss or damage howsoever arising (including through negligence) in connection with the data supplied by PropertyData. The State of Victoria owns the copyright in the Property Sales Data and reproduction of that data in any way without the consent of the State of Victoria will constitute a breach of the Copyright Act 1968 (cth). The State of Victoria does not warrant the accuracy or completeness of the Property Sales Data and any person using or relying upon such information does so on the basis that the State of Victoria accepts no responsibility or liability whatsoever for any errors, faults, defects or omissions in the information supplied.