

Suburb Report

Know your neighbourhood.



Property Prices

Median House Price*

Median

\$850k

Quarterly Price Change

-1.16% ↓

Median Unit Price*

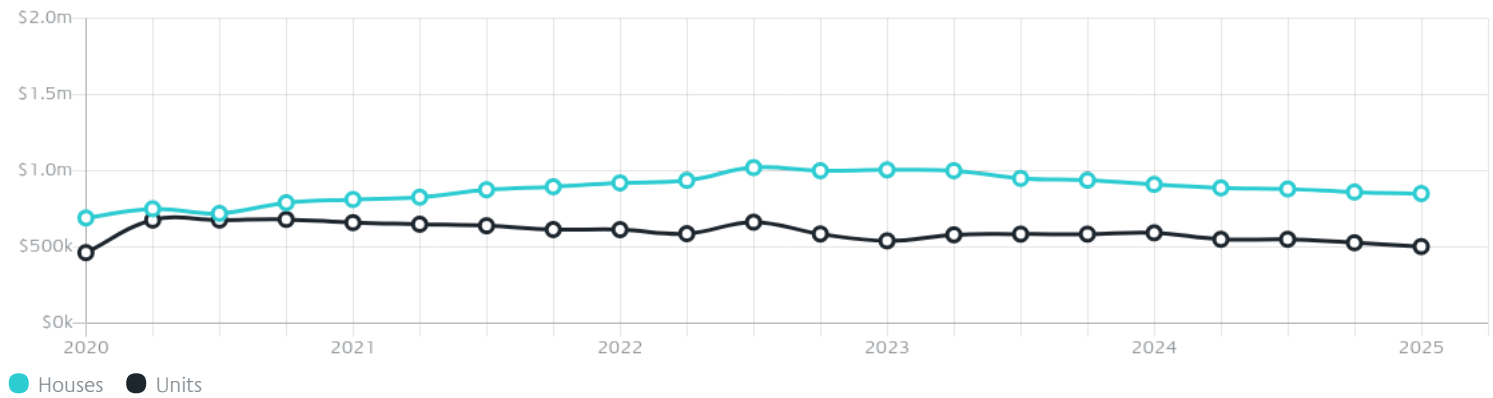
Median

\$503k

Quarterly Price Change

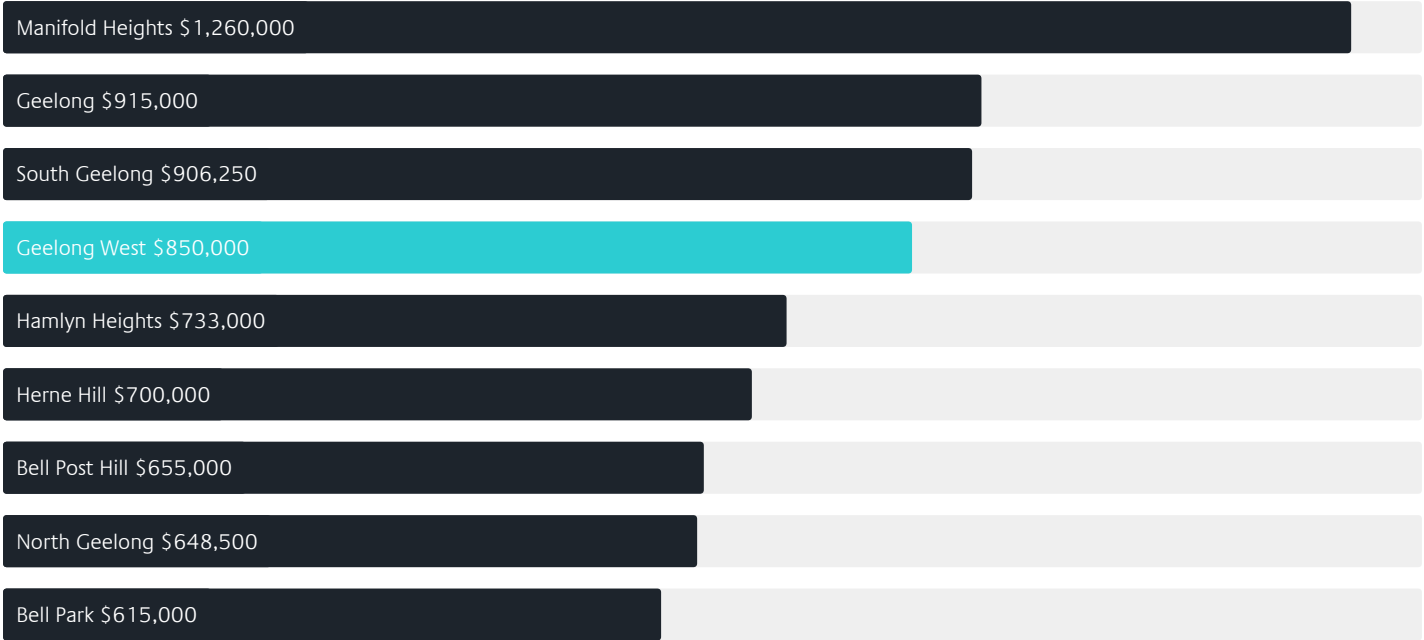
-4.73% ↓

Quarterly Price Change*



Surrounding Suburbs

Median House Sale Price*



Median Unit Sale Price*



Sales Snapshot

Sale Method^{*}



● Auction 33%
● Private 67%

Auction Clearance Rate^{*}

58.33%

Median Days on Market[^]

42 days

Average Hold Period^{*}

7.3 years

Insights

Dwelling Type[^]



● Houses 74% ● Units 26%

Ownership[^]



● Owned Outright 31% ● Mortgaged 33% ● Rented 36%

Population[^]

7,345

Median Asking Rent per week^{*}

\$530

Median Age[^]

36 years

Rental Yield^{*}













2.99%

Median Household Size[^]













2.2 people

Sold Properties~













Discover a snapshot of the most recent results for this suburb, to view the full 12 months of sales history, please go to jellisraig.com.au/suburbinsights

Address	Bedrooms	Type	Price	Sold
 5/15 Ann St Geelong West	2	Unit	\$385,000	14 Apr 2025
 51 Candover St Geelong West	4	House	\$1,330,000	08 Apr 2025
 142 Autumn St Geelong West	6	House	\$1,360,000	07 Apr 2025
 27 Mcdougall St Geelong West	3	House	\$726,000	05 Apr 2025
 9 Eureka St Geelong West	3	House	\$658,000	05 Apr 2025
 4/24 Elizabeth St Geelong West	1	Unit	\$280,000	02 Apr 2025
 121 Elizabeth St Geelong West	2	House	\$680,000	01 Apr 2025
 5 Mcnabb Av Geelong West	3	House	\$790,000	01 Apr 2025
 24 Catherine St Geelong West	3	House	\$816,000	29 Mar 2025
 5 Oconnell St Geelong West	3	House	\$870,000	26 Mar 2025
 3 Petrel St Geelong West	3	House	\$940,000	24 Mar 2025
 46 Candover St Geelong West	4	House	\$1,160,000	22 Mar 2025

Sold Properties~

Address	Bedrooms	Type	Price	Sold
 57a French St Geelong West	3	House	\$820,000	21 Mar 2025
 2/24 Elizabeth St Geelong West	1	Unit	\$299,000	17 Mar 2025
 8/105 Gertrude St Geelong West	2	Flat/Unit/Apartment	\$270,000	17 Mar 2025
 4/6 Isabella St Geelong West	2	Unit	\$430,000	06 Mar 2025
 2/7 Scarlett St Geelong West	3	Townhouse	\$750,000	28 Feb 2025
 11a Addis St Geelong West	3	Townhouse	\$920,000	28 Feb 2025
 203/50 Bowlers Av Geelong West	1	Apartment	\$430,000	28 Feb 2025
 199a Autumn St Geelong West	2	House	\$688,000	27 Feb 2025
 58 Catherine St GEELONG WEST	2	House	\$685,000	27 Feb 2025
 1/1 French St Geelong West	1	Unit	\$275,000	22 Feb 2025
 106 Gertrude St GEELONG WEST	3	House	\$910,000	18 Feb 2025
 3/15 Hope St Geelong West	4	Townhouse	\$830,000	18 Feb 2025

Sold Properties~

Address	Bedrooms	Type	Price	Sold
 42 Candover St Geelong West	5	House	\$1,900,000	08 Feb 2025
 7/15 Addis St Geelong West	1	Unit	\$292,500	01 Feb 2025
 3/72 Oconnell St Geelong West	1	Unit	\$335,000	31 Jan 2025
 140 Autumn St Geelong West	3	House	\$1,225,000	25 Jan 2025
 151 Autumn St Geelong West	5	House	\$1,350,000	23 Jan 2025
 2 Hector St Geelong West	2	House	\$675,000	22 Jan 2025
 7/105 Gertrude St Geelong West	1	Unit	\$267,000	10 Jan 2025
 2/72 Oconnell St Geelong West	1	Unit	\$330,000	08 Jan 2025
 1/103 Gertrude St GEELONG WEST	2	Flat/Unit/Apartment	\$330,000	29 Dec 2024
 1/72 Oconnell St Geelong West	2	Unit	\$381,000	24 Dec 2024
 79 Waratah St Geelong West	3	House	\$860,000	24 Dec 2024
 2/17 Halstead Pl Geelong West	2	Apartment	\$530,000	23 Dec 2024



Geelong Office
205 Pakington Street, Geelong West
(03) 5222 7772

jelliscraig.com.au

Data is current as of PDF generation date 01/05/2025

* Updated Quarterly for the past 12 months

^ Updated daily for the past quarter

~ Updated daily: 33 recent results.

This publication contains data, analytics, statistics and other information supplied by PROPERTYDATAONLINE PTY LTD (PropertyData). The data provided in this publication is of a general nature and should not be construed as specific advice or relied upon in lieu of appropriate professional advice.

PropertyData relies upon data supplied by third parties and while the data is checked and reviewed, PropertyData does not warrant the accuracy or completeness of the information to the full extent permitted by the law and excludes all loss or damage howsoever arising (including through negligence) in connection with the data supplied by PropertyData. The State of Victoria owns the copyright in the Property Sales Data and reproduction of that data in any way without the consent of the State of Victoria will constitute a breach of the Copyright Act 1968 (cth). The State of Victoria does not warrant the accuracy or completeness of the Property Sales Data and any person using or relying upon such information does so on the basis that the State of Victoria accepts no responsibility or liability whatsoever for any errors, faults, defects or omissions in the information supplied.