

## *Suburb Report*

Know your neighbourhood.



# Property Prices

## Median House Price\*

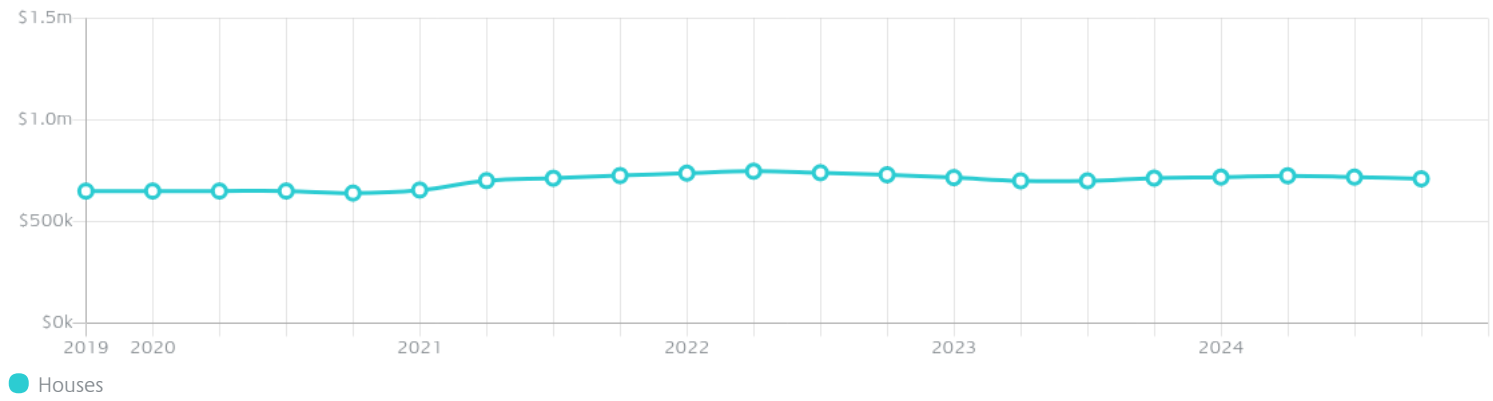
Median

**\$710k**

Quarterly Price Change

**-1.18% ↓**

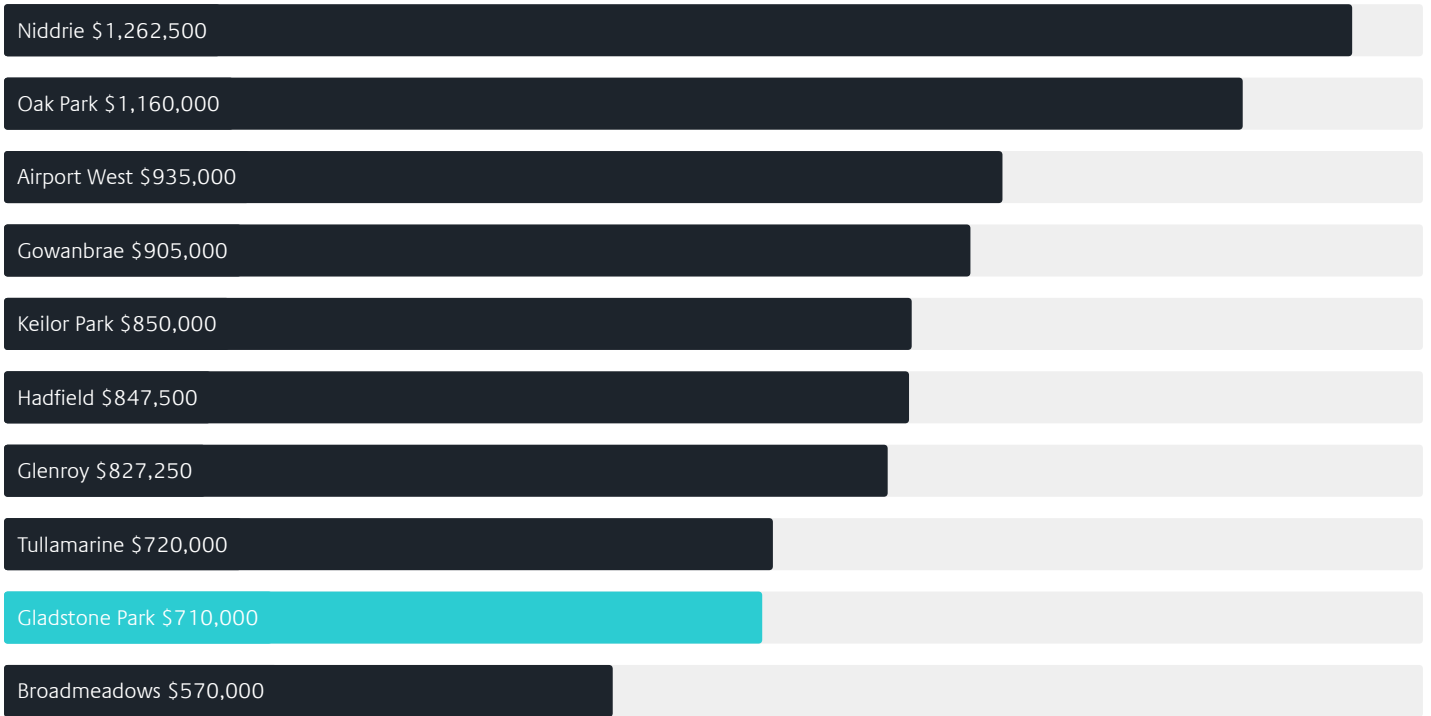
## Quarterly Price Change\*



# Surrounding Suburbs

---

## Median House Sale Price\*



## Median Unit Sale Price\*



# Sales Snapshot

## Sale Method<sup>\*</sup>



● Auction 76%  
● Private 24%

## Auction Clearance Rate<sup>\*</sup>

92.31%

## Median Days on Market<sup>^</sup>

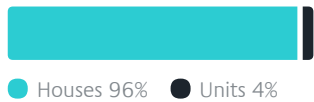
19 days

## Average Hold Period<sup>\*</sup>

7.7 years

# Insights

## Dwelling Type<sup>^</sup>



● Houses 96% ● Units 4%

## Ownership<sup>^</sup>



● Owned Outright 46% ● Mortgaged 36% ● Rented 18%

## Population<sup>^</sup>

8,213

## Median Asking Rent per week<sup>\*</sup>

\$550

## Population Growth<sup>^</sup>

-1.50%

## Rental Yield<sup>\*</sup>

3.84%

## Median Age<sup>^</sup>













42 years

## Median Household Size<sup>^</sup>













2.6 people

# Sold Properties~













Discover a snapshot of the most recent results for this suburb, to view the full 12 months of sales history, please go to [jellisraig.com.au/suburbinsights](https://jellisraig.com.au/suburbinsights)

| Address  | Bedrooms | Type  | Price     | Sold        |
|--|----------|-------|-----------|-------------|
|  1/48 Gabrielle Cr<br>Gladstone Park | 3        | House | \$565,000 | 03 Jan 2025 |
|  3 Katrina Dr<br>Gladstone Park      | 3        | House | \$750,000 | 19 Dec 2024 |
|  277 Carrick Dr<br>Gladstone Park    | 4        | House | \$685,000 | 19 Dec 2024 |
|  6 Neath Cl<br>Gladstone Park        | 3        | House | \$450,000 | 12 Dec 2024 |
|  3 Hardy Cl<br>Gladstone Park      | 5        | House | \$810,000 | 10 Dec 2024 |
|  39 Prior Av<br>Gladstone Park     | 3        | House | \$795,000 | 07 Dec 2024 |
|  296 Carrick Dr<br>Gladstone Park  | 3        | House | \$770,000 | 04 Dec 2024 |
|  9 Inglewood Ct<br>Gladstone Park  | 4        | House | \$825,000 | 02 Dec 2024 |
|  5 Dingley Cl<br>Gladstone Park    | 3        | House | \$632,000 | 30 Nov 2024 |
|  8 Ronald Cl<br>Gladstone Park     | 3        | House | \$803,000 | 30 Nov 2024 |
|  16 Rylandes Dr<br>Gladstone Park  | 3        | House | \$681,000 | 30 Nov 2024 |
|  10 Elvin Cl<br>Gladstone Park     | 3        | House | \$787,000 | 30 Nov 2024 |

# Sold Properties~

| Address  | Bedrooms | Type  | Price       | Sold        |
|--|----------|-------|-------------|-------------|
|  3 Wannan St<br>Gladstone Park           | 3        | House | \$650,000   | 25 Nov 2024 |
|  10 Costain Ct<br>Gladstone Park         | 3        | House | \$745,000   | 16 Nov 2024 |
|  38 Clarke Dr<br>Gladstone Park          | 3        | House | \$795,000   | 16 Nov 2024 |
|  10 Oldfield Gr<br>Gladstone Park        | 4        | House | \$800,000   | 15 Nov 2024 |
|  54 North Circular Rd<br>Gladstone Park | 3        | House | \$525,000   | 31 Oct 2024 |
|  16 Grantley Dr<br>GLADSTONE PARK      | 3        | House | \$801,000   | 31 Oct 2024 |
|  38 Henley Dr<br>Gladstone Park        | 3        | House | \$815,000   | 26 Oct 2024 |
|  28 Beresford Cr<br>Gladstone Park     | 3        | House | \$612,000   | 26 Oct 2024 |
|  9 Jessop Ct<br>Gladstone Park         | 3        | House | \$855,000   | 26 Oct 2024 |
|  9 Galway Gr<br>Gladstone Park         | 3        | House | \$1,100,000 | 24 Oct 2024 |
|  47 Payne St<br>Gladstone Park         | 3        | House | \$665,000   | 23 Oct 2024 |
|  53 The Circuit<br>Gladstone Park      | 3        | House | \$660,000   | 21 Oct 2024 |

# Sold Properties~

| Address  | Bedrooms | Type  | Price       | Sold        |
|--|----------|-------|-------------|-------------|
|  5 Burgess Cl<br>Gladstone Park          | 4        | House | \$1,000,000 | 12 Oct 2024 |
|  32 Henley Dr<br>Gladstone Park          | 4        | House | \$788,000   | 12 Oct 2024 |
|  6 Jessop Ct<br>Gladstone Park           | 3        | House | \$705,000   | 12 Oct 2024 |
|  19 Parnell Cr<br>Gladstone Park         | 3        | House | \$615,000   | 11 Oct 2024 |
|  20 Payne St<br>Gladstone Park          | 3        | House | \$710,000   | 11 Oct 2024 |
|  5 Van Ct<br>Gladstone Park            | 4        | House | \$780,000   | 08 Oct 2024 |
|  9 Oldfield Gr<br>Gladstone Park       | 5        | House | \$775,000   | 06 Oct 2024 |
|  5 Leura Ct<br>Gladstone Park          | 4        | House | \$741,000   | 05 Oct 2024 |
|  5 Gladstone Park Dr<br>Gladstone Park | 3        | House | \$696,000   | 05 Oct 2024 |
|  78 Clarke Dr<br>Gladstone Park        | 3        | House | \$590,000   | 03 Oct 2024 |
|  5 Dalton Pl<br>Gladstone Park         | 4        | House | \$735,000   | 01 Oct 2024 |
|  14 Payne St<br>Gladstone Park         | 5        | House | \$840,000   | 25 Sep 2024 |



Brunswick Office  
179 Sydney Rd, Brunswick  
03 9387 5888

[jelliscraig.com.au](http://jelliscraig.com.au)

Data is current as of PDF generation date 01/02/2025

\* Updated Quarterly for the past 12 months

^ Updated daily for the past quarter

~ Updated daily: 33 recent results.

This publication contains data, analytics, statistics and other information supplied by PROPERTYDATAONLINE PTY LTD (PropertyData). The data provided in this publication is of a general nature and should not be construed as specific advice or relied upon in lieu of appropriate professional advice.

PropertyData relies upon data supplied by third parties and while the data is checked and reviewed, PropertyData does not warrant the accuracy or completeness of the information to the full extent permitted by the law and excludes all loss or damage howsoever arising (including through negligence) in connection with the data supplied by PropertyData. The State of Victoria owns the copyright in the Property Sales Data and reproduction of that data in any way without the consent of the State of Victoria will constitute a breach of the Copyright Act 1968 (cth). The State of Victoria does not warrant the accuracy or completeness of the Property Sales Data and any person using or relying upon such information does so on the basis that the State of Victoria accepts no responsibility or liability whatsoever for any errors, faults, defects or omissions in the information supplied.