

## *Suburb Report*

Know your neighbourhood.



# Property Prices

## Median House Price\*

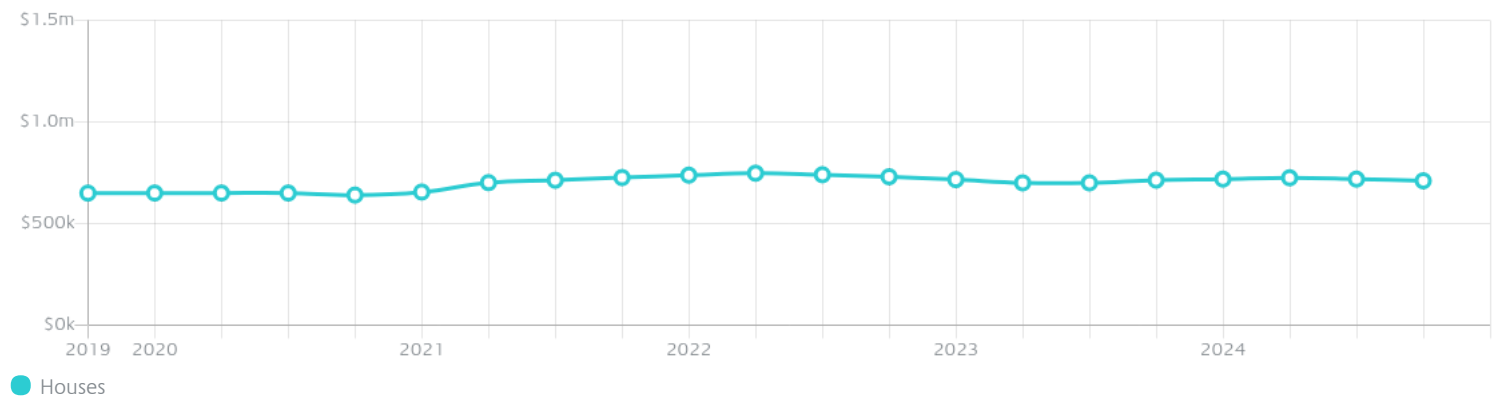
Median

**\$710k**

Quarterly Price Change

**-1.18% ↓**

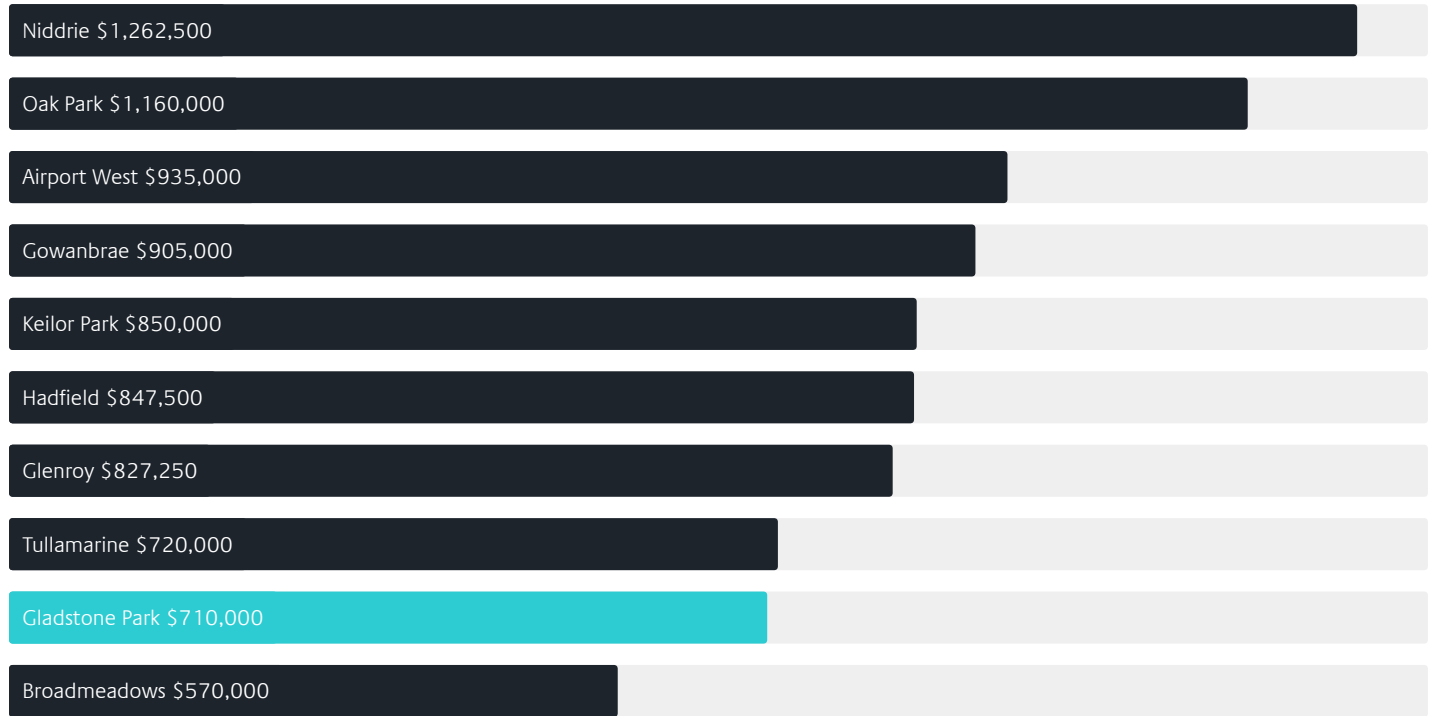
## Quarterly Price Change\*



# Surrounding Suburbs

---

## Median House Sale Price\*



## Median Unit Sale Price\*



# Sales Snapshot

Sale Method\*



● Auction 83%  
● Private 17%

Auction Clearance Rate\*

95%

Median Days on Market^

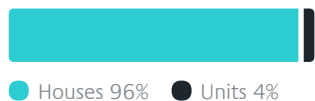
19 days

Average Hold Period\*

7.7 years

## Insights

Dwelling Type^



● Houses 96% ● Units 4%

Ownership^



● Owned Outright 46% ● Mortgaged 36% ● Rented 18%

Population^

8,213

Median Asking Rent per week\*

\$550

Population Growth^

-1.50%

Rental Yield\*

3.84%

Median Age^













42 years

Median Household Size^













2.6 people

# Sold Properties~













Discover a snapshot of the most recent results for this suburb, to view the full 12 months of sales history, please go to [jellisraig.com.au/suburbinsights](https://jellisraig.com.au/suburbinsights)

Address	Bedrooms	Type	Price	Sold
 1/48 Gabrielle Cr Gladstone Park	3	House	\$565,000	03 Jan 2025
 277 Carrick Dr Gladstone Park	4	House	\$685,000	19 Dec 2024
 6 Neath Cl Gladstone Park	3	House	\$450,000	12 Dec 2024
 3 Hardy Cl Gladstone Park	5	House	\$810,000	10 Dec 2024
 39 Prior Av Gladstone Park	3	House	\$795,000	07 Dec 2024
 296 Carrick Dr Gladstone Park	3	House	\$770,000	04 Dec 2024
 9 Inglewood Ct Gladstone Park	4	House	\$825,000	02 Dec 2024
 5 Dingley Cl Gladstone Park	3	House	\$632,000	30 Nov 2024
 10 Elvin Cl Gladstone Park	3	House	\$787,000	30 Nov 2024
 8 Ronald Cl Gladstone Park	3	House	\$803,000	30 Nov 2024
 16 Rylandes Dr Gladstone Park	3	House	\$681,000	30 Nov 2024
 3 Wannon St Gladstone Park	3	House	\$650,000	25 Nov 2024

# Sold Properties~

Address	Bedrooms	Type	Price	Sold
 10 Costain Ct Gladstone Park	3	House	\$745,000	16 Nov 2024
 38 Clarke Dr Gladstone Park	3	House	\$795,000	16 Nov 2024
 10 Oldfield Gr Gladstone Park	4	House	\$800,000	15 Nov 2024
 16 Grantley Dr GLADSTONE PARK	3	House	\$801,000	31 Oct 2024
 38 Henley Dr Gladstone Park	3	House	\$815,000	26 Oct 2024
 28 Beresford Cr Gladstone Park	3	House	\$612,000	26 Oct 2024
 9 Jessop Ct Gladstone Park	3	House	\$855,000	26 Oct 2024
 9 Galway Cr Gladstone Park	3	House	\$1,100,000	24 Oct 2024
 47 Payne St Gladstone Park	3	House	\$665,000	23 Oct 2024
 53 The Circuit Gladstone Park	3	House	\$660,000	21 Oct 2024
 6 Jessop Ct Gladstone Park	3	House	\$705,000	12 Oct 2024
 5 Burgess Cl Gladstone Park	4	House	\$1,000,000	12 Oct 2024

# Sold Properties~

Address	Bedrooms	Type	Price	Sold
 32 Henley Dr Gladstone Park	4	House	\$788,000	12 Oct 2024
 19 Parnell Cr Gladstone Park	3	House	\$615,000	11 Oct 2024
 20 Payne St Gladstone Park	3	House	\$710,000	11 Oct 2024
 5 Van Ct Gladstone Park	4	House	\$780,000	08 Oct 2024
 9 Oldfield Gr Gladstone Park	5	House	\$775,000	06 Oct 2024
 5 Leura Ct Gladstone Park	4	House	\$741,000	05 Oct 2024
 5 Gladstone Park Dr Gladstone Park	3	House	\$696,000	05 Oct 2024
 78 Clarke Dr Gladstone Park	3	House	\$590,000	03 Oct 2024
 5 Dalton Pl Gladstone Park	4	House	\$735,000	01 Oct 2024
 14 Payne St Gladstone Park	5	House	\$840,000	25 Sep 2024
 28 Vaucluse Av Gladstone Park	4	House	\$680,000	21 Sep 2024
 10 Braemar Cl Gladstone Park	4	House	\$710,000	16 Sep 2024



Brunswick Office  
179 Sydney Rd, Brunswick  
03 9387 5888

[jelliscraig.com.au](http://jelliscraig.com.au)

Data is current as of PDF generation date 20/01/2025

\* Updated Quarterly for the past 12 months

^ Updated daily for the past quarter

~ Updated daily: 33 recent results.

This publication contains data, analytics, statistics and other information supplied by PROPERTYDATAONLINE PTY LTD (PropertyData). The data provided in this publication is of a general nature and should not be construed as specific advice or relied upon in lieu of appropriate professional advice.

PropertyData relies upon data supplied by third parties and while the data is checked and reviewed, PropertyData does not warrant the accuracy or completeness of the information to the full extent permitted by the law and excludes all loss or damage howsoever arising (including through negligence) in connection with the data supplied by PropertyData. The State of Victoria owns the copyright in the Property Sales Data and reproduction of that data in any way without the consent of the State of Victoria will constitute a breach of the Copyright Act 1968 (cth). The State of Victoria does not warrant the accuracy or completeness of the Property Sales Data and any person using or relying upon such information does so on the basis that the State of Victoria accepts no responsibility or liability whatsoever for any errors, faults, defects or omissions in the information supplied.