

# JellisCraig

GLADSTONE PARK

# Suburb Report

Know your neighbourhood.



GLADSTONE PARK SUBURB REPORT

Median House Price\*

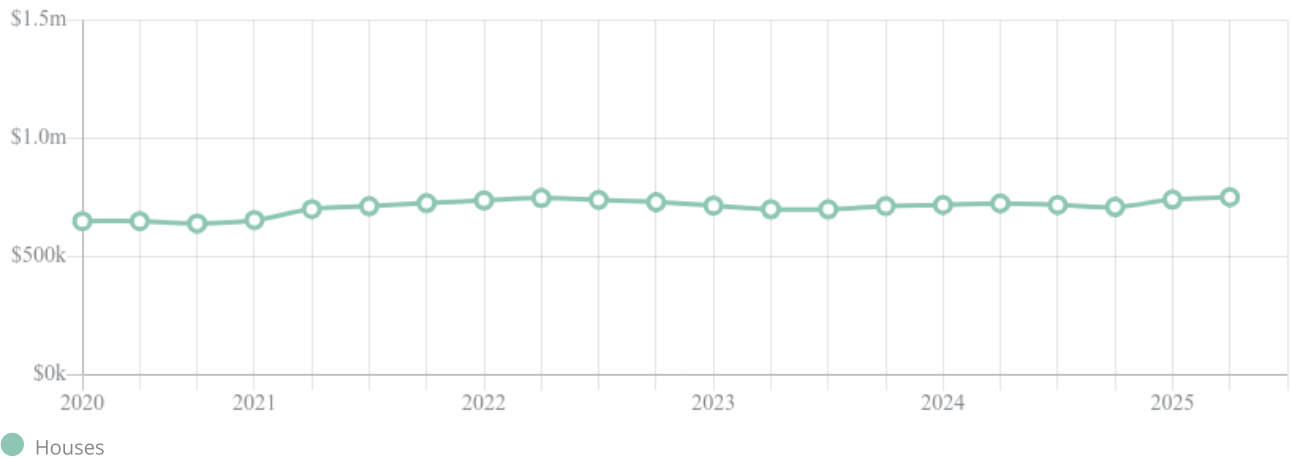
Median

\$751k

Quarterly Price Change

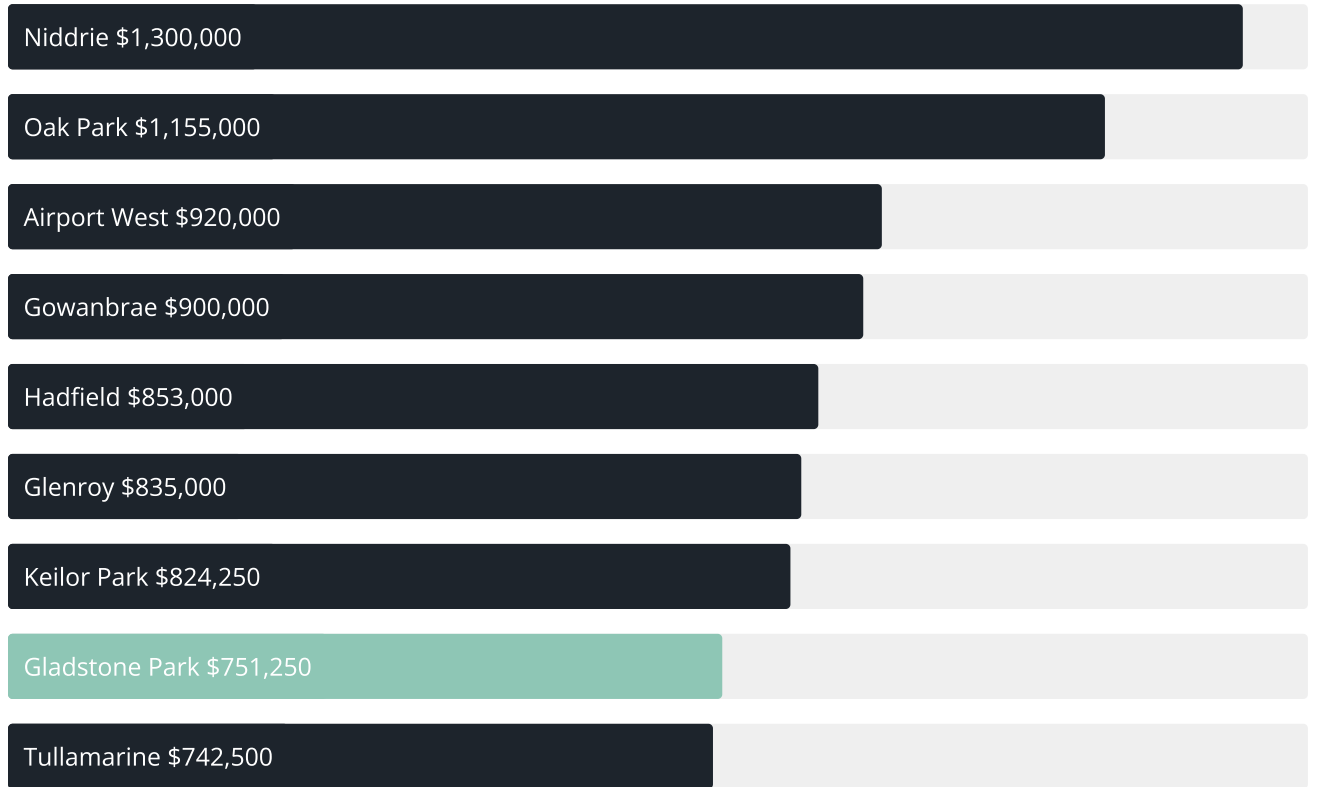
1.34% ↑

Quarterly Price Change\*



## GLADSTONE PARK SUBURB REPORT

### Median House Sale Price<sup>\*</sup>



### Median Unit Sale Price<sup>\*</sup>



## GLADSTONE PARK SUBURB REPORT

Sale Method<sup>\*</sup>

● Auction 69%  
● Private 31%

Auction Clearance Rate<sup>\*</sup>

100%

Median Days on Market<sup>^</sup>

21 days

Average Hold Period<sup>\*</sup>

7.7 years

Dwelling Type<sup>^</sup>

● Houses 96% ● Units 4%

Ownership<sup>^</sup>

● Owned Outright 46% ● Mortgaged 36% ● Rented 18%

Population<sup>^</sup>

8,213

Median Asking Rent per week<sup>\*</sup>

\$550

Population Growth<sup>^</sup>

-1.50%

Rental Yield<sup>\*</sup>

3.84%

Median Age<sup>^</sup>











42 years

Median Household Size<sup>^</sup>











2.6 people

## GLADSTONE PARK SUBURB REPORT











Discover a snapshot of the most recent results for this suburb, to view the full 12 months of sales history, please go to [jellisicraig.com.au/suburbinsights](http://jellisicraig.com.au/suburbinsights)

Address	Bedrooms	Type	Price	Sold
 56 Lenoak St Gladstone Park	3	House	\$732,000	29 Sep 2025
 5 Wiltshire Rd Gladstone Park	3	House	\$810,000	20 Sep 2025
 7 Forest Ct Gladstone Park	3	House	\$820,000	20 Sep 2025
 5 Bradford Cl Gladstone Park	3	House	\$820,000	09 Sep 2025
 5 Caple Pl Gladstone Park	4	House	\$850,000	06 Sep 2025
 14 Castleton Ct Gladstone Park	4	House	\$861,000	06 Sep 2025
 5 Goodwood Cr Gladstone Park	4	House	\$1,000,000	06 Sep 2025
 44 Woodstock Dr Gladstone Park	3	House	\$744,000	05 Sep 2025
 66 South Circular Rd Gladstone Park	3	House	\$802,000	30 Aug 2025
 3 Triton Ct Gladstone Park	3	House	\$790,000	30 Aug 2025

## GLADSTONE PARK SUBURB REPORT

Address	Bedrooms	Type	Price	Sold
 45 Burnleigh Dr Gladstone Park	4	House	\$755,500	28 Aug 2025
 1 Rodwell Pl Gladstone Park	3	House	\$700,000	27 Aug 2025
 31 Osborne Av Gladstone Park	3	House	\$695,000	22 Aug 2025
 18 Parnell Cr Gladstone Park	3	House	\$680,000	09 Aug 2025
 16 Vacluse Av Gladstone Park	3	House	\$810,000	09 Aug 2025
 5 Grantley Dr Gladstone Park	4	House	\$796,000	02 Aug 2025
 2 Linacre Cr Gladstone Park	4	House	\$797,000	31 Jul 2025
 24 Gaynor Cr Gladstone Park	3	House	\$775,000	30 Jul 2025
 20 Barrington Cr Gladstone Park	3	House	\$880,000	29 Jul 2025
 12 Barclay Cl Gladstone Park	6	House	\$1,052,000	19 Jul 2025

## GLADSTONE PARK SUBURB REPORT

Address	Bedrooms	Type	Price	Sold
 34 Beresford Cr Gladstone Park	3	House	\$770,000	19 Jul 2025
 6 Prior Av Gladstone Park	3	House	\$780,000	19 Jul 2025
 64 Finton Gr Gladstone Park	3	House	\$638,000	10 Jul 2025
 2/2 Claredale Av Gladstone Park	2	House	\$570,000	05 Jul 2025
 27 Koonalda Rd Gladstone Park	3	House	\$562,000	02 Jul 2025
 10 Prior Av Gladstone Park	5	House	\$950,000	02 Jul 2025
 23 Elmhurst Rd Gladstone Park	3	House	\$675,000	30 Jun 2025
 5 Parnell Cr Gladstone Park	4	House	\$885,000	28 Jun 2025
 4 Gaynor Cr Gladstone Park	3	House	\$856,000	28 Jun 2025
 330 Carrick Dr Gladstone Park	4	House	\$825,500	27 Jun 2025



Brunswick Office  
179 Sydney Rd, Brunswick  
03 9387 5888

[jellisraig.com.au](http://jellisraig.com.au)

Data is current as of PDF generation date 01/10/2025

\* Updated Quarterly for the past 12 months

^ Updated daily for the past quarter

~ Updated daily: 33 recent results.

This publication contains data, analytics, statistics and other information supplied by PROPERTYDATAONLINE PTY LTD (PropertyData). The data provided in this publication is of a general nature and should not be construed as specific advice or relied upon in lieu of appropriate professional advice.

PropertyData relies upon data supplied by third parties and while the data is checked and reviewed, PropertyData does not warrant the accuracy or completeness of the information to the full extent permitted by the law and excludes all loss or damage howsoever arising (including through negligence) in connection with the data supplied by PropertyData. The State of Victoria owns the copyright in the Property Sales Data and reproduction of that data in any way without the consent of the State of Victoria will constitute a breach of the Copyright Act 1968 (cth). The State of Victoria does not warrant the accuracy or completeness of the Property Sales Data and any person using or relying upon such information does so on the basis that the State of Victoria accepts no responsibility or liability whatsoever for any errors, faults, defects or omissions in the information supplied.