

Suburb Report

Know your neighbourhood.



Property Prices

Median House Price*

Median

\$1.76m

Quarterly Price Change

-0.72% ↓

Median Unit Price*

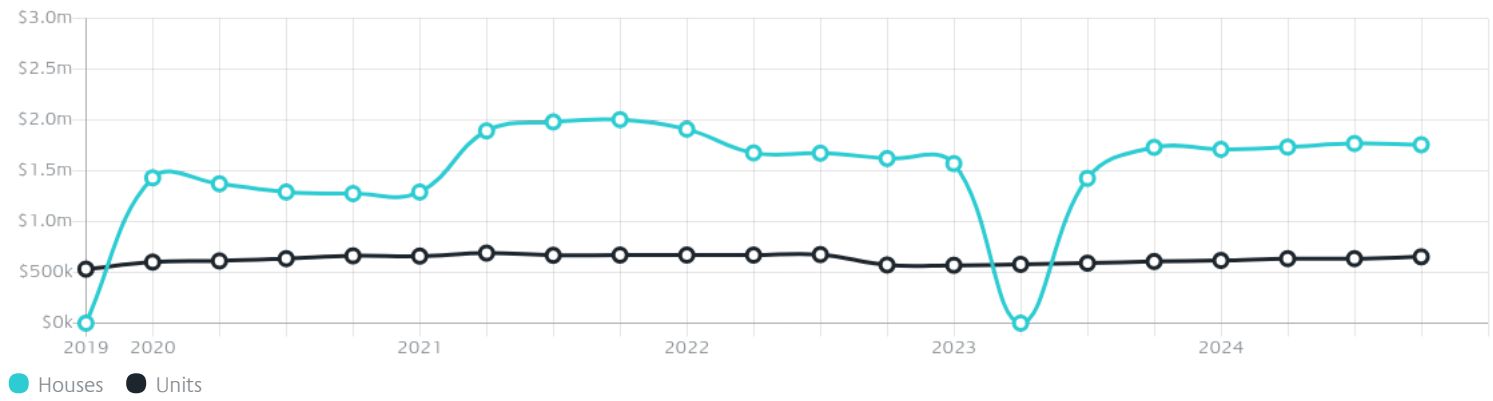
Median

\$653k

Quarterly Price Change

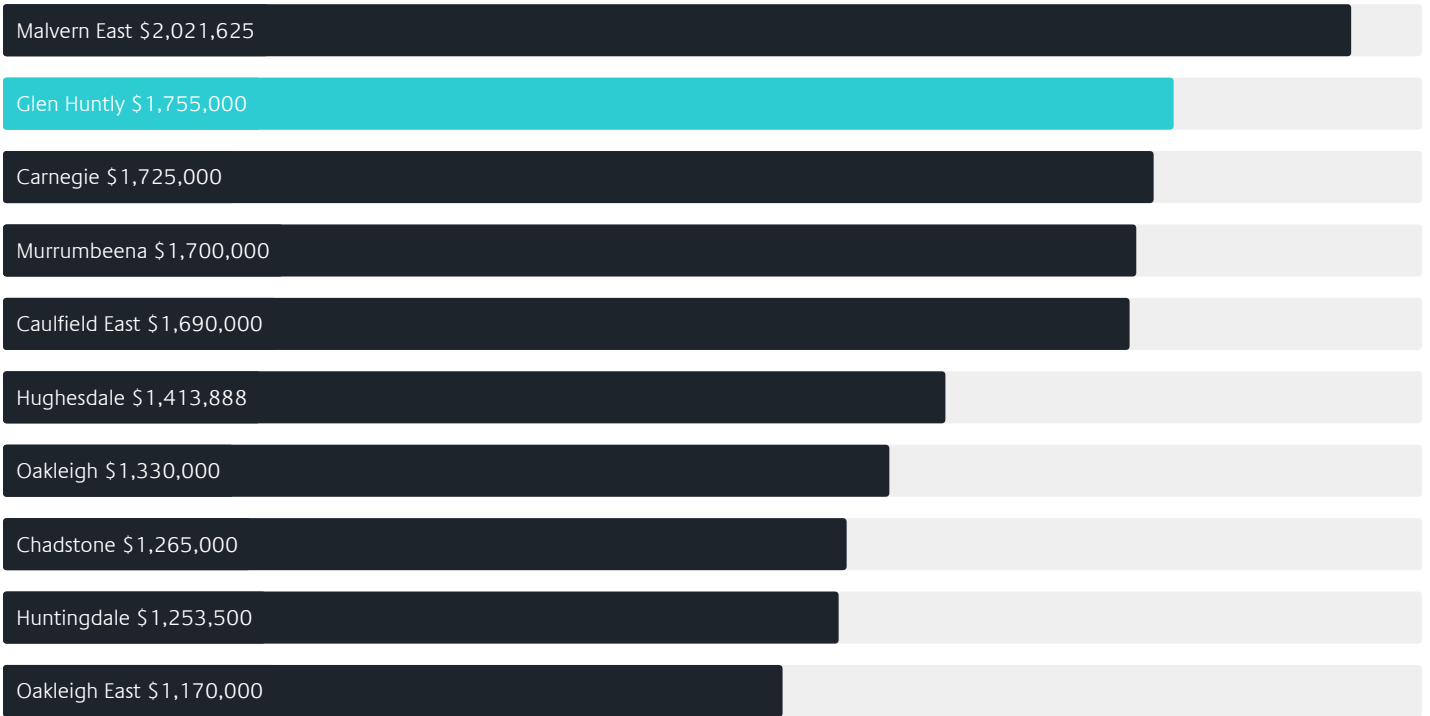
2.75% ↑

Quarterly Price Change*

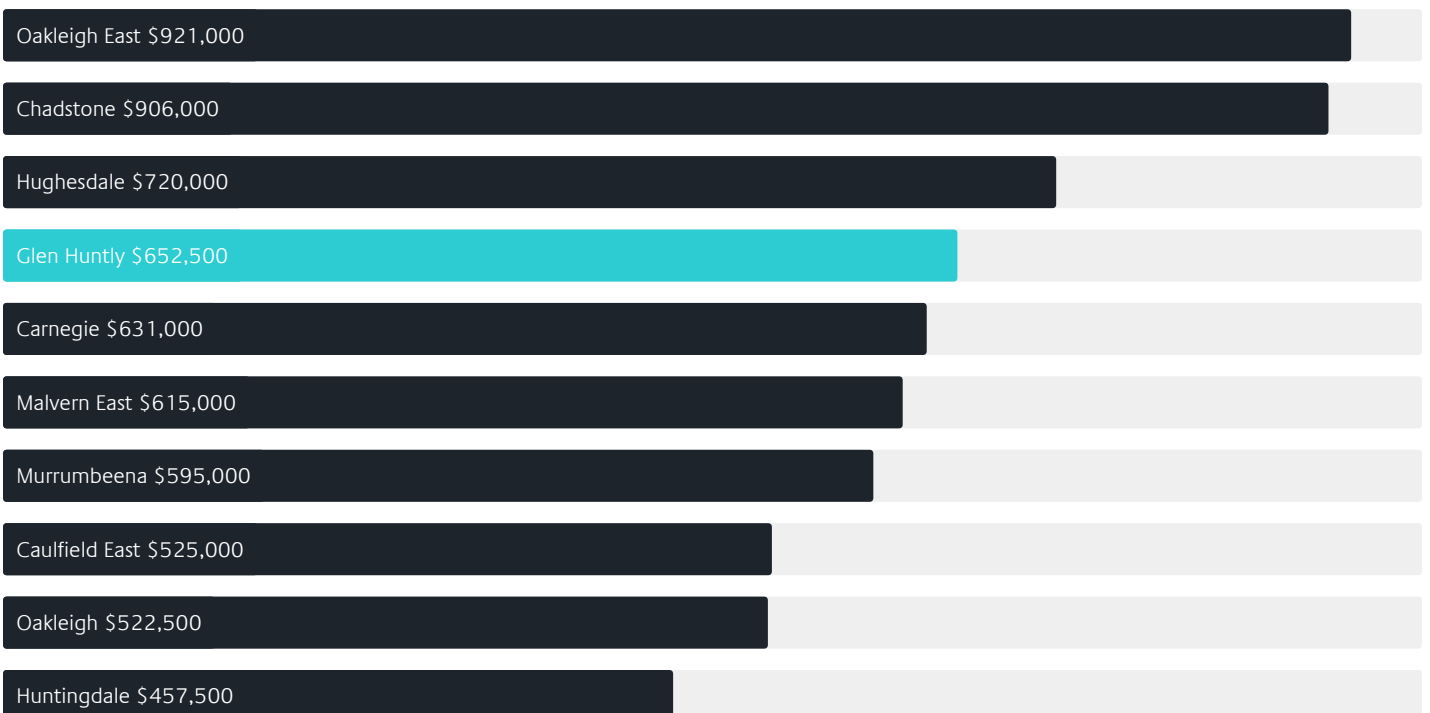


Surrounding Suburbs

Median House Sale Price*



Median Unit Sale Price*



Sales Snapshot

Sale Method^{*}



● Auction 69%
● Private 31%

Auction Clearance Rate^{*}

80%

Median Days on Market[^]

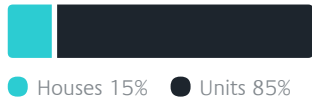
31 days

Average Hold Period^{*}

6.2 years

Insights

Dwelling Type[^]



Ownership[^]



Population[^]

4,905

Median Asking Rent per week^{*}

\$730

Population Growth[^]

-2.68%

Rental Yield^{*}

2.31%

Median Age[^]













35 years

Median Household Size[^]













2.1 people

Sold Properties~













Discover a snapshot of the most recent results for this suburb, to view the full 12 months of sales history, please go to jellisraig.com.au/suburbinsights

Address	Bedrooms	Type	Price	Sold
 4/16 Garden Av Glen Huntly	2	Unit	\$780,000	22 Mar 2025
 4/129 Grange Rd Glen Huntly	0	Apartment	\$475,500	01 Mar 2025
 110/147 Neerim Rd Glen Huntly	2	Apartment	\$577,500	01 Mar 2025
 9/3 Huntly St GLEN HUNTLY	1	Apartment	\$335,000	27 Feb 2025
 138/115 Neerim Rd Glen Huntly	3	Apartment	\$650,000	27 Feb 2025
 11 Anna St Glen Huntly	4	Townhouse	\$1,907,000	25 Feb 2025
 19/1204 Glen Huntly Rd Glen Huntly	2	Apartment	\$672,000	24 Feb 2025
 2/1092 Glen Huntly Rd Glen Huntly	2	Apartment	\$770,000	22 Feb 2025
 28 Dorothy Av Glen Huntly	5	House	\$2,150,000	22 Feb 2025
 5/1 Garden Av Glen Huntly	0	Unit	\$851,000	21 Feb 2025
 8 Anna St GLEN HUNTLY	3	House	\$1,325,000	18 Feb 2025
 149/115 Neerim Rd Glen Huntly	2	Apartment	\$375,000	12 Feb 2025

Sold Properties~

Address	Bedrooms	Type	Price	Sold
 3/15 Manchester Gr Glen Huntly	2	Unit	\$720,000	08 Feb 2025
 7/32 Royal Av Glen Huntly	1	Unit	\$387,000	06 Feb 2025
 172/115 Neerim Rd Glen Huntly	2	Apartment	\$393,200	04 Feb 2025
 207/16 Etna St Glen Huntly	3	Apartment	\$835,000	01 Feb 2025
 90/115 Neerim Rd Glen Huntly	2	Apartment	\$405,000	30 Jan 2025
 68/115 Neerim Rd Glen Huntly	2	Apartment	\$365,000	28 Jan 2025
 32/115 Neerim Rd Glen Huntly	1	Strata Unit/Flat	\$315,000	25 Jan 2025
 211/16 Etna St Glen Huntly	2	Apartment	\$605,000	23 Jan 2025
 11/1204 Glen Huntly Rd Glen Huntly	2	Strata Unit/Flat	\$679,000	08 Jan 2025
 1/7 Wattle Av Glen Huntly	2	Unit	\$595,000	31 Dec 2024
 4/28 Watson Gr Glen Huntly	2	Apartment	\$633,000	21 Dec 2024
 3 Heath Dr Glen Huntly	3	Flat/Unit/Apartment	\$1,020,800	20 Dec 2024

Sold Properties~

Address	Bedrooms	Type	Price	Sold
 5/135 Grange Rd GLEN HUNTLY	1	Strata Unit/Flat	\$560,000	19 Dec 2024
 54/115 Neerim Rd Glen Huntly	1	Apartment	\$336,000	16 Dec 2024
 4/97 Neerim Rd Glen Huntly	2	Strata Unit/Flat	\$460,000	14 Dec 2024
 10 Hawson Av Glen Huntly	3	House	\$1,052,000	12 Dec 2024
 110/16 Etna St Glen Huntly	2	Apartment	\$590,000	11 Dec 2024
 154/115 Neerim Rd Glen Huntly	2	Apartment	\$411,235	10 Dec 2024
 10/21 Royal Av Glen Huntly	2	Apartment	\$435,000	07 Dec 2024
 1/10 Rosedale Av Glen Huntly	2	Apartment	\$730,000	06 Dec 2024
 4/32 Royal Av Glen Huntly	2	Apartment	\$435,000	05 Dec 2024
 93/115 Neerim Rd GLEN HUNTLY	2	Apartment	\$388,000	04 Dec 2024
 13/16 Etna St Glen Huntly	2	Apartment	\$720,000	30 Nov 2024
 2/1 Garden Av Glen Huntly	2	Unit	\$725,000	30 Nov 2024



Carnegie Office
6/14-22 Woorayl Street, Carnegie
03 9573 6100

jelliscraig.com.au

Data is current as of PDF generation date 01/04/2025

* Updated Quarterly for the past 12 months

^ Updated daily for the past quarter

~ Updated daily: 33 recent results.

This publication contains data, analytics, statistics and other information supplied by PROPERTYDATAONLINE PTY LTD (PropertyData). The data provided in this publication is of a general nature and should not be construed as specific advice or relied upon in lieu of appropriate professional advice.

PropertyData relies upon data supplied by third parties and while the data is checked and reviewed, PropertyData does not warrant the accuracy or completeness of the information to the full extent permitted by the law and excludes all loss or damage howsoever arising (including through negligence) in connection with the data supplied by PropertyData. The State of Victoria owns the copyright in the Property Sales Data and reproduction of that data in any way without the consent of the State of Victoria will constitute a breach of the Copyright Act 1968 (cth). The State of Victoria does not warrant the accuracy or completeness of the Property Sales Data and any person using or relying upon such information does so on the basis that the State of Victoria accepts no responsibility or liability whatsoever for any errors, faults, defects or omissions in the information supplied.