

JellisCraig

GLEN HUNTLY

Suburb Report

Know your neighbourhood.



GLEN HUNTLY SUBURB REPORT

Median House Price*

Median

\$1.51m

Quarterly Price Change

-9.58% ↓

Median Unit Price*

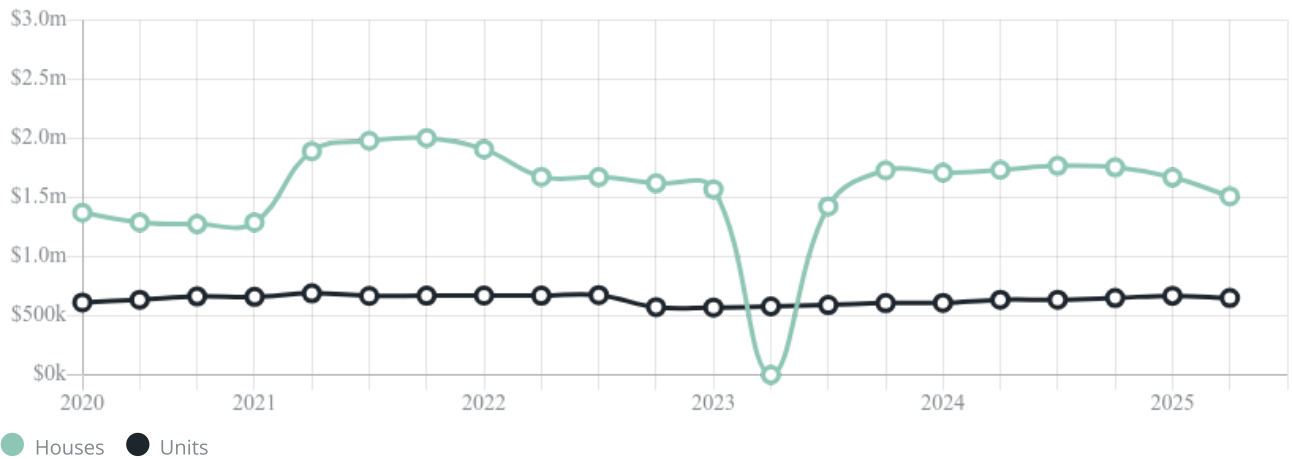
Median

\$650k

Quarterly Price Change

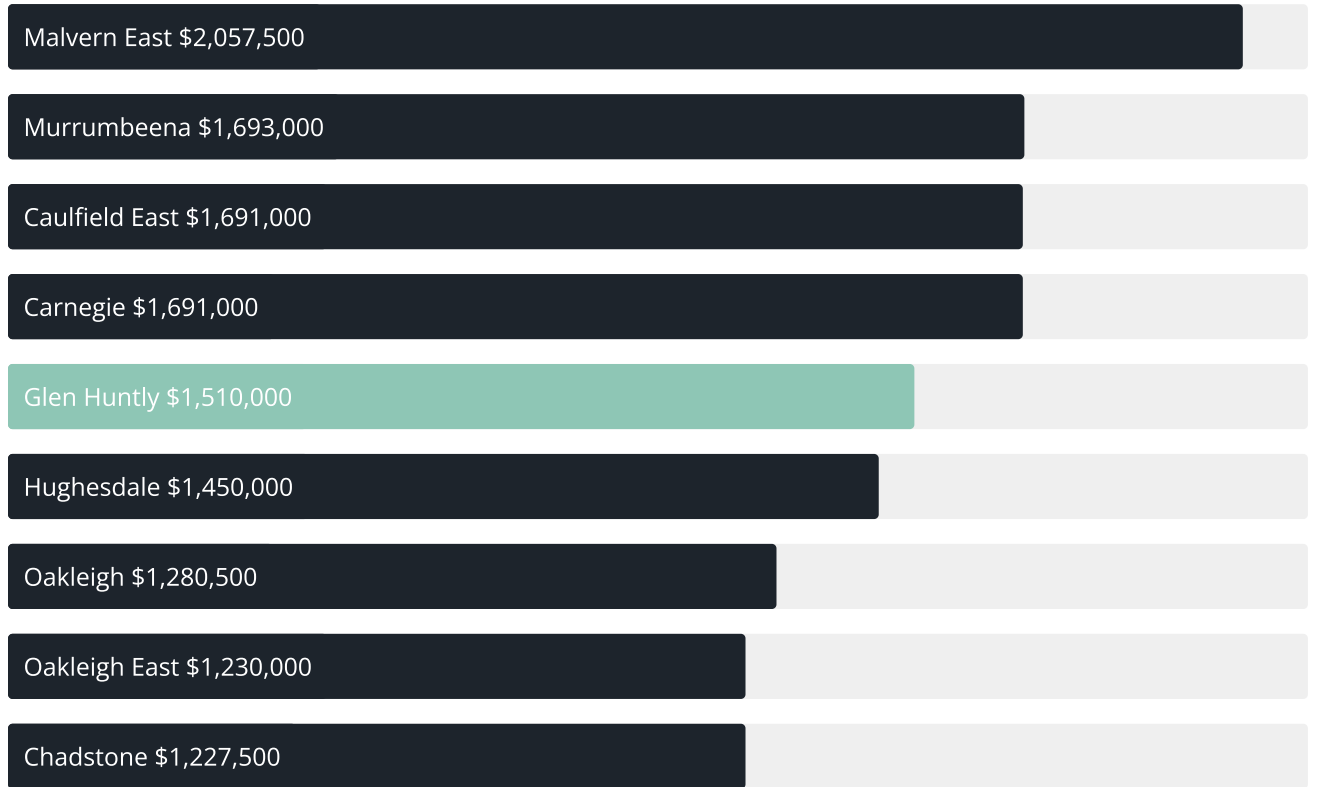
-2.84% ↓

Quarterly Price Change*

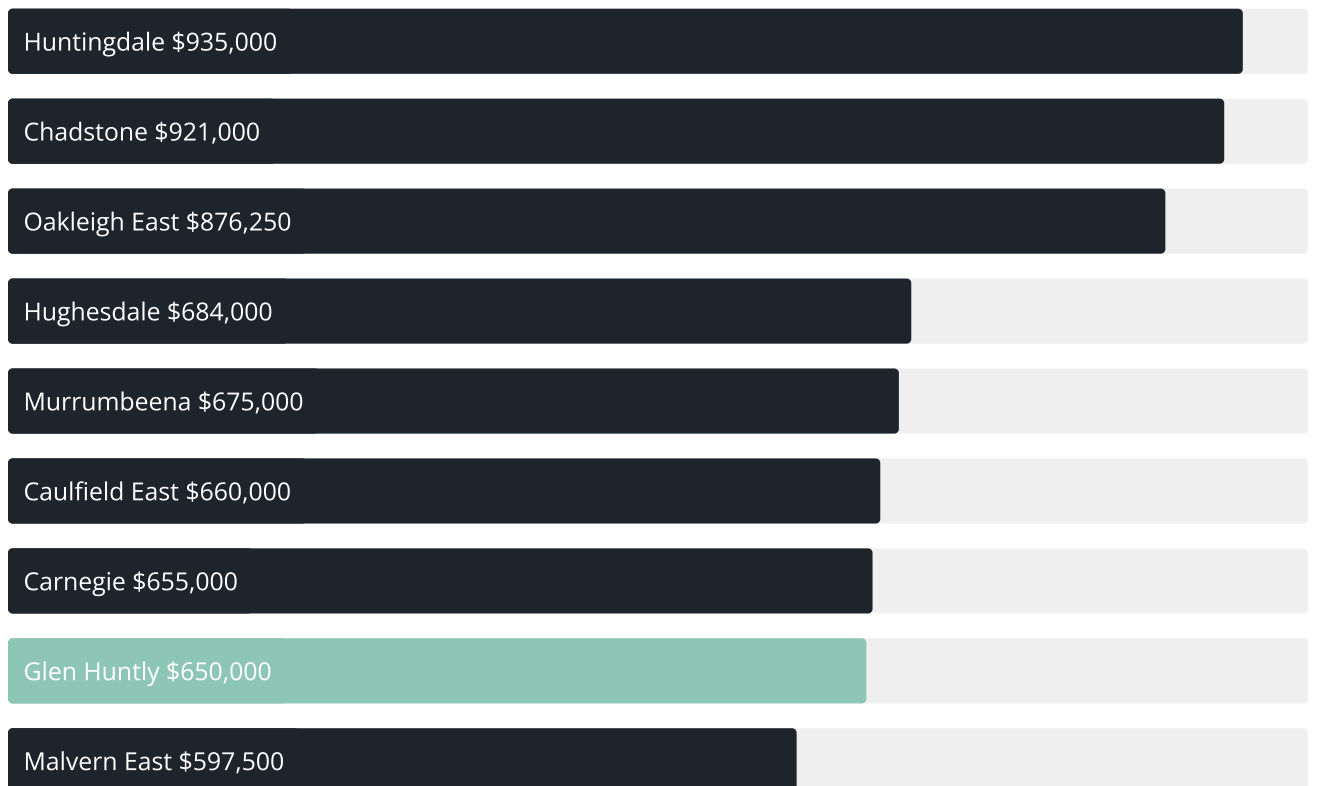


GLEN HUNTLY SUBURB REPORT

Median House Sale Price*



Median Unit Sale Price*



GLEN HUNTLY SUBURB REPORT

Sale Method*



● Auction 79%
● Private 21%

Auction Clearance Rate*

86.36%

Median Days on Market^

23 days

Average Hold Period*

6.2 years

Dwelling Type^



● Houses 15% ● Units 85%

Ownership^



● Owned Outright 26% ● Mortgaged 31% ● Rented 43%

Population^

4,905

Median Asking Rent per week*

\$825

Population Growth^

-2.68%

Rental Yield*

2.31%

Median Age^











35 years

Median Household Size^











2.1 people

GLEN HUNTLY SUBURB REPORT











Discover a snapshot of the most recent results for this suburb, to view the full 12 months of sales history, please go to jellisicraig.com.au/suburbinsights

Address	Bedrooms	Type	Price	Sold
 8/27 Royal Av Glen Huntly	2	Apartment	\$465,000	21 Sep 2025
 2/12 Mackay Av Glen Huntly	2	Unit	\$740,000	13 Sep 2025
 3/146 Booran Rd Glen Huntly	3	Apartment	\$1,010,000	13 Sep 2025
 12 Augusta St Glen Huntly	3	House	\$1,358,000	08 Sep 2025
 103/1094 Glen Huntly Rd Glen Huntly	1	Apartment	\$405,000	04 Sep 2025
 164 Booran Rd Glen Huntly	6	House	\$2,525,000	03 Sep 2025
 206/16 Etna St Glen Huntly	2	Apartment	\$618,888	27 Aug 2025
 102/25 Rothschild St Glen Huntly	2	Apartment	\$580,000	26 Aug 2025
 24 Park Av Glen Huntly	4	House	\$2,200,000	23 Aug 2025
 88/115 Neerim Rd Glen Huntly	2	Apartment	\$476,555	13 Aug 2025

GLEN HUNTLY SUBURB REPORT

Address	Bedrooms	Type	Price	Sold
 9 Hawson Av Glen Huntly	4	House	\$2,506,000	09 Aug 2025
 38 Manchester Gr Glen Huntly	3	Townhouse	\$1,100,000	30 Jul 2025
 4/4 Waratah Av Glen Huntly	1	Flat/Unit/Apartment	\$795,000	23 Jul 2025
 202/1094 Glen Huntly Rd Glen Huntly	2	Apartment	\$685,000	19 Jul 2025
 106/18 Etna St Glen Huntly	2	Strata Unit/Flat	\$599,900	18 Jul 2025
 4/7 Huntly St Glen Huntly	2	Apartment	\$489,000	17 Jul 2025
 4/6 Park Av Glen Huntly	3	Villa	\$875,000	12 Jul 2025
 8/193 Grange Rd Glen Huntly	2	Unit	\$810,000	09 Jul 2025
 7/7 Rosedale Av Glen Huntly	2	Apartment	\$530,000	05 Jul 2025
 2/18 Waratah Av GLEN HUNTLY	2	Apartment	\$668,000	05 Jul 2025

GLEN HUNTLY SUBURB REPORT

Address	Bedrooms	Type	Price	Sold
 3/2 Garden Av Glen Huntly	2	Unit	\$745,100	05 Jul 2025
 2/14 Wattle Av Glen Huntly	1	Flat/Unit/Apartment	\$875,000	04 Jul 2025
 8/12 Roseberry Gr Glen Huntly	2	Strata Unit/Flat	\$460,000	03 Jul 2025
 210/16 Etna St Glen Huntly	3	Apartment	\$860,000	02 Jul 2025
 4/4 Hinton Rd Glen Huntly	2	Townhouse	\$727,000	28 Jun 2025
 1/34 Dorothy Av Glen Huntly	2	Unit	\$861,000	25 Jun 2025
 202/15 Manchester Gr Glen Huntly	2	Apartment	\$585,000	22 Jun 2025
 106/28 Watson Gr Glen Huntly	2	Apartment	\$640,000	20 Jun 2025
 6 Watson Gr Glen Huntly	2	House	\$1,500,000	20 Jun 2025
 16/1204 Glen Huntly Rd Glen Huntly	2	Strata Unit/Flat	\$635,000	20 Jun 2025



Carnegie Office
6/14-22 Woorayl Street, Carnegie
03 9573 6100

jellisrcraig.com.au

Data is current as of PDF generation date 01/10/2025

* Updated Quarterly for the past 12 months

^ Updated daily for the past quarter

~ Updated daily: 33 recent results.

This publication contains data, analytics, statistics and other information supplied by PROPERTYDATAONLINE PTY LTD (PropertyData). The data provided in this publication is of a general nature and should not be construed as specific advice or relied upon in lieu of appropriate professional advice.

PropertyData relies upon data supplied by third parties and while the data is checked and reviewed, PropertyData does not warrant the accuracy or completeness of the information to the full extent permitted by the law and excludes all loss or damage howsoever arising (including through negligence) in connection with the data supplied by PropertyData. The State of Victoria owns the copyright in the Property Sales Data and reproduction of that data in any way without the consent of the State of Victoria will constitute a breach of the Copyright Act 1968 (cth). The State of Victoria does not warrant the accuracy or completeness of the Property Sales Data and any person using or relying upon such information does so on the basis that the State of Victoria accepts no responsibility or liability whatsoever for any errors, faults, defects or omissions in the information supplied.