

Suburb Report

Know your neighbourhood.



Property Prices

Median House Price*

Median

\$1.70m

Quarterly Price Change

-1.07% ↓

Median Unit Price*

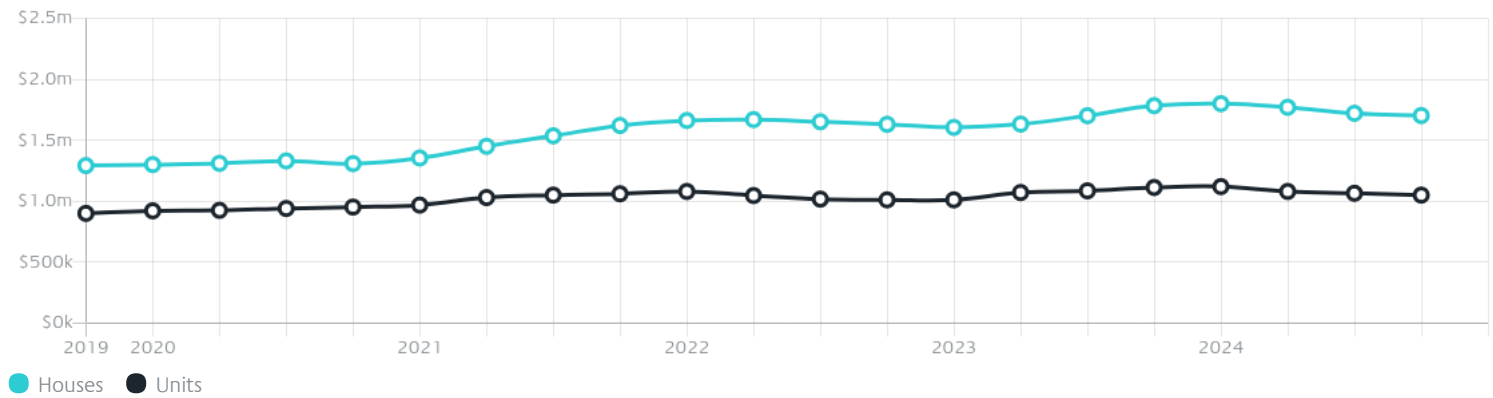
Median

\$1.05m

Quarterly Price Change

-1.40% ↓

Quarterly Price Change*

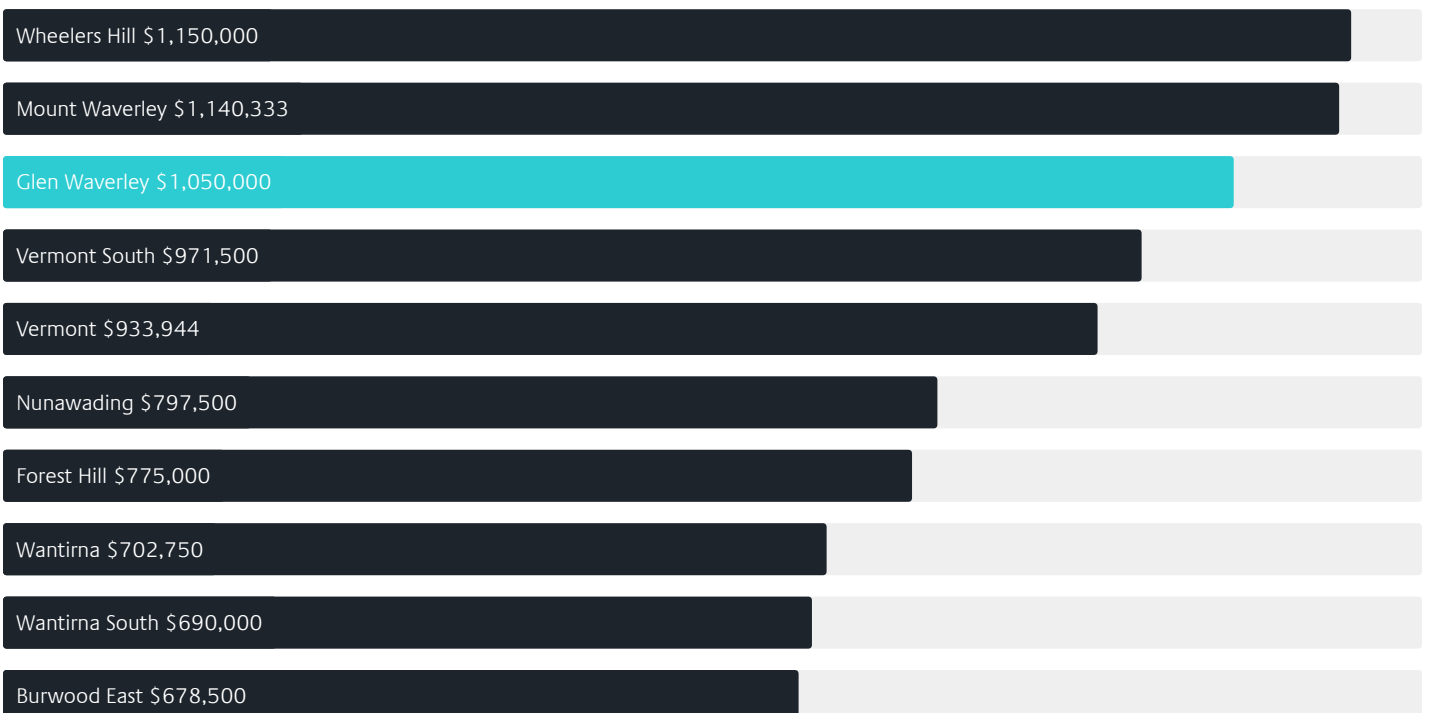


Surrounding Suburbs

Median House Sale Price*



Median Unit Sale Price*



Sales Snapshot

Sale Method^{*}



● Auction 71%
● Private 29%

Auction Clearance Rate^{*}

93.26%

Median Days on Market[^]

29 days

Average Hold Period^{*}

7.5 years

Insights

Dwelling Type[^]



● Houses 79% ● Units 21%

Ownership[^]



● Owned Outright 45% ● Mortgaged 31% ● Rented 24%

Population[^]

42,642

Median Asking Rent per week^{*}

\$700

Population Growth[^]

5.74%

Rental Yield^{*}

2.09%

Median Age[^]













40 years

Median Household Size[^]













2.8 people

Sold Properties~













Discover a snapshot of the most recent results for this suburb, to view the full 12 months of sales history, please go to jellisicraig.com.au/suburbinsights

Address	Bedrooms	Type	Price	Sold
 21 Northam St Glen Waverley	3	House	\$1,660,000	31 Mar 2025
 1/10 Delmore Cr Glen Waverley	3	Unit	\$1,065,000	29 Mar 2025
 33 Summit Cr Glen Waverley	3	House	\$1,892,000	29 Mar 2025
 21 Almray Pl Glen Waverley	5	House	\$1,485,000	29 Mar 2025
 10 Jousting Pl Glen Waverley	4	House	\$1,428,888	29 Mar 2025
 17 Glenwood Av Glen Waverley	3	House	\$1,652,000	29 Mar 2025
 11 Cappella Ct Glen Waverley	4	House	\$1,275,000	29 Mar 2025
 5 Trenton Av Glen Waverley	3	House	\$1,800,000	29 Mar 2025
 16 Madeline St Glen Waverley	6	House	\$2,890,000	29 Mar 2025
 41 Silverwood Way Glen Waverley	4	House	\$1,171,000	29 Mar 2025
 17 Browning Dr Glen Waverley	4	House	\$1,488,000	28 Mar 2025
 507/39 Kingsway Glen Waverley	2	Apartment	\$462,000	26 Mar 2025

Sold Properties~

Address	Bedrooms	Type	Price	Sold
 8 Glamis Ct Glen Waverley	4	House	\$1,500,000	25 Mar 2025
 6 Gynea Ct Glen Waverley	4	House	\$1,700,000	25 Mar 2025
 6 Wyatt Ct Glen Waverley	4	House	\$1,550,000	22 Mar 2025
 24 Lennox Av Glen Waverley	5	House	\$1,635,888	22 Mar 2025
 275 Gallaghers Rd Glen Waverley	4	House	\$1,700,000	21 Mar 2025
 39 Kennedy St Glen Waverley 727m	3	House	\$2,230,000	19 Mar 2025
 7/2-4 Blair Rd Glen Waverley	2	Apartment	\$553,000	18 Mar 2025
 55 Capital Av Glen Waverley	4	House	\$1,630,000	15 Mar 2025
 28 Kincumber Dr Glen Waverley 892m	3	House	\$1,823,000	15 Mar 2025
 35 Paxton Dr Glen Waverley	5	House	\$1,945,000	15 Mar 2025
 42 Canova Dr Glen Waverley	4	House	\$2,060,000	15 Mar 2025
 3 Ravenswood Ct Glen Waverley	4	House	\$1,551,000	15 Mar 2025

Sold Properties~

Address	Bedrooms	Type	Price	Sold
 3/3 Wolseley Av Glen Waverley	2	House	\$930,000	15 Mar 2025
 1/24 Rob Roy St Glen Waverley	3	Unit	\$1,241,000	15 Mar 2025
 22 The Boulevard Glen Waverley	4	House	\$1,467,000	15 Mar 2025
 77 Orchard St Glen Waverley	5	House	\$3,600,000	14 Mar 2025
 8 Henderson Ct Glen Waverley	4	House	\$2,030,000	13 Mar 2025
 4 Groom Ct Glen Waverley	5	House	\$2,010,000	10 Mar 2025
 9 Pippin Av Glen Waverley	5	House	\$1,835,000	08 Mar 2025
 2/11 Fairhills Pde Glen Waverley	4	Townhouse	\$1,370,000	08 Mar 2025
 1/19 Myrtle St Glen Waverley	3	Unit	\$1,430,000	08 Mar 2025
 72 Wilson Rd GLEN WAVERLEY	4	House	\$1,810,000	08 Mar 2025
 18 Capital Av Glen Waverley	3	House	\$1,712,000	08 Mar 2025
 8 Creswick St Glen Waverley	1	House	\$1,658,000	08 Mar 2025



jelliscraig.com.au

Data is current as of PDF generation date 01/04/2025

* Updated Quarterly for the past 12 months

^ Updated daily for the past quarter

~ Updated daily: 33 recent results.

This publication contains data, analytics, statistics and other information supplied by PROPERTYDATAONLINE PTY LTD (PropertyData). The data provided in this publication is of a general nature and should not be construed as specific advice or relied upon in lieu of appropriate professional advice.

PropertyData relies upon data supplied by third parties and while the data is checked and reviewed, PropertyData does not warrant the accuracy or completeness of the information to the full extent permitted by the law and excludes all loss or damage howsoever arising (including through negligence) in connection with the data supplied by PropertyData. The State of Victoria owns the copyright in the Property Sales Data and reproduction of that data in any way without the consent of the State of Victoria will constitute a breach of the Copyright Act 1968 (cth). The State of Victoria does not warrant the accuracy or completeness of the Property Sales Data and any person using or relying upon such information does so on the basis that the State of Victoria accepts no responsibility or liability whatsoever for any errors, faults, defects or omissions in the information supplied.