

# *Suburb Report*

Know your neighbourhood.



# Property Prices

## Median House Price\*

Median

**\$827k**

Quarterly Price Change

**0.88% ↑**

## Median Unit Price\*

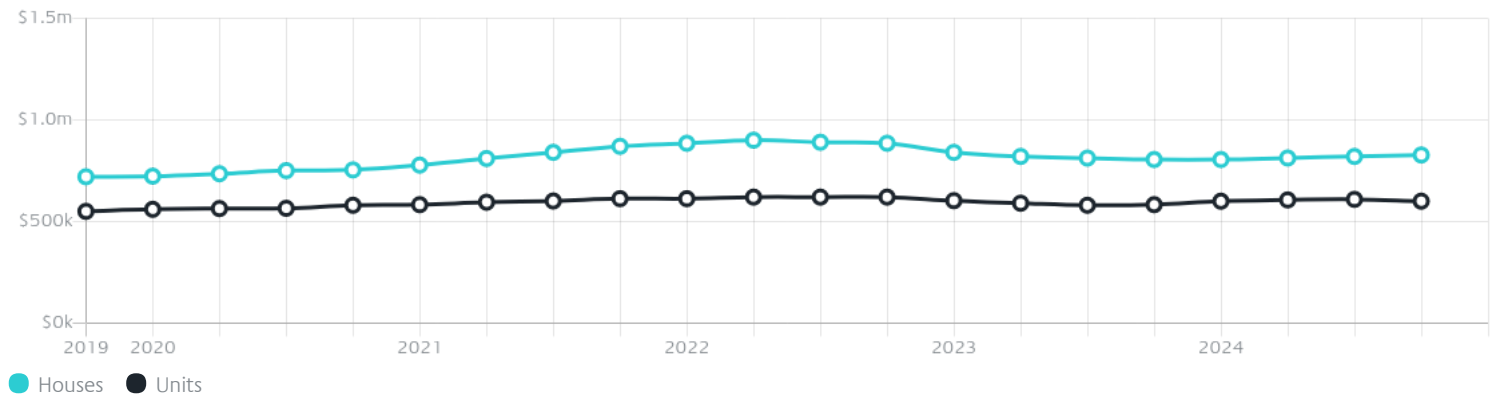
Median

**\$600k**

Quarterly Price Change

**-1.47% ↓**

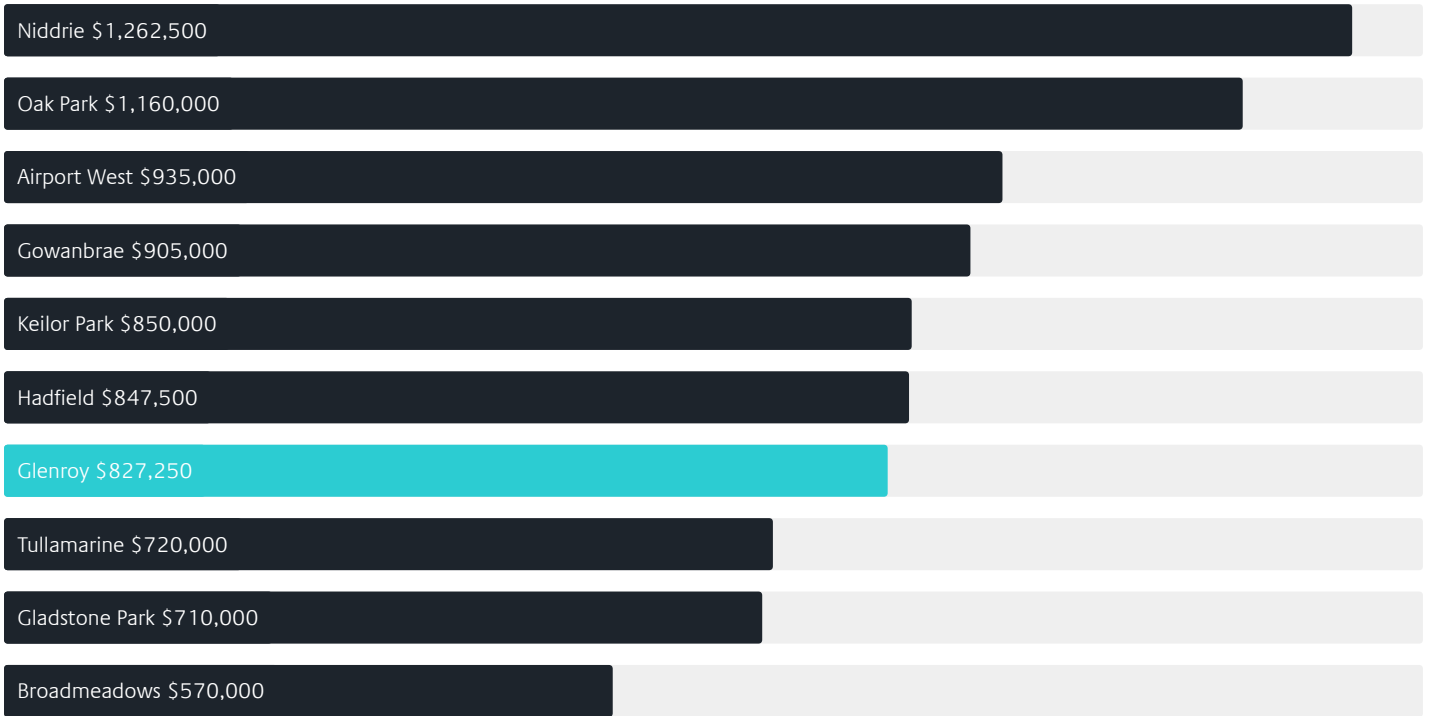
## Quarterly Price Change\*




# Surrounding Suburbs

---

## Median House Sale Price\*



## Median Unit Sale Price\*



# Sales Snapshot

## Sale Method<sup>\*</sup>



● Auction 44%  
● Private 56%

## Auction Clearance Rate<sup>\*</sup>

87.23%

## Median Days on Market<sup>^</sup>

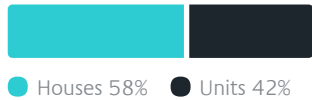
30 days

## Average Hold Period<sup>\*</sup>

5.3 years

# Insights

## Dwelling Type<sup>^</sup>



● Houses 58% ● Units 42%

## Ownership<sup>^</sup>



● Owned Outright 30% ● Mortgaged 36% ● Rented 34%

## Population<sup>^</sup>

23,792

## Median Asking Rent per week<sup>\*</sup>

\$550

## Population Growth<sup>^</sup>

6.95%

## Rental Yield<sup>\*</sup>

3.34%

## Median Age<sup>^</sup>













34 years

## Median Household Size<sup>^</sup>













2.6 people

# Sold Properties~













Discover a snapshot of the most recent results for this suburb, to view the full 12 months of sales history, please go to [jellisraig.com.au/suburbinsights](http://jellisraig.com.au/suburbinsights)

Address	Bedrooms	Type	Price	Sold
 2/117 Hilton St Glenroy	3	Townhouse	\$625,000	02 Jun 2025
 1 Harold St Glenroy	3	Townhouse	\$810,000	29 Mar 2025
 66 Loongana Av Glenroy	3	House	\$935,000	29 Mar 2025
 1/31 Stanley St Glenroy	2	House	\$612,000	29 Mar 2025
 2/10 Pengana Av Glenroy	3	Townhouse	\$778,000	28 Mar 2025
 4a Kiama St Glenroy	4	Townhouse	\$783,500	28 Mar 2025
 139 Loongana Av Glenroy	4	House	\$1,100,000	28 Mar 2025
 1/34 Harold St Glenroy	3	Townhouse	\$697,000	27 Mar 2025
 3/70 Glenroy Rd Glenroy	3	House	\$720,000	27 Mar 2025
 2/30 Churchill St Glenroy	2	Townhouse	\$635,000	26 Mar 2025
 3/7 Clovelly Av Glenroy	2	Townhouse	\$548,200	25 Mar 2025
 11 Delhi St Glenroy	3	House	\$790,000	22 Mar 2025

# Sold Properties~

Address	Bedrooms	Type	Price	Sold
 2/111 View St Glenroy	3	House	\$601,000	21 Mar 2025
 116 Daley St Glenroy	3	House	\$700,000	20 Mar 2025
 33 Valley Cr Glenroy	4	House	\$900,000	20 Mar 2025
 2 Anselm Gr Glenroy	3	House	\$835,000	19 Mar 2025
 39 Fran St Glenroy	4	House	\$990,000	15 Mar 2025
 19 William St Glenroy	3	House	\$818,250	15 Mar 2025
 2/22 Sadie St Glenroy	2	Unit	\$564,000	15 Mar 2025
 6 Connell St Glenroy	3	House	\$885,000	15 Mar 2025
 1/66 Pecham St Glenroy	3	Townhouse	\$735,000	14 Mar 2025
 25 Glenroy Rd Glenroy	4	Townhouse	\$840,000	14 Mar 2025
 26a Hartington St Glenroy	2	Townhouse	\$638,000	14 Mar 2025
 9 George St Glenroy	3	House	\$940,000	14 Mar 2025

# Sold Properties~

Address	Bedrooms	Type	Price	Sold
 62a Leonard Av Glenroy	4	House	\$935,000	13 Mar 2025
 1 Mckerchar St Glenroy	3	House	\$665,000	07 Mar 2025
 61 Chapman Av Glenroy	3	House	\$1,060,000	07 Mar 2025
 1/2 Truscott St Glenroy	3	House	\$660,000	07 Mar 2025
 5 Illawarra St Glenroy	4	House	\$935,000	05 Mar 2025
 1/10 Isla Av Glenroy	3	Unit	\$450,000	05 Mar 2025
 4/43 Pengana Av Glenroy	2	Unit	\$490,500	04 Mar 2025
 69a Maude Av Glenroy	3	Villa	\$620,000	01 Mar 2025
 34 Isla Av Glenroy	4	House	\$1,060,000	01 Mar 2025
 20 Granville St Glenroy	2	House	\$790,000	01 Mar 2025
 3/18 Hartington St Glenroy	2	Unit	\$433,000	28 Feb 2025
 1/15 Ogden St Glenroy	2	Townhouse	\$533,000	27 Feb 2025



Pascoe Vale Office  
84 Cumberland Road, Pascoe Vale  
03 9989 9575

[jelliscraig.com.au](http://jelliscraig.com.au)

Data is current as of PDF generation date 01/04/2025

\* Updated Quarterly for the past 12 months

^ Updated daily for the past quarter

~ Updated daily: 33 recent results.

This publication contains data, analytics, statistics and other information supplied by PROPERTYDATAONLINE PTY LTD (PropertyData). The data provided in this publication is of a general nature and should not be construed as specific advice or relied upon in lieu of appropriate professional advice.

PropertyData relies upon data supplied by third parties and while the data is checked and reviewed, PropertyData does not warrant the accuracy or completeness of the information to the full extent permitted by the law and excludes all loss or damage howsoever arising (including through negligence) in connection with the data supplied by PropertyData. The State of Victoria owns the copyright in the Property Sales Data and reproduction of that data in any way without the consent of the State of Victoria will constitute a breach of the Copyright Act 1968 (cth). The State of Victoria does not warrant the accuracy or completeness of the Property Sales Data and any person using or relying upon such information does so on the basis that the State of Victoria accepts no responsibility or liability whatsoever for any errors, faults, defects or omissions in the information supplied.