

Suburb **INSIGHTS**

3215
HAMLYN HEIGHTS



Data that shapes your suburb.

**Jellis
Craig**

Property Prices

Median House Price*

Median

\$720k

Quarterly Price Change

-4.76% ↓

Median Unit Price*

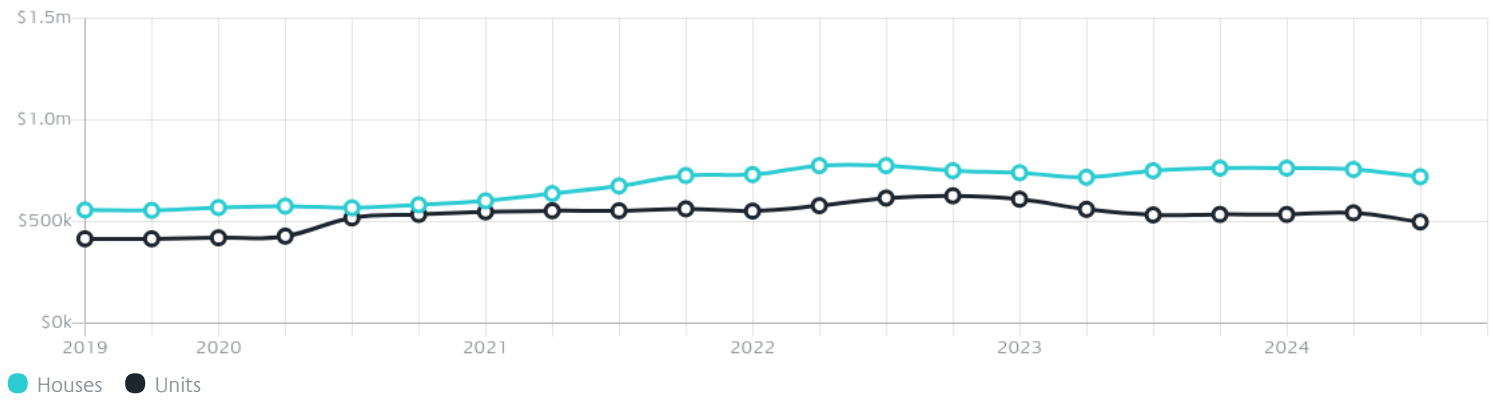
Median

\$498k

Quarterly Price Change

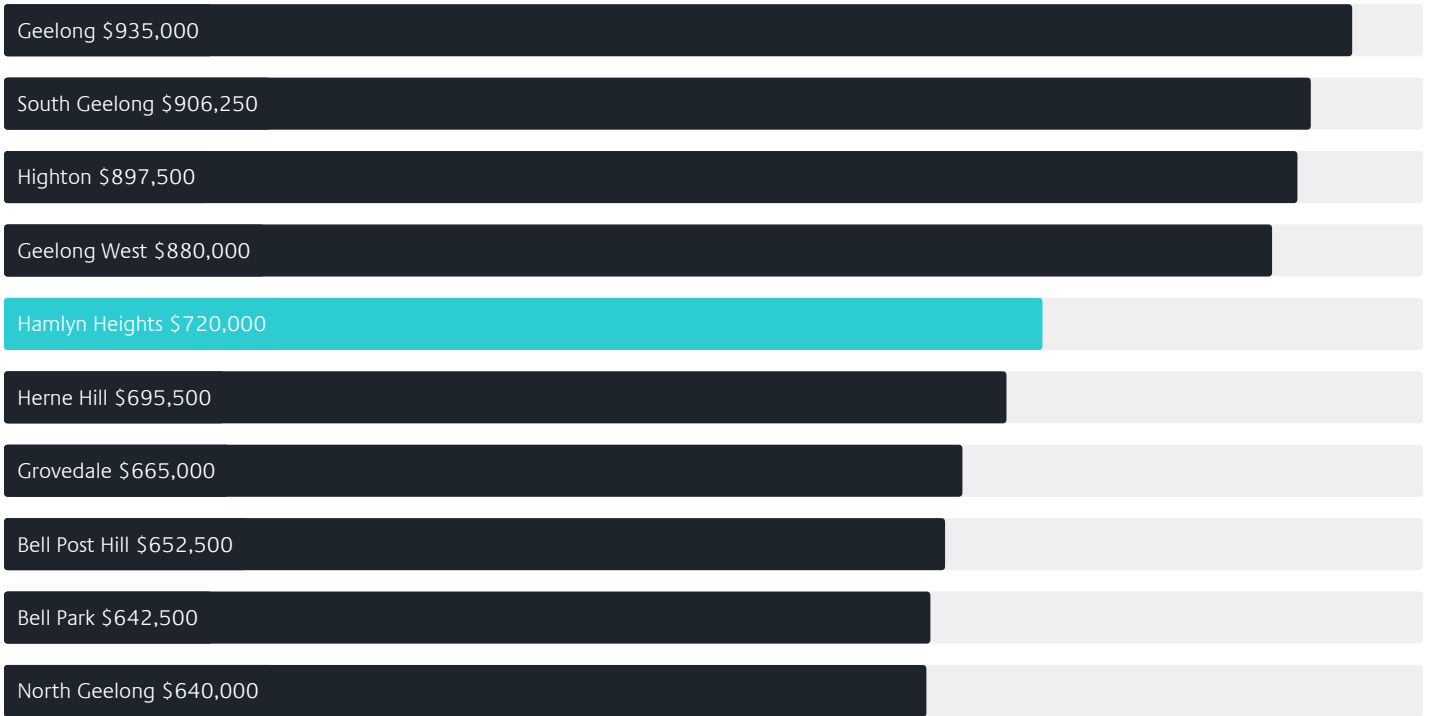
-8.13% ↓

Quarterly Price Change*




Surrounding Suburbs

Median House Sale Price*



Median Unit Sale Price*



Sales Snapshot

Sale Method^{*}



● Auction 8%
● Private 92%

Auction Clearance Rate^{*}

100%

Median Days on Market[^]

16 days

Average Hold Period^{*}

7.2 years

Insights

Dwelling Type[^]



● Houses 84% ● Units 16%

Ownership[^]



● Owned Outright 37% ● Mortgaged 36% ● Rented 26%

Population[^]

6,518

Median Asking Rent per week^{*}

\$480

Median Age[^]

38 years

Rental Yield^{*}













3.48%

Median Household Size[^]













2.3 people

Sold Properties~













Discover a snapshot of the most recent results for this suburb, to view the full 12 months of sales history, please go to jellisraig.com.au/suburbinsights

Address	Bedrooms	Type	Price	Sold
 10 Nalangil Av Hamlyn Heights	3	House	\$774,000	27 Nov 2024
 3 Beulah St Hamlyn Heights	3	House	\$692,500	21 Nov 2024
 56 Vines Rd Hamlyn Heights	2	Townhouse	\$497,000	13 Nov 2024
 1/15 Griffen St Hamlyn Heights	2	Unit	\$455,000	11 Nov 2024
 15 Montgomery Av Hamlyn Heights	6	House	\$865,000	09 Nov 2024
 15 Royal Cr Hamlyn Heights	3	House	\$1,000,000	03 Nov 2024
 24 Waymouth St Hamlyn Heights	4	House	\$860,000	02 Nov 2024
 31 Heather St Hamlyn Heights	3	House	\$735,000	01 Nov 2024
 27 Willana Av Hamlyn Heights	2	House	\$615,000	21 Oct 2024
 11 Langibanool Av Hamlyn Heights	3	House	\$808,000	21 Oct 2024
 32 Sycamore St Hamlyn Heights	2	House	\$580,000	19 Oct 2024
 2/2 Fassifern Ct Hamlyn Heights	1	Flat/Unit/Apartment	\$290,000	25 Sep 2024

Sold Properties~

Address	Bedrooms	Type	Price	Sold
 63 Lily St Hamlyn Heights	2	House	\$450,000	23 Sep 2024
 28 Marlo St Hamlyn Heights	3	House	\$525,000	14 Sep 2024
 15 Stoddart St Hamlyn Heights	4	House	\$1,085,000	13 Sep 2024
 9 Highview Pde Hamlyn Heights	3	House	\$635,000	13 Sep 2024
 3 Little Av Hamlyn Heights	3	House	\$942,000	11 Sep 2024
 15 Kalimna St Hamlyn Heights	2	House	\$440,000	07 Sep 2024
 2/25 Waiora Av Hamlyn Heights	2	Flat/Unit/Apartment	\$630,000	06 Sep 2024
 10 Waymouth St Hamlyn Heights	2	House	\$620,000	05 Sep 2024
 23 Sladen St Hamlyn Heights	3	House	\$530,000	30 Aug 2024
 13 Mossgiel Ct Hamlyn Heights	4	House	\$915,000	30 Aug 2024
 7 Vines Rd Hamlyn Heights	3	House	\$687,000	23 Aug 2024
 1 Fairlie St Hamlyn Heights	3	House	\$640,000	22 Aug 2024

Sold Properties~

Address	Bedrooms	Type	Price	Sold
 8 Kendall Cl Hamlyn Heights	3	House	\$620,000	22 Aug 2024
 24a Bayview Pde Hamlyn Heights	5	House	\$1,005,000	20 Aug 2024
 3/34 Weeroona Av Hamlyn Heights	2	Flat/Unit/Apartment	\$465,000	18 Aug 2024
 11 Little Av Hamlyn Heights	3	House	\$595,000	16 Aug 2024
 17 Robb Av Hamlyn Heights	3	House	\$610,000	15 Aug 2024
 3/2 Fassifern Ct Hamlyn Heights	2	Flat/Unit/Apartment	\$380,500	14 Aug 2024
 43 Drysdale Av Hamlyn Heights	3	House	\$745,000	10 Aug 2024
 32 Ballarat Rd Hamlyn Heights	3	House	\$710,000	09 Aug 2024
 14 Quamby Av Hamlyn Heights	2	House	\$490,000	09 Aug 2024
 40 Kalimna St Hamlyn Heights	3	House	\$630,000	29 Jul 2024
 26 Hamlyn Av Hamlyn Heights	3	House	\$660,000	27 Jul 2024
 22 Kalimna St Hamlyn Heights	3	House	\$620,000	27 Jul 2024

Jellis Craig

Geelong Office
205 Pakington Street, Geelong West
(03) 5222 7772

jelliscraig.com.au

Data is current as of PDF generation date 01/12/2024

* Updated Quarterly for the past 12 months

^ Updated daily for the past quarter

~ Updated daily: 33 recent results.

This publication contains data, analytics, statistics and other information supplied by PROPERTYDATAONLINE PTY LTD (PropertyData). The data provided in this publication is of a general nature and should not be construed as specific advice or relied upon in lieu of appropriate professional advice.

PropertyData relies upon data supplied by third parties and while the data is checked and reviewed, PropertyData does not warrant the accuracy or completeness of the information to the full extent permitted by the law and excludes all loss or damage howsoever arising (including through negligence) in connection with the data supplied by PropertyData. The State of Victoria owns the copyright in the Property Sales Data and reproduction of that data in any way without the consent of the State of Victoria will constitute a breach of the Copyright Act 1968 (cth). The State of Victoria does not warrant the accuracy or completeness of the Property Sales Data and any person using or relying upon such information does so on the basis that the State of Victoria accepts no responsibility or liability whatsoever for any errors, faults, defects or omissions in the information supplied.