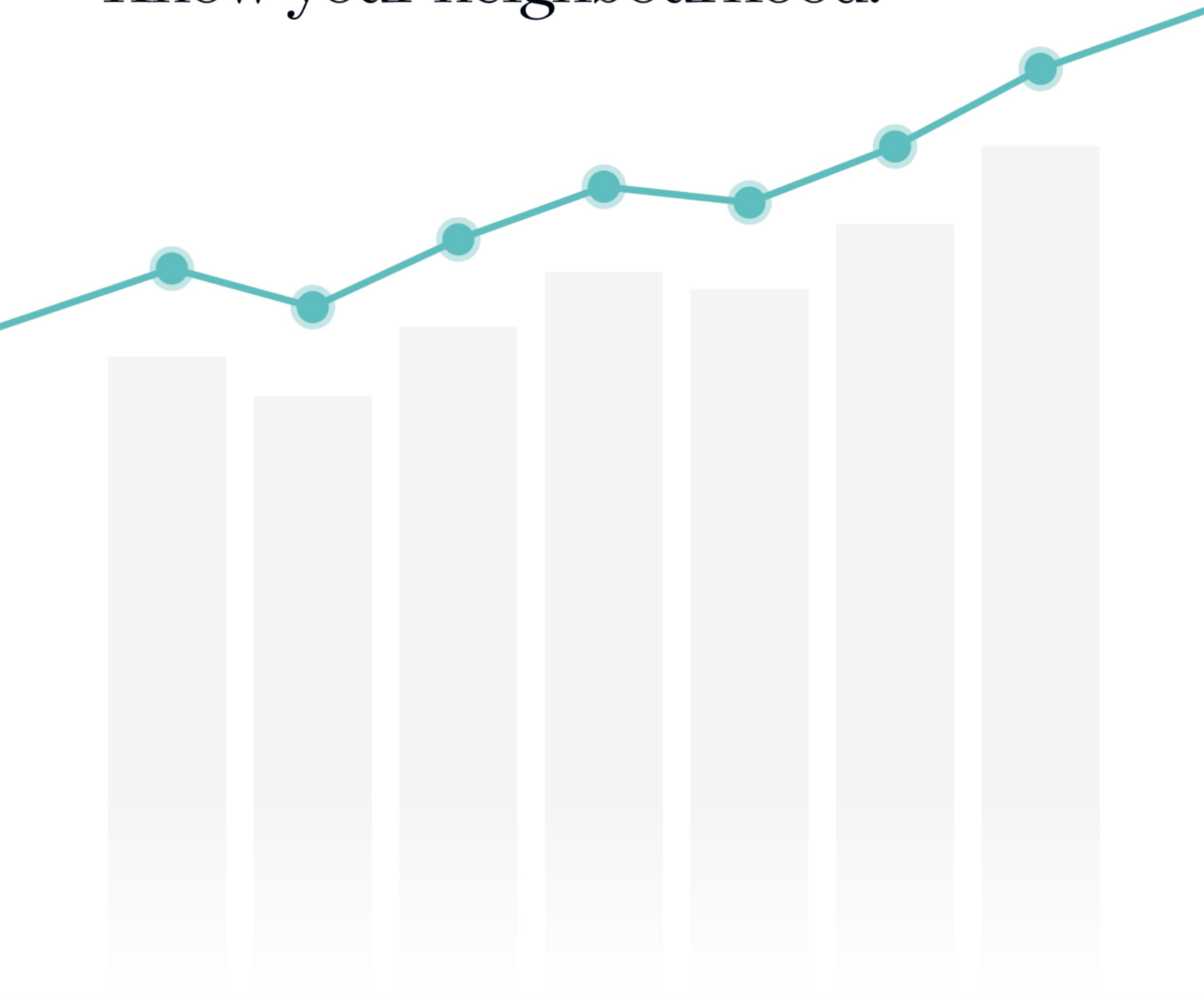


Suburb Report

Know your neighbourhood.



Property Prices

Median House Price*

Median

\$1.40m

Quarterly Price Change

-2.26% ↓

Median Unit Price*


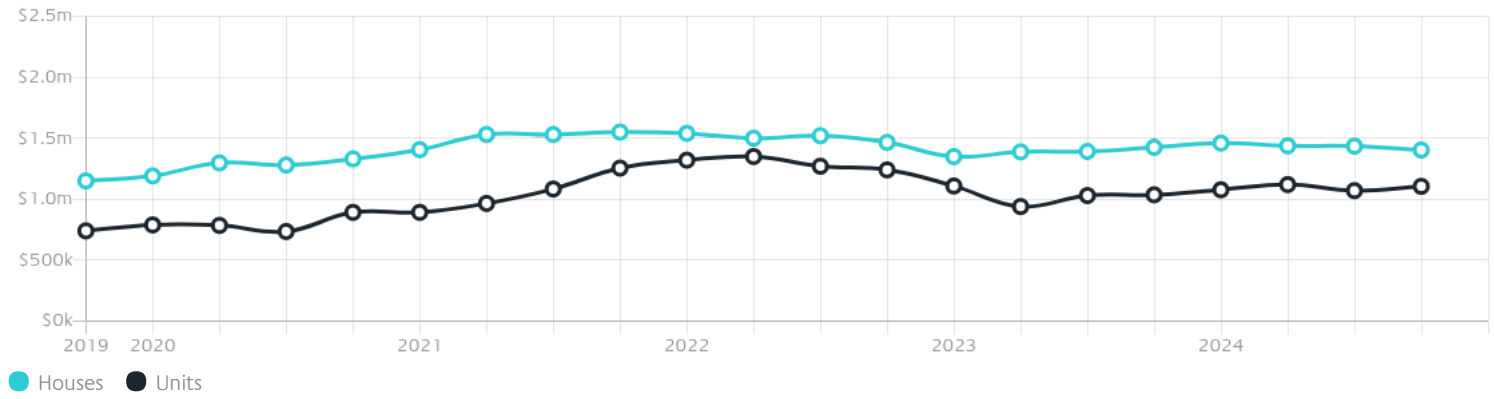
Median

\$1.11m

Quarterly Price Change

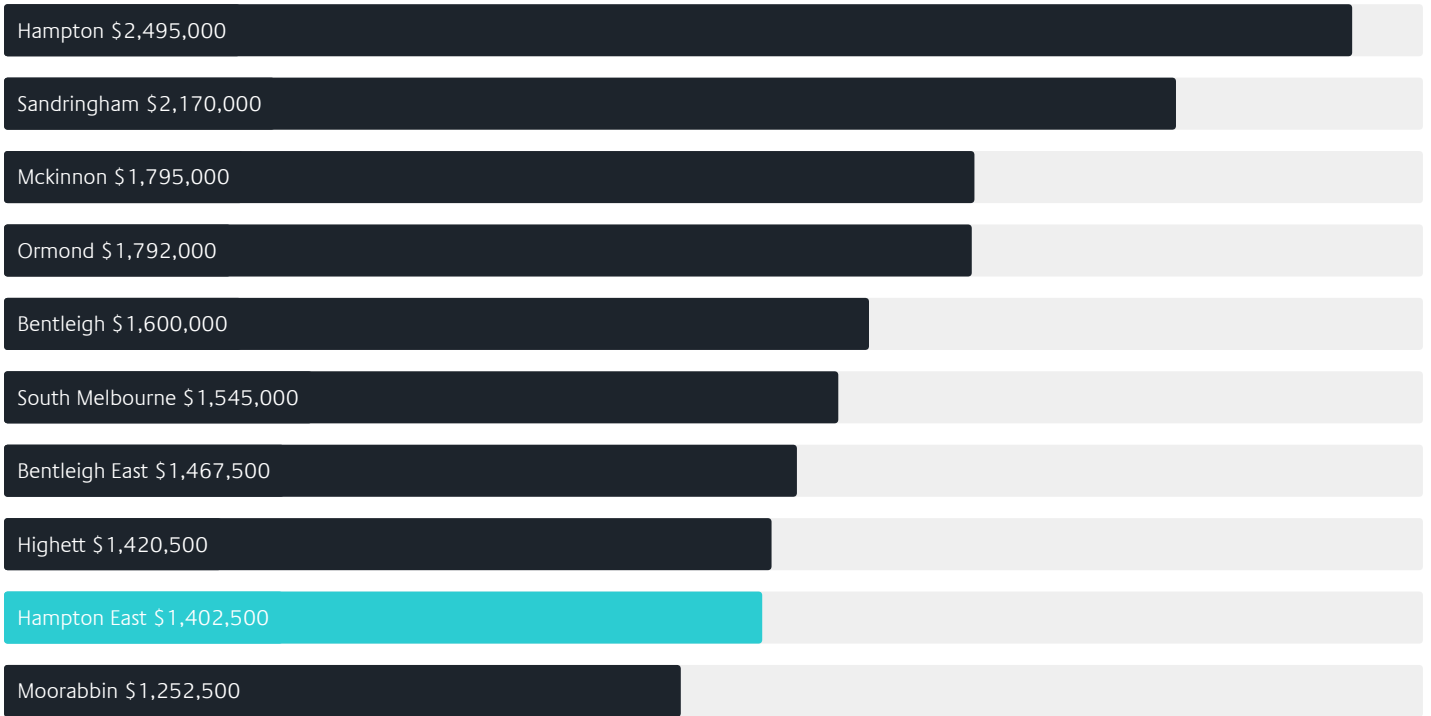
3.27% ↑

Quarterly Price Change*

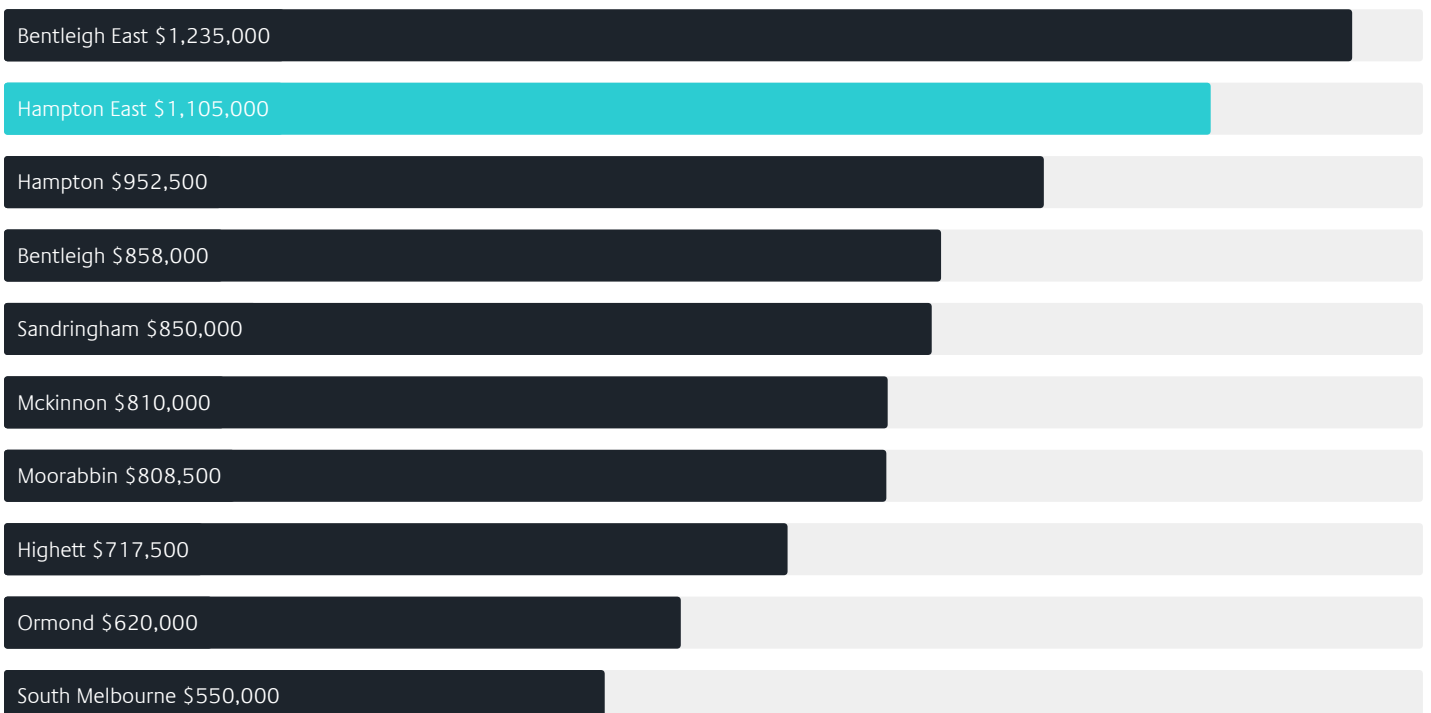


Surrounding Suburbs

Median House Sale Price*



Median Unit Sale Price*



Sales Snapshot

Sale Method*



● Auction 100%

Auction Clearance Rate*

58.82%

Median Days on Market^

29 days

Average Hold Period*

6.3 years

Insights

Dwelling Type^



● Houses 57% ● Units 43%

Ownership^



● Owned Outright 30% ● Mortgaged 37% ● Rented 33%

Population^

5,069

Median Asking Rent per week*

\$800

Population Growth^

8.10%

Rental Yield*

2.87%

Median Age^













40 years

Median Household Size^













2.4 people

Sold Properties~













Discover a snapshot of the most recent results for this suburb, to view the full 12 months of sales history, please go to jellisraig.com.au/suburbinsights

Address	Bedrooms	Type	Price	Sold
 2/16 Evans Av Hampton East	3	Townhouse	\$1,315,000	22 Mar 2025
 20a Wickham Rd Hampton East	3	House	\$1,050,000	20 Mar 2025
 208/336 South Rd Hampton East	1	Apartment	\$450,000	19 Mar 2025
 25 Lonsdale Av Hampton East	3	Townhouse	\$1,566,000	15 Mar 2025
 4/111 Spring Rd Hampton East	2	Unit	\$861,000	15 Mar 2025
 3 Little Av Hampton East	2	House	\$1,315,000	22 Feb 2025
 3 Nepean Av Hampton East	3	House	\$1,450,000	13 Feb 2025
 10a Kinross St Hampton East	3	Townhouse	\$1,151,000	29 Jan 2025
 2/2 Kinross St Hampton East	3	Unit	\$1,100,000	11 Jan 2025
 3/1 King St HAMPTON EAST	2	Unit	\$595,000	20 Dec 2024
 3 Acheron Ct Hampton East	4	House	\$1,160,000	07 Dec 2024
 18 Highbury Av Hampton East	4	House	\$1,605,000	30 Nov 2024

Sold Properties~

Address	Bedrooms	Type	Price	Sold
 6/17 Keiller St Hampton East	2	Apartment	\$640,000	22 Nov 2024
 2 Parkview Cr Hampton East	2	House	\$1,095,000	16 Nov 2024
 25 Nepean Av Hampton East	3	House	\$1,230,000	16 Nov 2024
 7 Howitt Av Hampton East	4	House	\$1,750,000	15 Nov 2024
 5b Apex Av Hampton East	4	Townhouse	\$1,895,000	15 Nov 2024
 6 King St Hampton East	4	House	\$1,907,500	11 Nov 2024
 48 Keith St Hampton East	3	Townhouse	\$1,170,000	02 Nov 2024
 120 Wickham Rd Hampton East	4	House	\$1,725,500	26 Oct 2024
 3/2 King St Hampton East	3	Townhouse	\$1,286,500	26 Oct 2024
 29 Kinross St Hampton East	4	House	\$1,805,000	25 Oct 2024
 21 Besant St Hampton East	4	Townhouse	\$1,572,000	23 Oct 2024
 1/2 Flowerdale Rd Hampton East	3	Unit	\$1,050,000	23 Oct 2024

Sold Properties~

Address	Bedrooms	Type	Price	Sold
 28 Lonsdale Av HAMPTON EAST	2	House	\$1,026,000	23 Oct 2024
 1 Lonsdale Av Hampton East	2	House	\$1,100,000	21 Oct 2024
 5 Kelly Av Hampton East	3	House	\$1,651,000	19 Oct 2024
 8a Short St Hampton East	2	Townhouse	\$965,000	17 Oct 2024
 1/11 Highbury Av Hampton East	3	House	\$1,400,000	17 Oct 2024
 2/5 Eldon Ct Hampton East	2	Strata Unit/Flat	\$1,212,500	15 Oct 2024
 4 Keiller St Hampton East	5	House	\$1,415,000	12 Oct 2024
 26 Widdop Cr Hampton East	3	House	\$1,180,000	12 Oct 2024
 23 Evans Av Hampton East	3	House	\$1,200,000	10 Oct 2024
 1/105A Wickham Rd Hampton East	4	Townhouse	\$1,325,000	02 Oct 2024
 3/134 Wickham Rd Hampton East	2	Unit	\$720,000	23 Sep 2024
 10 Daff Av Hampton East	4	House	\$1,910,000	17 Sep 2024



Brighton Office
Level 1, 181 Bay Street, Brighton
03 9194 1200

jelliscraig.com.au

Data is current as of PDF generation date 01/04/2025

* Updated Quarterly for the past 12 months

^ Updated daily for the past quarter

~ Updated daily: 33 recent results.

This publication contains data, analytics, statistics and other information supplied by PROPERTYDATAONLINE PTY LTD (PropertyData). The data provided in this publication is of a general nature and should not be construed as specific advice or relied upon in lieu of appropriate professional advice.

PropertyData relies upon data supplied by third parties and while the data is checked and reviewed, PropertyData does not warrant the accuracy or completeness of the information to the full extent permitted by the law and excludes all loss or damage howsoever arising (including through negligence) in connection with the data supplied by PropertyData. The State of Victoria owns the copyright in the Property Sales Data and reproduction of that data in any way without the consent of the State of Victoria will constitute a breach of the Copyright Act 1968 (cth). The State of Victoria does not warrant the accuracy or completeness of the Property Sales Data and any person using or relying upon such information does so on the basis that the State of Victoria accepts no responsibility or liability whatsoever for any errors, faults, defects or omissions in the information supplied.