

Suburb Report

Know your neighbourhood.



Property Prices

Median House Price*

Median

\$1.41m

Quarterly Price Change

0.17% ↑

Median Unit Price*


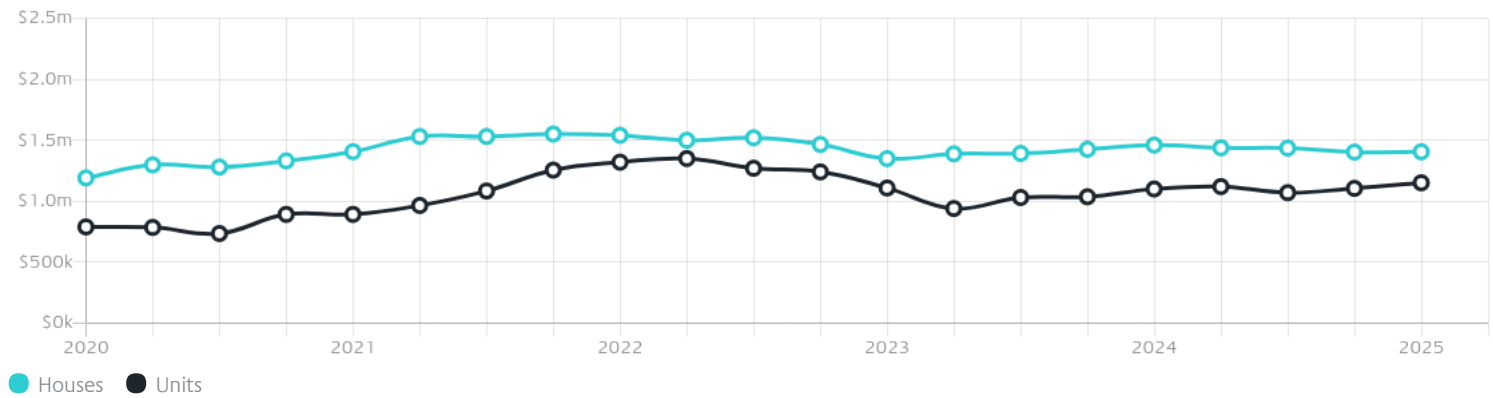
Median

\$1.15m

Quarterly Price Change

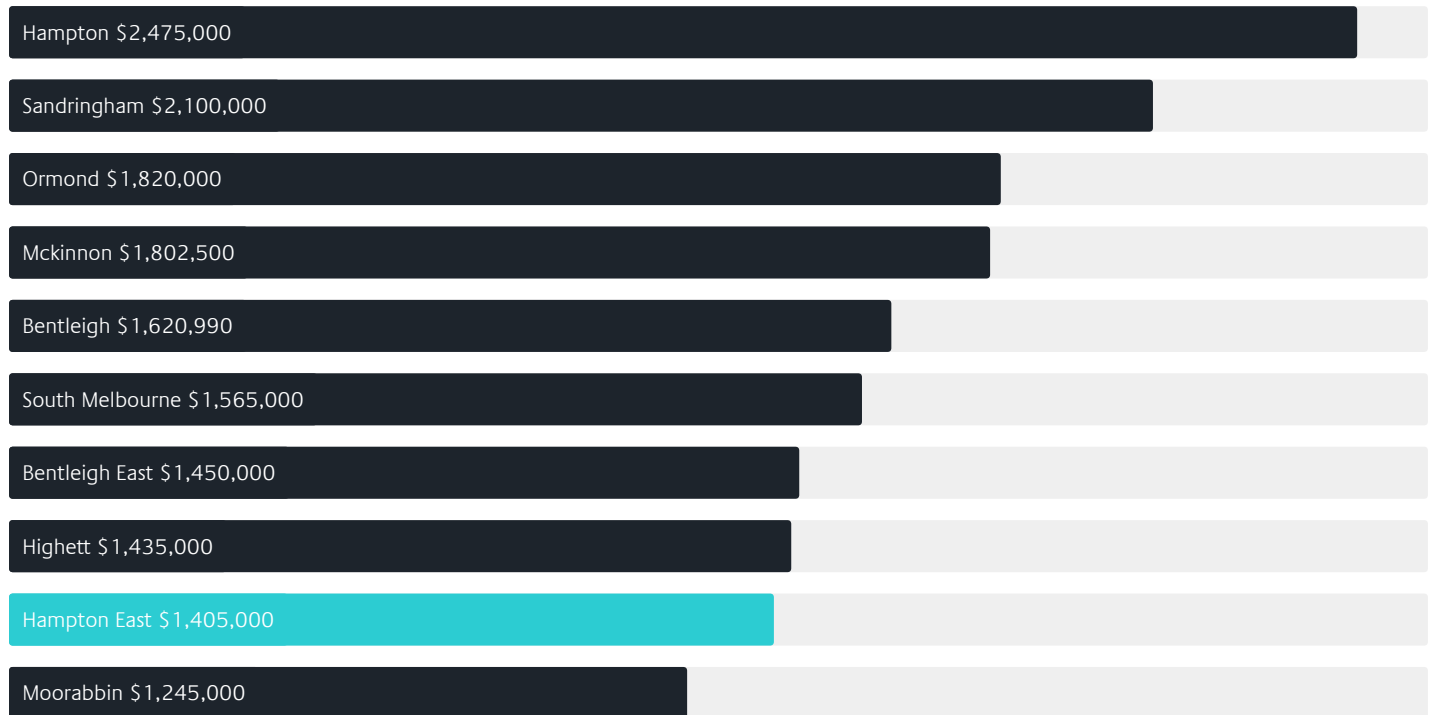
4.16% ↑

Quarterly Price Change*

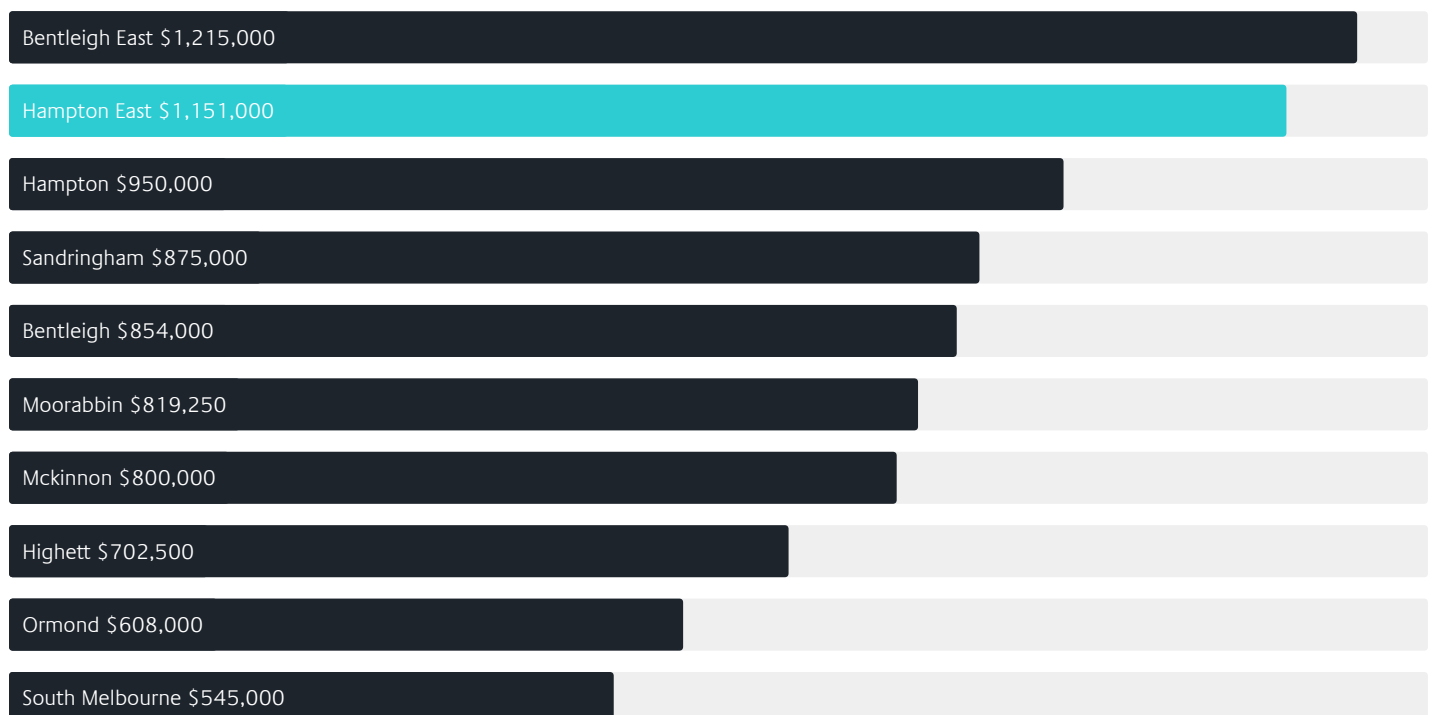


Surrounding Suburbs

Median House Sale Price*



Median Unit Sale Price*



Sales Snapshot

Sale Method^{*}



● Auction 61%
● Private 39%

Auction Clearance Rate^{*}

78.95%

Median Days on Market[^]

32 days

Average Hold Period^{*}

6.3 years

Insights

Dwelling Type[^]



● Houses 57% ● Units 43%

Ownership[^]



● Owned Outright 30% ● Mortgaged 37% ● Rented 33%

Population[^]

5,069

Median Asking Rent per week^{*}

\$875

Population Growth[^]

8.10%

Rental Yield^{*}

2.87%

Median Age[^]













40 years

Median Household Size[^]













2.4 people

Sold Properties~













Discover a snapshot of the most recent results for this suburb, to view the full 12 months of sales history, please go to jellisraig.com.au/suburbinsights

Address	Bedrooms	Type	Price	Sold
 5/13 Kelly Av Hampton East	2	Unit	\$700,000	19 Jun 2025
 7/134 Wickham Rd Hampton East	2	Unit	\$690,000	16 Jun 2025
 29 Apex Av Hampton East	5	House	\$2,100,000	31 May 2025
 2/25 Charming St Hampton East	2	Unit	\$738,000	31 May 2025
 23 Summit Av Hampton East	4	House	\$1,952,500	28 May 2025
 8B Warland Rd Hampton East	4	Townhouse	\$1,740,000	24 May 2025
 21a Lonsdale Av Hampton East	3	Townhouse	\$1,538,000	17 May 2025
 5 Parkview Cr Hampton East	3	House	\$1,470,000	10 May 2025
 17 Widdop Cr Hampton East	4	House	\$2,750,000	24 Apr 2025
 46 Keith St Hampton East	3	Townhouse	\$1,160,000	17 Apr 2025
 39 Apex Av Hampton East	4	House	\$1,515,000	15 Apr 2025
 54 Spring Rd Hampton East	3	House	\$1,570,000	12 Apr 2025

Sold Properties~

Address		Bedrooms	Type	Price	Sold
	7 Sybil St Hampton East	4	House	\$1,050,000	12 Apr 2025
	2 Short St Hampton East	4	House	\$520,000	07 Apr 2025
	9 Stonehaven Cr Hampton East	3	House	\$1,690,000	05 Apr 2025
	2/21 Leonard St Hampton East	3	Townhouse	\$1,448,000	01 Apr 2025
	1/15a Burt Cr Hampton East	2	Townhouse	\$975,000	31 Mar 2025
	41 Lonsdale Av Hampton East	3	House	\$1,459,000	28 Mar 2025
	14a Carrington St Hampton East	5	Townhouse	\$1,125,000	27 Mar 2025
	2/16 Evans Av Hampton East	3	Townhouse	\$1,315,000	22 Mar 2025
	15b Stonehaven Cr Hampton East	4	Townhouse	\$1,575,000	21 Mar 2025
	20a Wickham Rd Hampton East	3	House	\$1,050,000	20 Mar 2025
	208/336 South Rd Hampton East	1	Apartment	\$450,000	19 Mar 2025
	25 Lonsdale Av Hampton East	3	Townhouse	\$1,566,000	15 Mar 2025

Sold Properties~

Address	Bedrooms	Type	Price	Sold
 2 Seafoam St Hampton East	4	House	\$1,340,000	15 Mar 2025
 4/111 Spring Rd Hampton East	2	Unit	\$861,000	14 Mar 2025
 24 Daff Av Hampton East	4	House	\$1,695,000	05 Mar 2025
 3 Little Av Hampton East	2	House	\$1,315,000	22 Feb 2025
 4 Roydon St Hampton East	4	House	\$1,530,000	13 Feb 2025
 3 Nepean Av Hampton East	3	House	\$1,450,000	13 Feb 2025
 6b Nepean Av Hampton East	4	Townhouse	\$1,680,000	05 Feb 2025
 10a Kinross St Hampton East	3	Townhouse	\$1,151,000	29 Jan 2025
 2/2 Kinross St Hampton East	3	Unit	\$1,100,000	11 Jan 2025
 3/1 King St HAMPTON EAST	2	Unit	\$595,000	20 Dec 2024
 3 Acheron Ct Hampton East	4	House	\$1,160,000	07 Dec 2024
 18 Highbury Av Hampton East	4	House	\$1,605,000	30 Nov 2024



Brighton Office
Level 1, 181 Bay Street, Brighton
03 9194 1200

jelliscraig.com.au

Data is current as of PDF generation date 01/07/2025

* Updated Quarterly for the past 12 months

^ Updated daily for the past quarter

~ Updated daily: 33 recent results.

This publication contains data, analytics, statistics and other information supplied by PROPERTYDATAONLINE PTY LTD (PropertyData). The data provided in this publication is of a general nature and should not be construed as specific advice or relied upon in lieu of appropriate professional advice.

PropertyData relies upon data supplied by third parties and while the data is checked and reviewed, PropertyData does not warrant the accuracy or completeness of the information to the full extent permitted by the law and excludes all loss or damage howsoever arising (including through negligence) in connection with the data supplied by PropertyData. The State of Victoria owns the copyright in the Property Sales Data and reproduction of that data in any way without the consent of the State of Victoria will constitute a breach of the Copyright Act 1968 (cth). The State of Victoria does not warrant the accuracy or completeness of the Property Sales Data and any person using or relying upon such information does so on the basis that the State of Victoria accepts no responsibility or liability whatsoever for any errors, faults, defects or omissions in the information supplied.