

Suburb Report

Know your neighbourhood.



Property Prices

Median House Price*

Median

\$1.40m

Quarterly Price Change

-2.26% ↓

Median Unit Price*

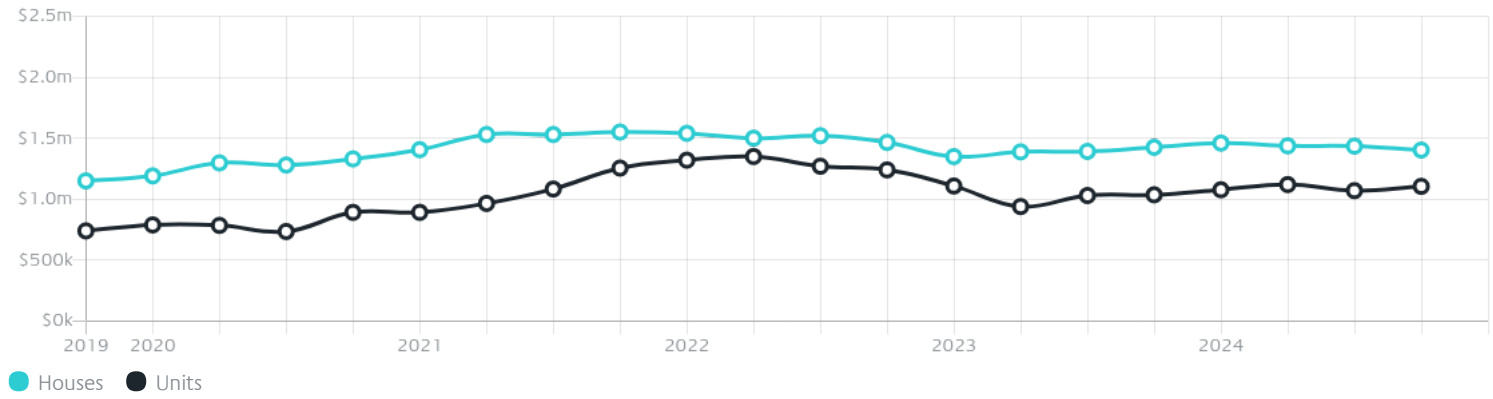
Median

\$1.11m

Quarterly Price Change

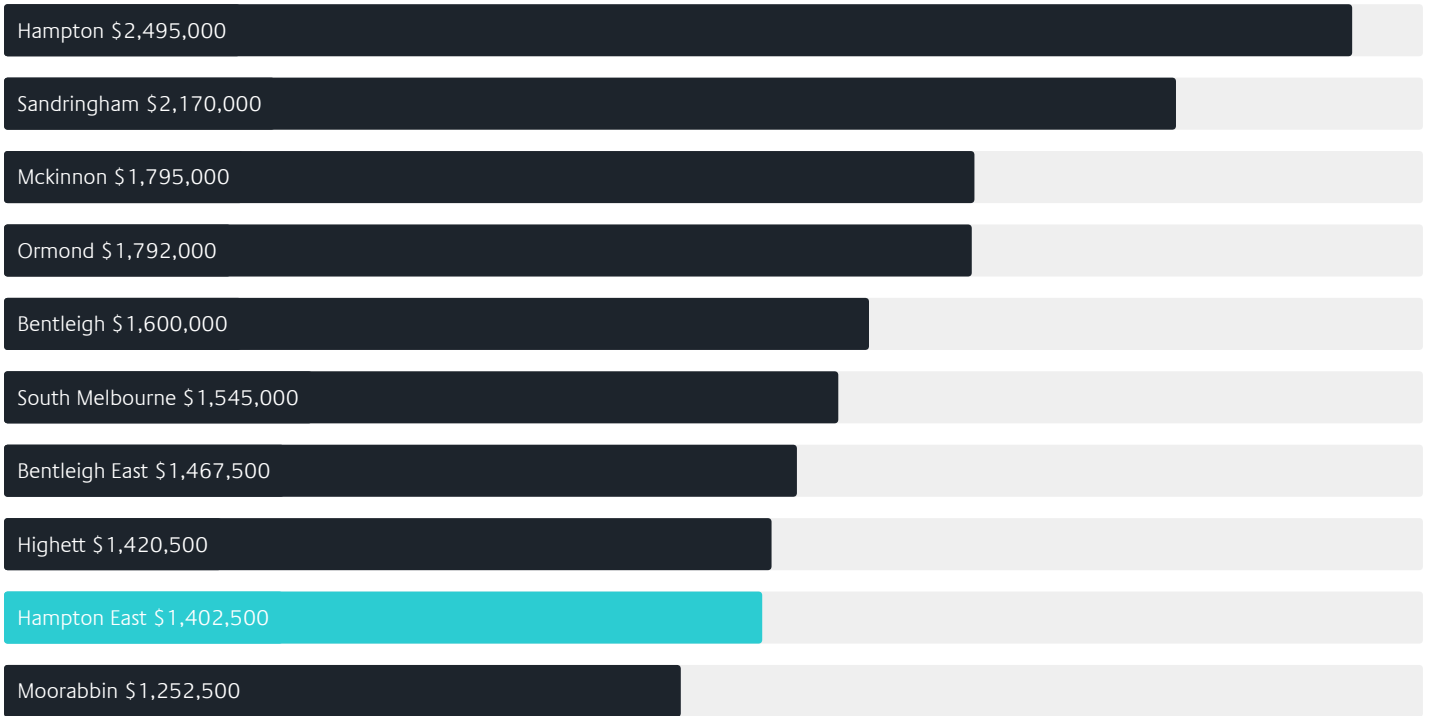
3.27% ↑

Quarterly Price Change*

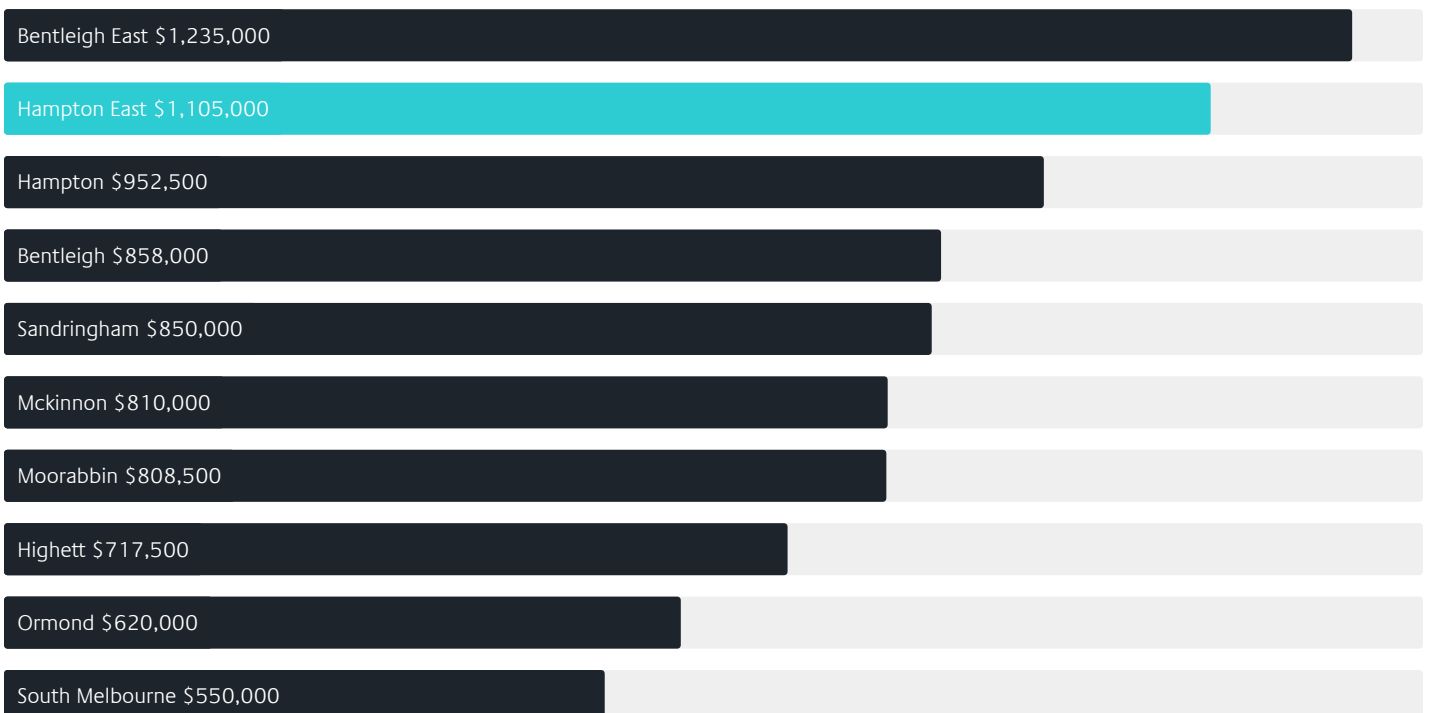


Surrounding Suburbs

Median House Sale Price*



Median Unit Sale Price*



Sales Snapshot

Sale Method^{*}



● Auction 67%
● Private 33%

Auction Clearance Rate^{*}

83.33%

Median Days on Market[^]

54 days

Average Hold Period^{*}

6.3 years

Insights

Dwelling Type[^]



● Houses 57% ● Units 43%

Ownership[^]



● Owned Outright 30% ● Mortgaged 37% ● Rented 33%

Population[^]

5,069

Median Asking Rent per week^{*}

\$800

Population Growth[^]

8.10%

Rental Yield^{*}

2.87%

Median Age[^]








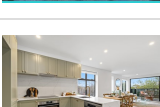
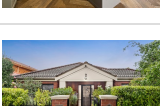


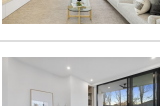
40 years

Median Household Size[^]













2.4 people

Sold Properties~













Discover a snapshot of the most recent results for this suburb, to view the full 12 months of sales history, please go to jellisraig.com.au/suburbinsights

| Address | Bedrooms | Type | Price | Sold |
|--|----------|-----------|-------------|-------------|
|  3 Little Av Hampton East | 2 | House | \$1,315,000 | 22 Feb 2025 |
|  3 Nepean Av Hampton East | 3 | House | \$1,450,000 | 13 Feb 2025 |
|  10a Kinross St Hampton East | 3 | Townhouse | \$1,151,000 | 29 Jan 2025 |
|  2/2 Kinross St Hampton East | 3 | Unit | \$1,100,000 | 11 Jan 2025 |
|  3/1 King St HAMPTON EAST | 2 | Unit | \$595,000 | 20 Dec 2024 |
|  3 Acheron Ct Hampton East | 4 | House | \$1,160,000 | 07 Dec 2024 |
|  18 Highbury Av Hampton East | 4 | House | \$1,605,000 | 30 Nov 2024 |
|  6/17 Keiller St Hampton East | 2 | Apartment | \$640,000 | 22 Nov 2024 |
|  2 Parkview Cr Hampton East | 2 | House | \$1,095,000 | 16 Nov 2024 |
|  25 Nepean Av Hampton East | 3 | House | \$1,230,000 | 16 Nov 2024 |
|  7 Howitt Av Hampton East | 4 | House | \$1,750,000 | 15 Nov 2024 |
|  5b Apex Av Hampton East | 4 | Townhouse | \$1,895,000 | 15 Nov 2024 |

Sold Properties~

| Address | Bedrooms | Type | Price | Sold |
|--|----------|-----------|-------------|-------------|
|  6 King St Hampton East | 4 | House | \$1,907,500 | 11 Nov 2024 |
|  48 Keith St Hampton East | 3 | Townhouse | \$1,170,000 | 02 Nov 2024 |
|  120 Wickham Rd Hampton East | 4 | House | \$1,725,500 | 26 Oct 2024 |
|  3/2 King St Hampton East | 3 | Townhouse | \$1,286,500 | 26 Oct 2024 |
|  29 Kinross St Hampton East | 4 | House | \$1,805,000 | 25 Oct 2024 |
|  21 Besant St Hampton East | 4 | Townhouse | \$1,572,000 | 23 Oct 2024 |
|  1/2 Flowerdale Rd Hampton East | 3 | Unit | \$1,050,000 | 23 Oct 2024 |
|  28 Lonsdale Av HAMPTON EAST | 2 | House | \$1,026,000 | 23 Oct 2024 |
|  1 Lonsdale Av Hampton East | 2 | House | \$1,100,000 | 21 Oct 2024 |
|  5 Kelly Av Hampton East | 3 | House | \$1,651,000 | 19 Oct 2024 |
|  8a Short St Hampton East | 2 | Townhouse | \$965,000 | 17 Oct 2024 |
|  1/11 Highbury Av Hampton East | 3 | House | \$1,400,000 | 17 Oct 2024 |

Sold Properties~

| Address | Bedrooms | Type | Price | Sold |
|---|----------|---------------------|-------------|-------------|
|  2/5 Eldon Ct Hampton East | 2 | Strata Unit/Flat | \$1,212,500 | 15 Oct 2024 |
|  4 Keiller St Hampton East | 5 | House | \$1,415,000 | 12 Oct 2024 |
|  26 Widdop Cr Hampton East | 3 | House | \$1,180,000 | 12 Oct 2024 |
|  23 Evans Av Hampton East | 3 | House | \$1,200,000 | 10 Oct 2024 |
|  1/105A Wickham Rd Hampton East | 4 | Townhouse | \$1,325,000 | 02 Oct 2024 |
|  3/134 Wickham Rd Hampton East | 2 | Unit | \$720,000 | 23 Sep 2024 |
|  10 Daff Av Hampton East | 4 | House | \$1,910,000 | 17 Sep 2024 |
|  21 Summit Av Hampton East | 3 | House | \$1,470,000 | 14 Sep 2024 |
|  21/21 Roydon St Hampton East | 2 | Flat/Unit/Apartment | \$455,000 | 12 Sep 2024 |
|  95a Wickham Rd HAMPTON EAST | 4 | Townhouse | \$1,285,000 | 11 Sep 2024 |
|  41B Wickham Rd Hampton East | 4 | House | \$1,435,000 | 09 Sep 2024 |
|  35a Keith St Hampton East | 3 | House | \$1,122,000 | 07 Sep 2024 |

Jellis Craig

Brighton Office
Level 1, 181 Bay Street, Brighton
03 9194 1200

jelliscraig.com.au

Data is current as of PDF generation date 01/03/2025

* Updated Quarterly for the past 12 months

^ Updated daily for the past quarter

~ Updated daily: 33 recent results.

This publication contains data, analytics, statistics and other information supplied by PROPERTYDATAONLINE PTY LTD (PropertyData). The data provided in this publication is of a general nature and should not be construed as specific advice or relied upon in lieu of appropriate professional advice.

PropertyData relies upon data supplied by third parties and while the data is checked and reviewed, PropertyData does not warrant the accuracy or completeness of the information to the full extent permitted by the law and excludes all loss or damage howsoever arising (including through negligence) in connection with the data supplied by PropertyData. The State of Victoria owns the copyright in the Property Sales Data and reproduction of that data in any way without the consent of the State of Victoria will constitute a breach of the Copyright Act 1968 (cth). The State of Victoria does not warrant the accuracy or completeness of the Property Sales Data and any person using or relying upon such information does so on the basis that the State of Victoria accepts no responsibility or liability whatsoever for any errors, faults, defects or omissions in the information supplied.