

Suburb Report

Know your neighbourhood.



Property Prices

Median House Price*

Median

\$2.50m

Quarterly Price Change

0.18% ↑

Median Unit Price*

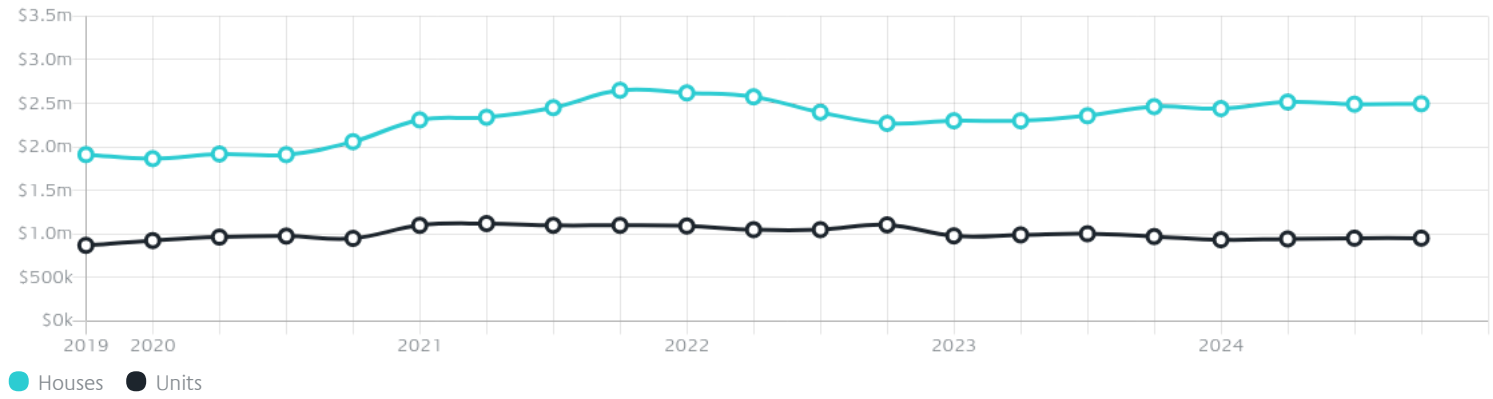
Median

\$953k

Quarterly Price Change

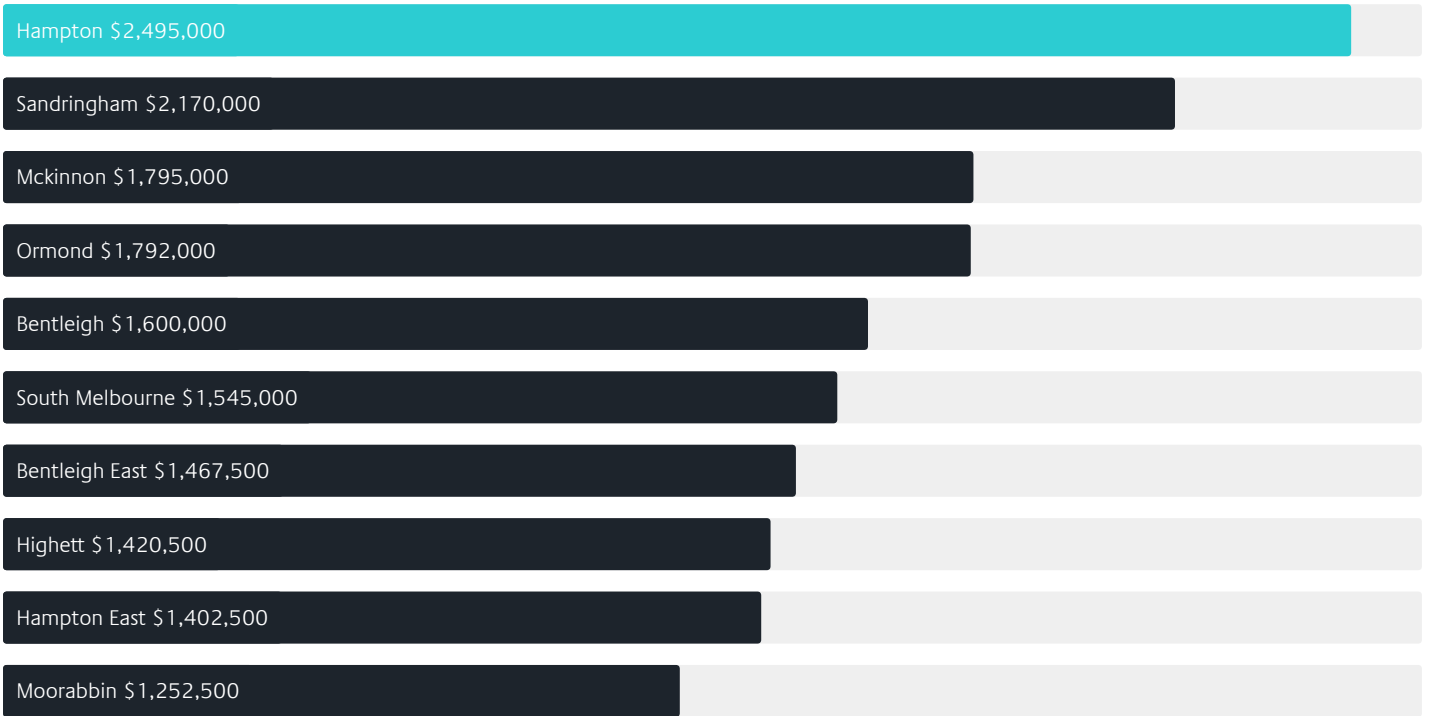
0.00% ↓

Quarterly Price Change*

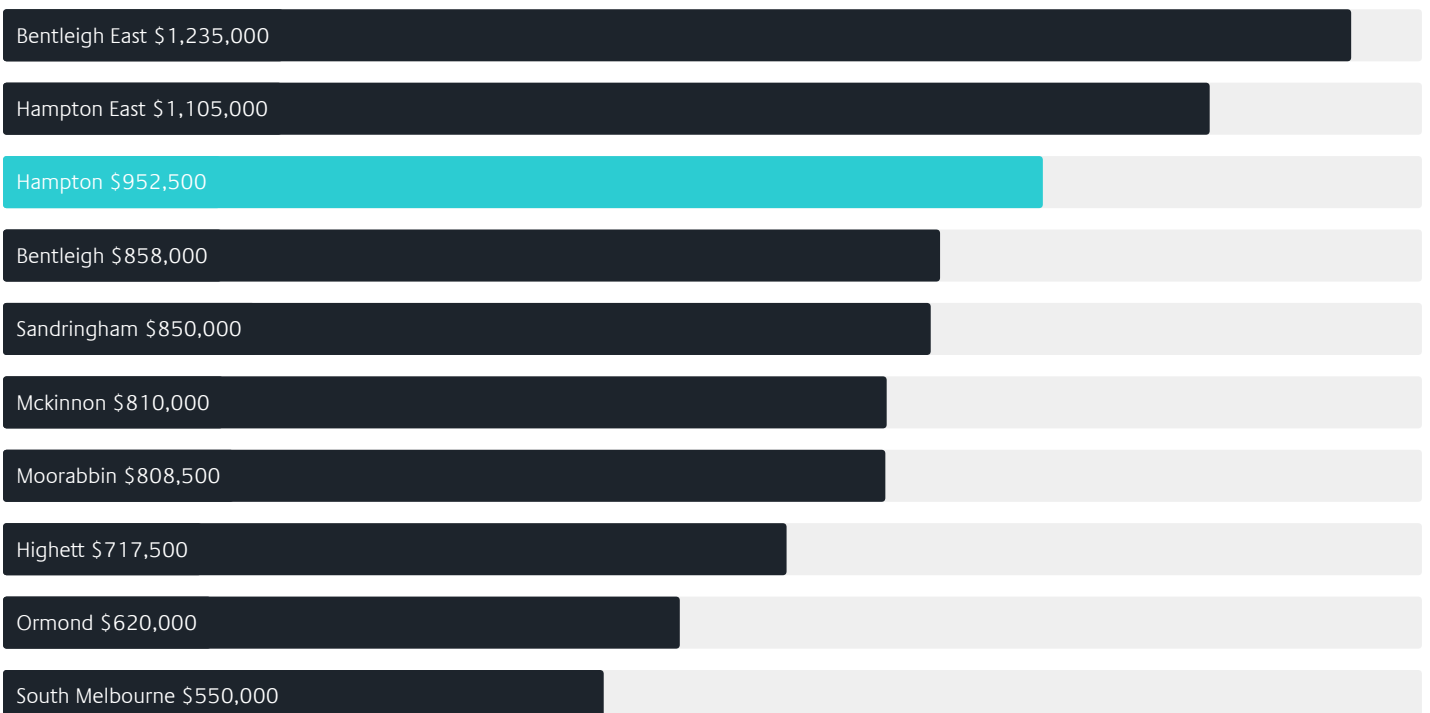


Surrounding Suburbs

Median House Sale Price*



Median Unit Sale Price*



Sales Snapshot

Sale Method^{*}



● Auction 54%
● Private 46%

Auction Clearance Rate^{*}

81.4%

Median Days on Market[^]

24 days

Average Hold Period^{*}

7.7 years

Insights

Dwelling Type[^]



● Houses 62% ● Units 38%

Ownership[^]



● Owned Outright 44% ● Mortgaged 36% ● Rented 20%

Population[^]

13,518

Median Asking Rent per week^{*}

\$1,140

Population Growth[^]

0.95%

Rental Yield^{*}

2.21%

Median Age[^]













45 years

Median Household Size[^]













2.6 people

Sold Properties~













Discover a snapshot of the most recent results for this suburb, to view the full 12 months of sales history, please go to jellisraig.com.au/suburbinsights

Address	Bedrooms	Type	Price	Sold
 138 Ludstone St Hampton	4	House	\$3,120,000	29 Mar 2025
 6 Hoyt St Hampton	4	House	\$2,470,000	29 Mar 2025
 34B David St Hampton	4	Townhouse	\$2,050,000	26 Mar 2025
 24 Orlando St Hampton	4	House	\$2,250,000	24 Mar 2025
 2/7 Deakin St.N Hampton	2	Unit	\$1,100,000	20 Mar 2025
 2/1 Gillies St Hampton	2	Unit	\$870,000	15 Mar 2025
 7/12 Grenville St Hampton	2	Unit	\$825,000	13 Mar 2025
 18/56 Beach Rd Hampton	2	Apartment	\$805,000	04 Mar 2025
 65 Thomas St Hampton	5	House	\$2,310,000	01 Mar 2025
 11 Rouen St Hampton	3	House	\$2,850,000	01 Mar 2025
 310/427 Hampton St Hampton	2	Apartment	\$650,000	28 Feb 2025
 28 Alicia St Hampton	4	House	\$3,375,000	24 Feb 2025

Sold Properties~

Address	Bedrooms	Type	Price	Sold
 1/8 Highett Rd Hampton	2	Unit	\$865,000	24 Feb 2025
 6/223 Thomas St Hampton	2	Unit	\$694,000	22 Feb 2025
 19 Valerian St Hampton	3	House	\$2,325,000	22 Feb 2025
 2/4 Walker Av Hampton	3	Townhouse	\$1,241,000	22 Feb 2025
 12a Smith St Hampton	4	House	\$2,355,000	20 Feb 2025
 304/33 Crisp St Hampton	2	Apartment	\$805,000	19 Feb 2025
 11 Teddington Rd Hampton	5	House	\$3,260,000	15 Feb 2025
 2/72 Holyrood St Hampton	2	Unit	\$781,000	13 Feb 2025
 410/2 Willis La Hampton	1	Apartment	\$375,000	12 Feb 2025
 108/43 Willis St Hampton	2	Apartment	\$810,000	11 Feb 2025
 6a Ocean St Hampton	3	Flat/Unit/Apartment	\$1,750,000	10 Feb 2025
 105/4 Littlewood St Hampton	2	Subdivided Flat - Single OYO Flat	\$887,500	10 Feb 2025

Sold Properties~

Address	Bedrooms	Type	Price	Sold
 10/8 Alicia St Hampton	2	Strata Unit/Flat	\$615,000	04 Feb 2025
 101/388 Hampton St Hampton	2	Apartment	\$675,000	31 Jan 2025
 201/24 Linacre Rd Hampton	4	Strata Unit/Flat	\$2,225,000	31 Jan 2025
 104/295 Hampton St Hampton	1	Apartment	\$536,000	24 Jan 2025
 302/25 Small St Hampton	2	Apartment	\$921,000	23 Jan 2025
 101/9 Ocean St Hampton	3	Apartment	\$2,190,000	22 Jan 2025
 303/25 Small St Hampton	3	Apartment	\$1,215,000	22 Jan 2025
 2/12 Grenville St Hampton	3	Flat/Unit/Apartment	\$1,025,000	18 Jan 2025
 7 Avondale St Hampton	3	Flat/Unit/Apartment	\$600,000	15 Jan 2025
 50a David St Hampton	3	Townhouse	\$1,900,000	14 Jan 2025
 20a Ivy St Hampton	4	Townhouse	\$1,970,000	11 Jan 2025
 128 Linacre Rd Hampton	3	House	\$1,880,000	07 Jan 2025

Jellis Craig

Brighton Office
Level 1, 181 Bay Street, Brighton
03 9194 1200

jelliscraig.com.au

Data is current as of PDF generation date 01/04/2025

* Updated Quarterly for the past 12 months

^ Updated daily for the past quarter

~ Updated daily: 33 recent results.

This publication contains data, analytics, statistics and other information supplied by PROPERTYDATAONLINE PTY LTD (PropertyData). The data provided in this publication is of a general nature and should not be construed as specific advice or relied upon in lieu of appropriate professional advice.

PropertyData relies upon data supplied by third parties and while the data is checked and reviewed, PropertyData does not warrant the accuracy or completeness of the information to the full extent permitted by the law and excludes all loss or damage howsoever arising (including through negligence) in connection with the data supplied by PropertyData. The State of Victoria owns the copyright in the Property Sales Data and reproduction of that data in any way without the consent of the State of Victoria will constitute a breach of the Copyright Act 1968 (cth). The State of Victoria does not warrant the accuracy or completeness of the Property Sales Data and any person using or relying upon such information does so on the basis that the State of Victoria accepts no responsibility or liability whatsoever for any errors, faults, defects or omissions in the information supplied.