

## *Suburb Report*

Know your neighbourhood.



# Property Prices

## Median House Price\*

Median

**\$2.48m**

Quarterly Price Change

**-0.72% ↓**

## Median Unit Price\*


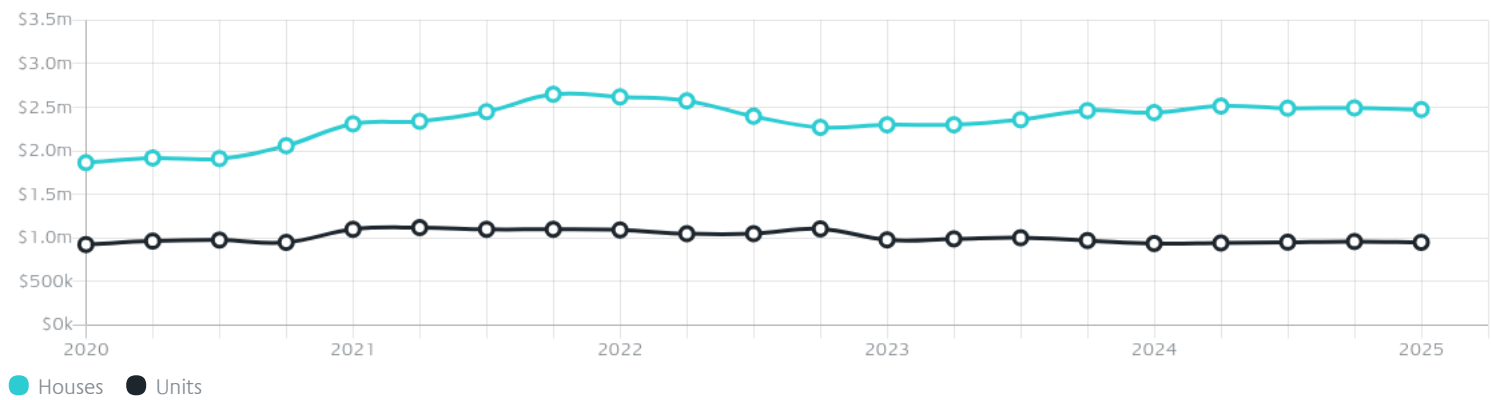
Median

**\$950k**

Quarterly Price Change

**-1.04% ↓**

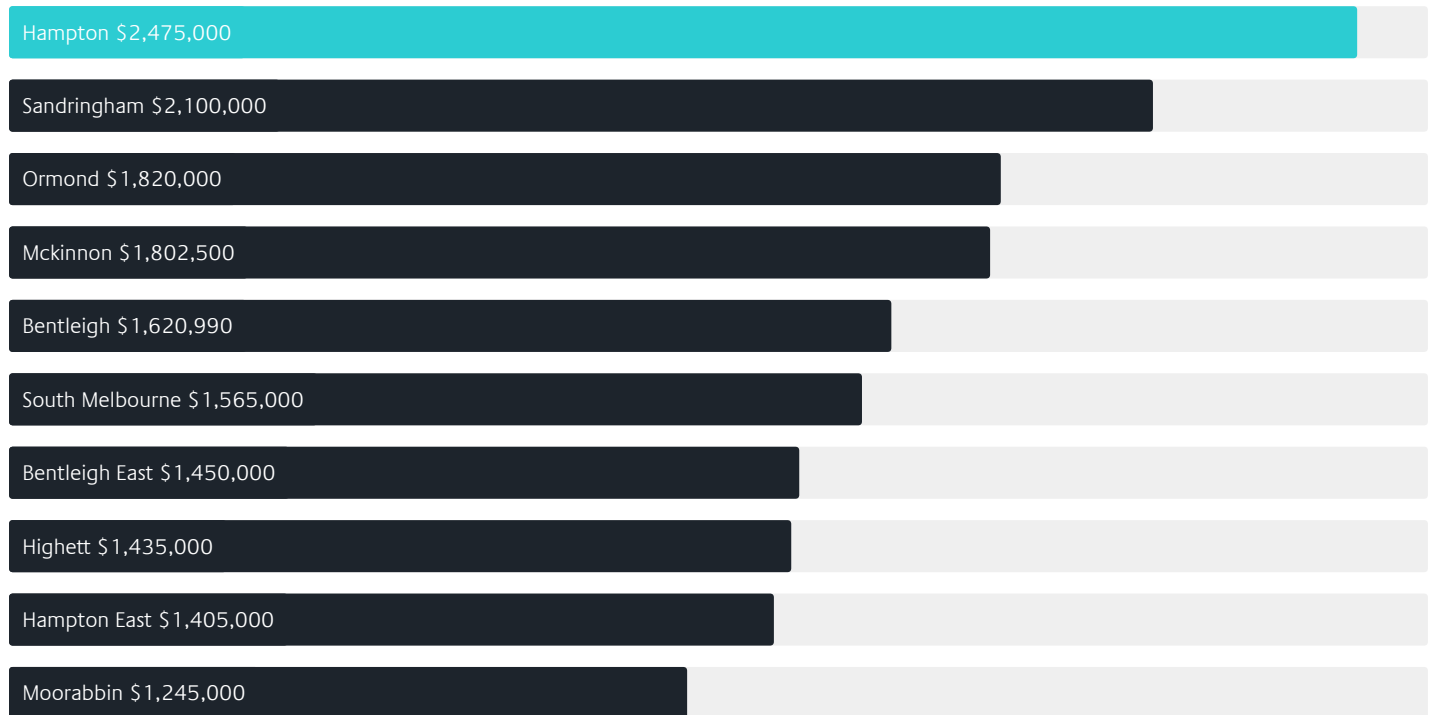
## Quarterly Price Change\*



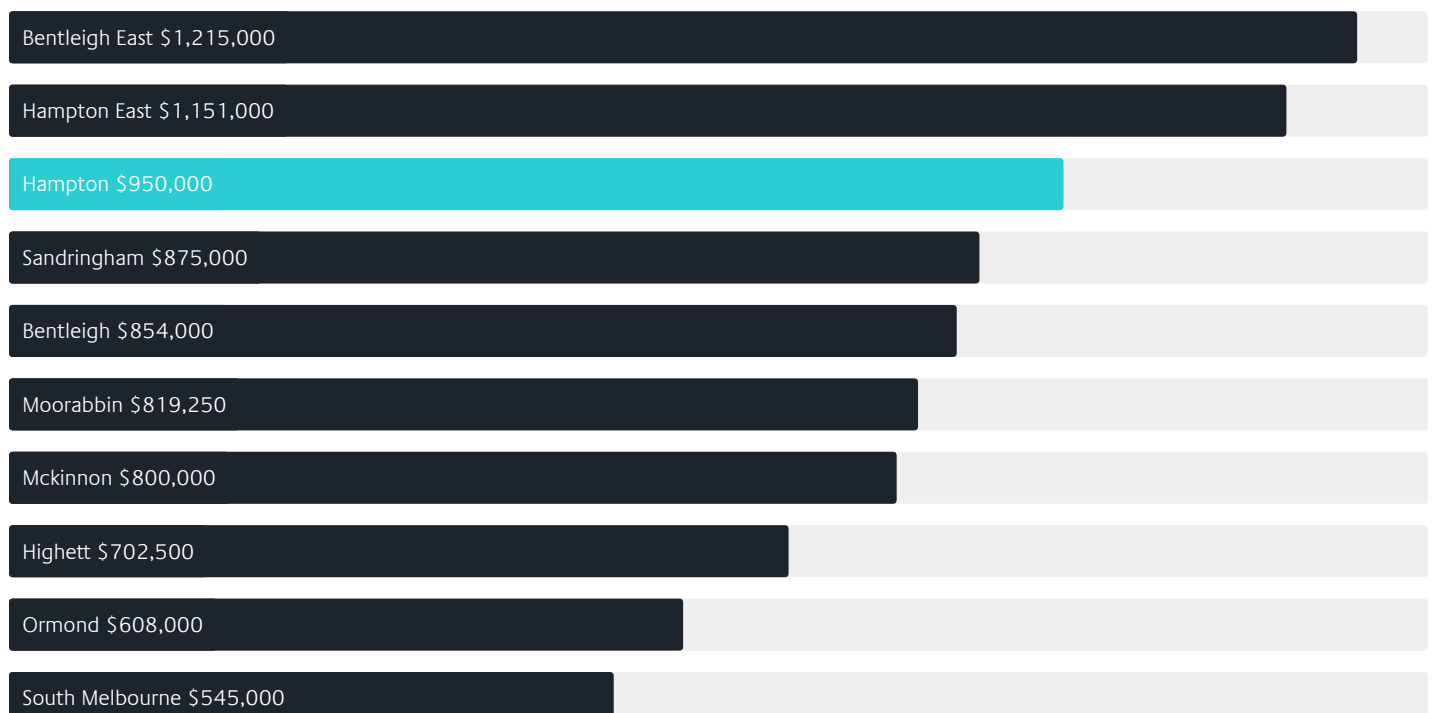
# Surrounding Suburbs

---

## Median House Sale Price\*



## Median Unit Sale Price\*



# Sales Snapshot

Sale Method\*



● Auction 60%  
● Private 40%

Auction Clearance Rate\*

60.47%

Median Days on Market^

32 days

Average Hold Period\*

7.7 years

## Insights

Dwelling Type^



● Houses 62% ● Units 38%

Ownership^



● Owned Outright 44% ● Mortgaged 36% ● Rented 20%

Population^

13,518

Median Asking Rent per week\*

\$1,150

Population Growth^

0.95%

Rental Yield\*

2.21%

Median Age^













45 years

Median Household Size^













2.6 people

# Sold Properties~













Discover a snapshot of the most recent results for this suburb, to view the full 12 months of sales history, please go to [jellisraig.com.au/suburbinsights](https://jellisraig.com.au/suburbinsights)

Address	Bedrooms	Type	Price	Sold
 36 Kingston St Hampton	5	House	\$2,735,000	21 Jun 2025
 4/8 Alicia St Hampton	2	Apartment	\$675,000	21 Jun 2025
 69 Littlewood St Hampton	4	House	\$2,605,000	21 Jun 2025
 51 Willis St Hampton	3	House	\$2,225,000	19 Jun 2025
 104/24 Linacre Rd Hampton	2	Apartment	\$1,450,000	17 Jun 2025
 7/4 Small St Hampton	1	Apartment	\$630,000	16 Jun 2025
 3/21 Linacre Rd Hampton	2	Unit	\$950,000	10 Jun 2025
 59a David St Hampton	3	Townhouse	\$1,492,500	09 Jun 2025
 4/93 Highett Rd Hampton	1	Apartment	\$415,000	06 Jun 2025
 11/36 Crisp St HAMPTON	2	Flat/Unit/Apartment	\$690,000	05 Jun 2025
 3/35 Littlewood St Hampton	2	Unit	\$947,500	31 May 2025
 207/15 Small St Hampton	1	Apartment	\$585,000	31 May 2025

# Sold Properties~

Address	Bedrooms	Type	Price	Sold
 154 Ludstone St Hampton	5	House	\$3,065,000	31 May 2025
 11a Barnett St Hampton	4	Townhouse	\$1,900,000	31 May 2025
 23 Margarita St Hampton	4	House	\$3,705,000	24 May 2025
 5/131 Thomas St Hampton	3	Villa	\$1,165,000	24 May 2025
 406/427 Hampton St Hampton	1	Apartment	\$385,000	21 May 2025
 103/33 Crisp St Hampton	2	Unit	\$888,000	20 May 2025
 27 Grenville St Hampton	4	House	\$4,250,000	19 May 2025
 9/11 Railway Cr Hampton	2	Apartment	\$796,000	16 May 2025
 6 Gordon St Hampton	4	House	\$3,225,500	08 May 2025
 5/572 Hampton St Hampton	2	Flat/Unit/Apartment	\$836,000	07 May 2025
 153b Linacre Rd Hampton	4	House	\$1,995,000	06 May 2025
 5a Kingston St Hampton	4	House	\$2,250,000	05 May 2025

# Sold Properties~

Address	Bedrooms	Type	Price	Sold
 94 Linacre Rd Hampton	4	Townhouse	\$2,260,000	01 May 2025
 508 Bluff Rd Hampton	2	House	\$945,000	01 May 2025
 203/28 Linacre Rd Hampton	3	Apartment	\$2,080,000	01 May 2025
 27/56 Beach Rd Hampton	2	Strata Unit/Flat	\$815,000	24 Apr 2025
 405/10 Koolkuna La Hampton	3	Strata Unit/Flat	\$950,000	18 Apr 2025
 29 Barnett St Hampton	4	Townhouse	\$1,950,000	17 Apr 2025
 4/71 Crisp St Hampton	1	Unit	\$755,000	17 Apr 2025
 15 Kendall St Hampton	3	House	\$1,375,000	16 Apr 2025
 36 May St Hampton	4	House	\$2,300,500	14 Apr 2025
 18 Faulkner St Hampton	3	House (Previously Occupied - Detached)	\$1,670,000	12 Apr 2025
 35/56 Beach Rd Hampton	3	Apartment	\$850,000	10 Apr 2025
 70b Beach Rd Hampton	3	Flat/Unit/Apartment	\$2,780,000	07 Apr 2025





Brighton Office  
Level 1, 181 Bay Street, Brighton  
03 9194 1200

[jelliscraig.com.au](http://jelliscraig.com.au)

Data is current as of PDF generation date 01/07/2025

\* Updated Quarterly for the past 12 months

^ Updated daily for the past quarter

~ Updated daily: 33 recent results.

This publication contains data, analytics, statistics and other information supplied by PROPERTYDATAONLINE PTY LTD (PropertyData). The data provided in this publication is of a general nature and should not be construed as specific advice or relied upon in lieu of appropriate professional advice.

PropertyData relies upon data supplied by third parties and while the data is checked and reviewed, PropertyData does not warrant the accuracy or completeness of the information to the full extent permitted by the law and excludes all loss or damage howsoever arising (including through negligence) in connection with the data supplied by PropertyData. The State of Victoria owns the copyright in the Property Sales Data and reproduction of that data in any way without the consent of the State of Victoria will constitute a breach of the Copyright Act 1968 (cth). The State of Victoria does not warrant the accuracy or completeness of the Property Sales Data and any person using or relying upon such information does so on the basis that the State of Victoria accepts no responsibility or liability whatsoever for any errors, faults, defects or omissions in the information supplied.