

JellisCraig

HAMPTON

Suburb Report

Know your neighbourhood.



HAMPTON SUBURB REPORT

Median House Price*

Median

\$2.40m

Quarterly Price Change

-3.03% ↓

Median Unit Price*

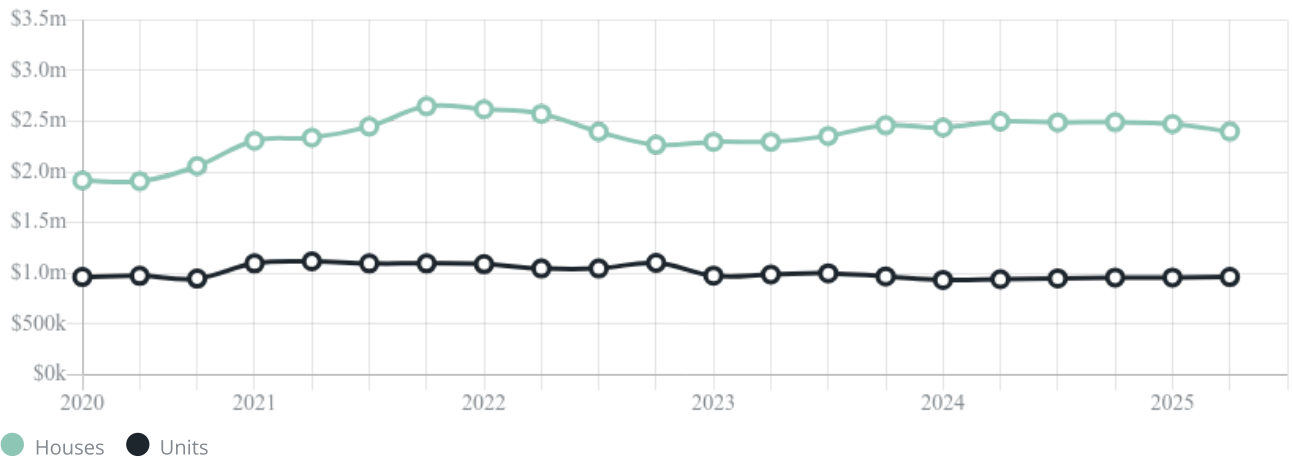
Median

\$965k

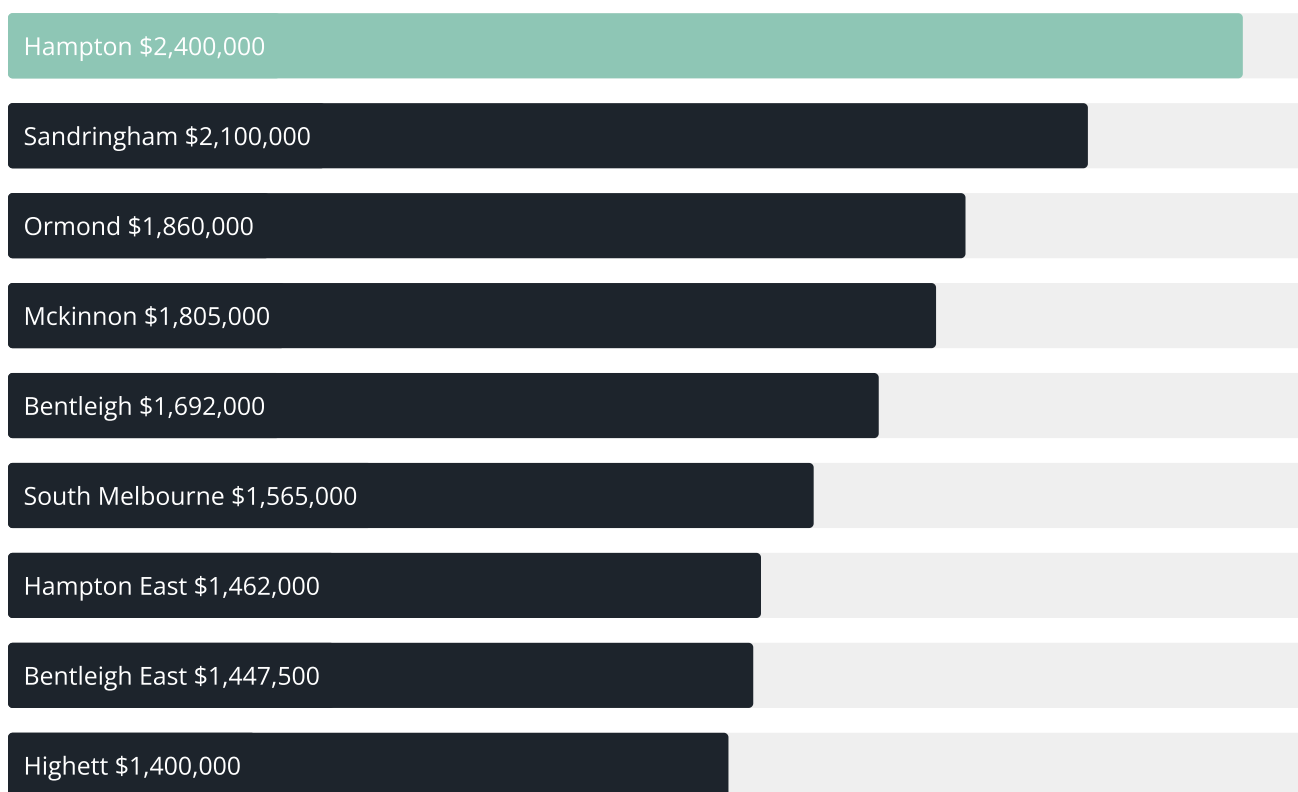
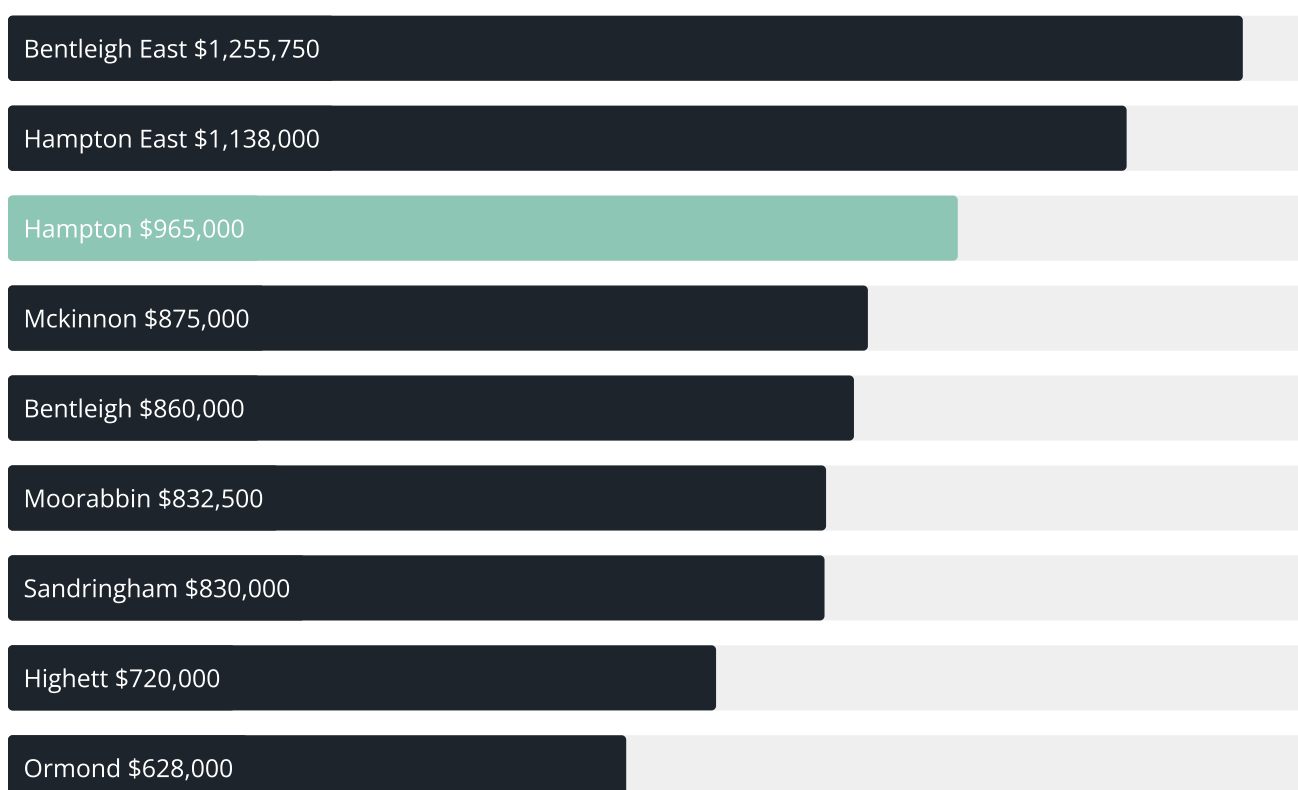
Quarterly Price Change

0.52% ↑

Quarterly Price Change*



HAMPTON SUBURB REPORT

Median House Sale Price^{*}Median Unit Sale Price^{*}

HAMPTON SUBURB REPORT

Sale Method*



● Auction 50%

● Private 50%

Auction Clearance Rate*

78.79%

Median Days on Market^

25 days

Average Hold Period*

7.7 years

Dwelling Type^



● Houses 62%

● Units 38%

Ownership^



● Owned Outright 44%

● Mortgaged 36%

● Rented 20%

Population^

13,518

Median Asking Rent per week*

\$1,150

Population Growth^

0.95%

Rental Yield*

2.21%

Median Age^











45 years

Median Household Size^











2.6 people

HAMPTON SUBURB REPORT











Discover a snapshot of the most recent results for this suburb, to view the full 12 months of sales history, please go to jellisicraig.com.au/suburbinsights

Address	Bedrooms	Type	Price	Sold
 14/18-20 Fewster Rd Hampton	1	Unit	\$510,000	10 Sep 2025
 46 David St Hampton	4	House	\$2,400,000	08 Sep 2025
 2/12 Fewster Rd Hampton	3	Unit	\$1,230,000	06 Sep 2025
 4/125-127 Thomas St Hampton	2	Unit	\$750,500	06 Sep 2025
 17 Kendall St Hampton	4	House	\$1,805,000	30 Aug 2025
 312/2 Willis La Hampton	2	Apartment	\$441,000	29 Aug 2025
 3/36 Crisp St Hampton	2	Townhouse	\$932,500	28 Aug 2025
 1/49 Fewster Rd Hampton	3	Unit	\$1,188,000	27 Aug 2025
 10 Holyrood St Hampton	5	House	\$2,950,000	23 Aug 2025
 6/138-140 Linacre Rd Hampton	2	Townhouse	\$800,000	21 Aug 2025

HAMPTON SUBURB REPORT

Address	Bedrooms	Type	Price	Sold
 3/42 Willis St Hampton	3	Townhouse	\$1,700,000	09 Aug 2025
 3/40-42 Willis St Hampton	3	Townhouse	\$1,700,000	09 Aug 2025
 2/131 Thomas St Hampton	3	Villa	\$1,270,000	08 Aug 2025
 78a Teddington Rd Hampton	3	House	\$1,950,000	05 Aug 2025
 8a Edinburgh St Hampton	3	Townhouse	\$1,751,000	26 Jul 2025
 32 Hood St Hampton	3	House	\$1,300,000	26 Jul 2025
 404/18 Koolkuna La Hampton	2	Unit	\$975,000	23 Jul 2025
 4/17 Kerferd St Hampton	2	Apartment	\$700,000	16 Jul 2025
 102 Ludstone St Hampton	3	House	\$1,100,000	16 Jul 2025
 504/10 Koolkuna La Hampton	2	Apartment	\$870,000	11 Jul 2025

HAMPTON SUBURB REPORT

Address	Bedrooms	Type	Price	Sold
 1/11 Railway Cr HAMPTON	2	Apartment	\$646,000	09 Jul 2025
 65 Teddington Rd HAMPTON	4	House	\$2,535,000	07 Jul 2025
 4/572 Hampton St Hampton	2	Townhouse	\$825,000	05 Jul 2025
 23 Hoyt St Hampton	3	House	\$1,845,000	05 Jul 2025
 5/56 Beach Rd Hampton	2	Apartment	\$800,000	04 Jul 2025
 311/427 Hampton St Hampton	1	Subdivided Flat - Single OYO Flat	\$425,000	04 Jul 2025
 307/18 Koolkuna La Hampton	2	Apartment	\$705,000	01 Jul 2025
 1 Alfreda St Hampton	4	House	\$2,310,000	01 Jul 2025
 2/86 Fewster Rd Hampton	2	Unit	\$840,000	01 Jul 2025
 2/44 Beach Rd Hampton	4	House	\$2,100,000	30 Jun 2025



Brighton Office
Level 1, 181 Bay Street, Brighton
03 9194 1200

jellisrcraig.com.au

Data is current as of PDF generation date 01/10/2025

* Updated Quarterly for the past 12 months

^ Updated daily for the past quarter

~ Updated daily: 33 recent results.

This publication contains data, analytics, statistics and other information supplied by PROPERTYDATAONLINE PTY LTD (PropertyData). The data provided in this publication is of a general nature and should not be construed as specific advice or relied upon in lieu of appropriate professional advice.

PropertyData relies upon data supplied by third parties and while the data is checked and reviewed, PropertyData does not warrant the accuracy or completeness of the information to the full extent permitted by the law and excludes all loss or damage howsoever arising (including through negligence) in connection with the data supplied by PropertyData. The State of Victoria owns the copyright in the Property Sales Data and reproduction of that data in any way without the consent of the State of Victoria will constitute a breach of the Copyright Act 1968 (cth). The State of Victoria does not warrant the accuracy or completeness of the Property Sales Data and any person using or relying upon such information does so on the basis that the State of Victoria accepts no responsibility or liability whatsoever for any errors, faults, defects or omissions in the information supplied.