

Suburb Report

Know your neighbourhood.



Property Prices

Median House Price*

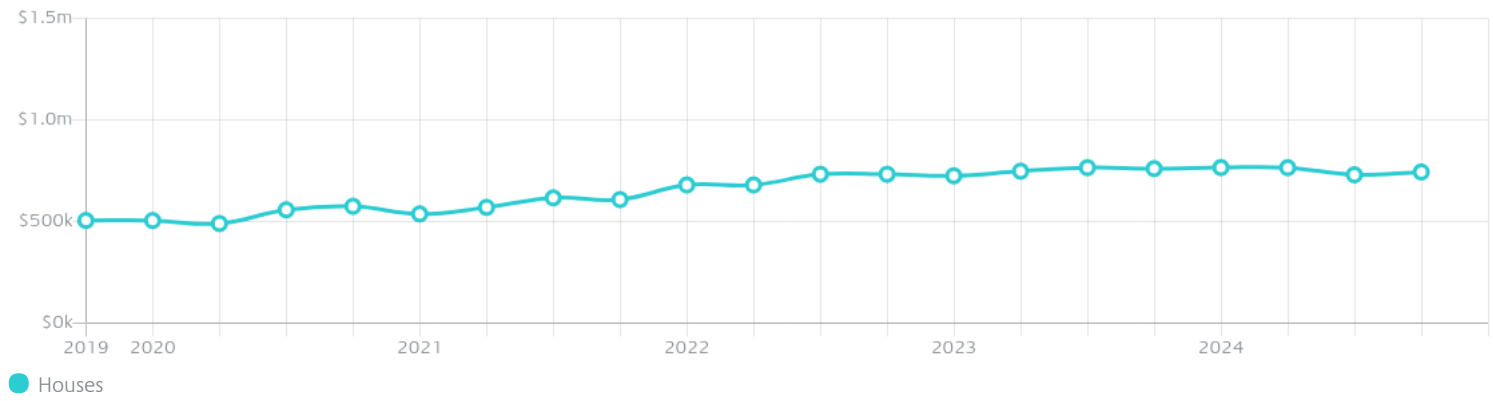
Median

\$744k

Quarterly Price Change

1.84% ↑

Quarterly Price Change*



Surrounding Suburbs

Median House Sale Price*



Sales Snapshot

Sale Method^{*}



● Auction 14%
● Private 86%

Auction Clearance Rate^{*}

100%

Median Days on Market[^]

119 days

Average Hold Period^{*}

2.9 years

Insights

Dwelling Type[^]



● Houses 100% ● Units 0%

Ownership[^]



● Owned Outright 49% ● Mortgaged 44% ● Rented 7%

Population[^]

1,038

Median Asking Rent per week^{*}

\$485

Median Age[^]

46 years

Rental Yield^{*}













3.4%

Median Household Size[^]



2.5 people

Sold Properties~

Discover a snapshot of the most recent results for this suburb, to view the full 12 months of sales history, please go to jellisraig.com.au/suburbinsights

Address	Bedrooms	Type	Price	Sold
 107 Harmony Way Harcourt	4	House	\$660,000	16 Dec 2024
 121 Bingham Rd HARCOURT	3	House	\$930,000	25 Nov 2024
 34 Buckley St Harcourt	4	House	\$662,000	25 Nov 2024
 137 Leversha Rd Harcourt	5	House	\$1,100,000	15 Nov 2024
 27 Bingham Rd Harcourt	4	House	\$647,000	04 Nov 2024
 22 Douglas La Harcourt	4	House	\$1,250,000	06 Aug 2024
 132 Victoria Rd Harcourt	3	House	\$460,000	22 Jul 2024
 171 Blackjack Rd Harcourt	3	House	\$730,000	06 Jun 2024
 33 Mills Rd Harcourt	4	House	\$650,000	17 May 2024
 30 Barker St Harcourt	3	House	\$730,000	23 Apr 2024
 5 Pink Lady La Harcourt	3	House	\$935,000	19 Apr 2024
 3358 Harmony Way Harcourt	4	House	\$1,200,000	18 Apr 2024

Sold Properties~

Address	Bedrooms	Type	Price	Sold
 54 Peelers Rd HARCOURT	3	House	\$680,000	08 Mar 2024
 28 Eagles Rd Harcourt	4	House	\$875,000	01 Mar 2024

Jellis Craig

Castlemaine Office
164 Barker Street, Castlemaine
03 5472 1155

jelliscraig.com.au

Data is current as of PDF generation date 01/02/2025

* Updated Quarterly for the past 12 months

^ Updated daily for the past quarter

~ Updated daily: 33 recent results.

This publication contains data, analytics, statistics and other information supplied by PROPERTYDATAONLINE PTY LTD (PropertyData). The data provided in this publication is of a general nature and should not be construed as specific advice or relied upon in lieu of appropriate professional advice.

PropertyData relies upon data supplied by third parties and while the data is checked and reviewed, PropertyData does not warrant the accuracy or completeness of the information to the full extent permitted by the law and excludes all loss or damage howsoever arising (including through negligence) in connection with the data supplied by PropertyData. The State of Victoria owns the copyright in the Property Sales Data and reproduction of that data in any way without the consent of the State of Victoria will constitute a breach of the Copyright Act 1968 (cth). The State of Victoria does not warrant the accuracy or completeness of the Property Sales Data and any person using or relying upon such information does so on the basis that the State of Victoria accepts no responsibility or liability whatsoever for any errors, faults, defects or omissions in the information supplied.