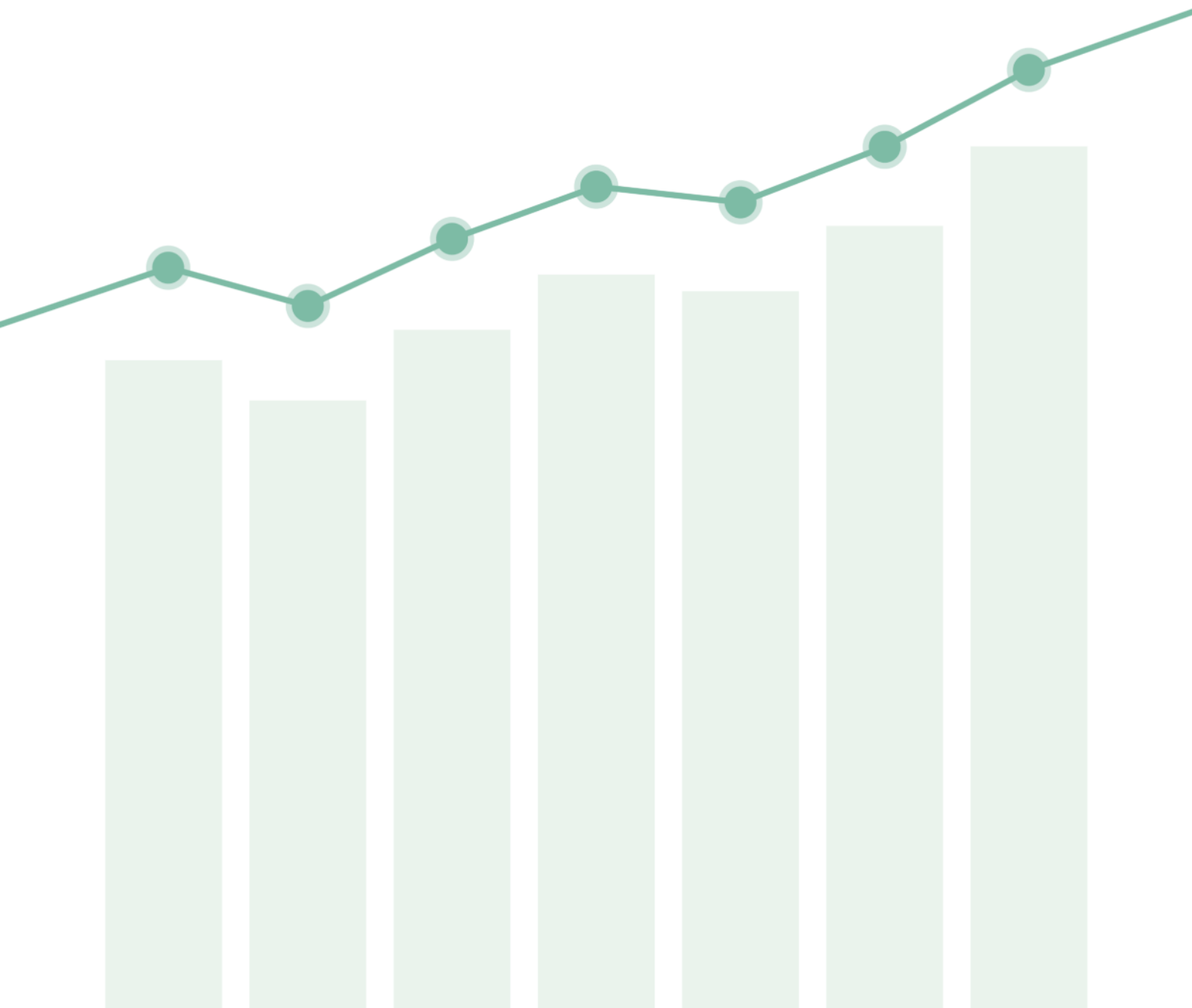


# JellisCraig

HAWTHORN EAST

# Suburb Report

Know your neighbourhood.



HAWTHORN EAST SUBURB REPORT

Median House Price\*

Median  
\$2.50m

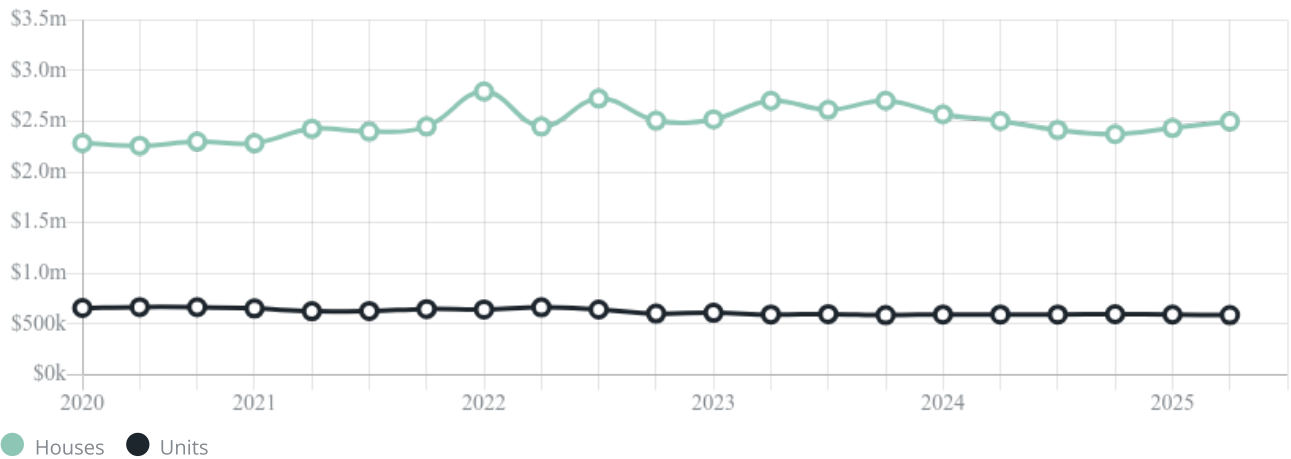
Quarterly Price Change  
2.66% ↑

Median Unit Price\*

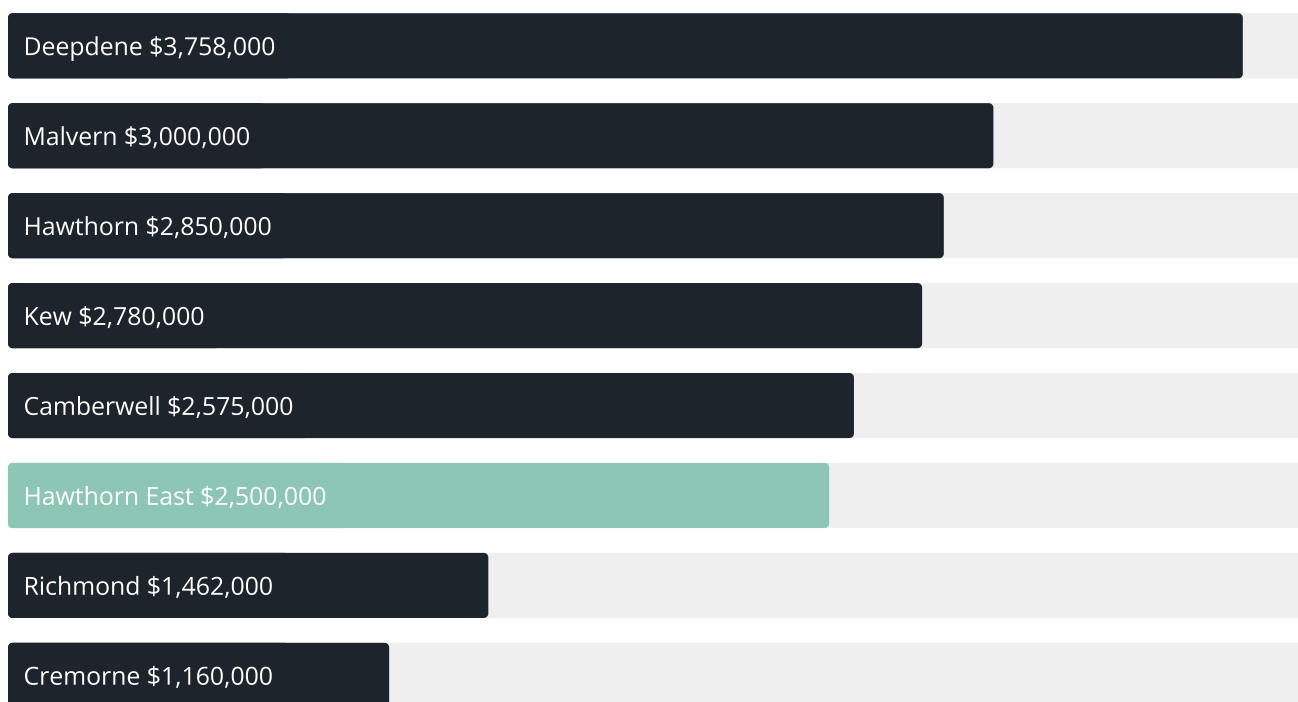
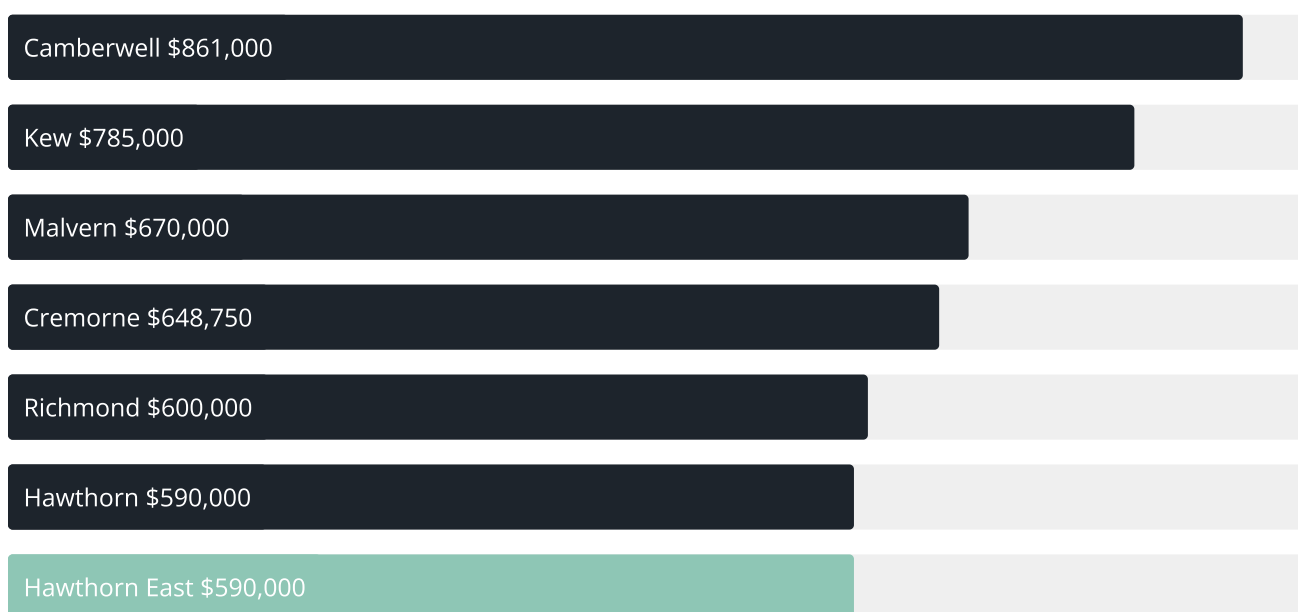
Median  
\$590k

Quarterly Price Change  
-0.69% ↓

Quarterly Price Change\*



## HAWTHORN EAST SUBURB REPORT

Median House Sale Price<sup>\*</sup>Median Unit Sale Price<sup>\*</sup>

## HAWTHORN EAST SUBURB REPORT

## Sale Method\*



● Auction 44%

● Private 56%

## Auction Clearance Rate\*

78.05%

## Median Days on Market^

25 days

## Average Hold Period\*

7.3 years

## Dwelling Type^



● Houses 33%

● Units 67%

## Ownership^



● Owned Outright 32%

● Mortgaged 31%

● Rented 38%

## Population^

14,834

## Median Asking Rent per week\*

\$990

## Population Growth^

3.58%

## Rental Yield\*

1.92%

## Median Age^











36 years

## Median Household Size^











2.3 people

## HAWTHORN EAST SUBURB REPORT











Discover a snapshot of the most recent results for this suburb, to view the full 12 months of sales history, please go to [jellisraig.com.au/suburbinsights](http://jellisraig.com.au/suburbinsights)

Address	Bedrooms	Type	Price	Sold
 16 Cambridge St Hawthorn East	4	House	\$2,650,000	30 Aug 2025
 2/14 Rosslyn St Hawthorn East	2	Apartment	\$640,000	23 Aug 2025
 223/138 Camberwell Rd Hawthorn East	2	Apartment	\$456,000	20 Aug 2025
 504/138 Camberwell Rd Hawthorn East	1	Apartment	\$401,000	16 Aug 2025
 6/14 Clifton Rd Hawthorn East	2	Unit	\$821,000	14 Aug 2025
 37 Mayston St Hawthorn East	3	House	\$3,831,000	02 Aug 2025
 2/109 Victoria Rd Hawthorn East	2	Apartment	\$632,000	02 Aug 2025
 1/4 Fletcher St Hawthorn East	3	Unit	\$1,410,000	28 Jul 2025
 G11/12 Albert St Hawthorn East	1	Strata Unit/Flat	\$575,000	26 Jul 2025
 2/2a Auburn Gr HAWTHORN EAST	1	Apartment	\$566,000	26 Jul 2025

## HAWTHORN EAST SUBURB REPORT

Address	Bedrooms	Type	Price	Sold
 G5/2 Constance St Hawthorn East	1	Apartment	\$620,000	24 Jul 2025
 206/35 Camberwell Rd Hawthorn East	1	Apartment	\$475,000	23 Jul 2025
 4/24 Auburn Gr Hawthorn East	2	Apartment	\$575,000	23 Jul 2025
 112 Rathmines Rd Hawthorn East	2	House	\$1,605,000	22 Jul 2025
 2/712 Burwood Rd Hawthorn East	2	Apartment	\$410,000	18 Jul 2025
 11/11 Auburn Gr Hawthorn East	2	Apartment	\$580,000	17 Jul 2025
 1/842 Toorak Rd Hawthorn East	2	Unit	\$852,500	16 Jul 2025
 314/2 Eastern Pl Hawthorn East	1	Apartment	\$115,000	15 Jul 2025
 103/55 Camberwell Rd Hawthorn East	2	Apartment	\$690,000	10 Jul 2025
 206/12 Albert St Hawthorn East	1	Strata Unit/Flat	\$363,000	04 Jul 2025

## HAWTHORN EAST SUBURB REPORT

Address	Bedrooms	Type	Price	Sold
 8/61 Mayston St Hawthorn East	1	Strata Unit/Flat	\$525,000	02 Jul 2025
 11/85 Pleasant Rd Hawthorn East	2	Apartment	\$672,500	02 Jul 2025
 6/36 Auburn Gr Hawthorn East	2	Apartment	\$525,000	01 Jul 2025
 2/23 Harold St Hawthorn East	1	Apartment	\$555,000	01 Jul 2025
 102/729 Burwood Rd Hawthorn East	2	Strata Unit/Flat	\$495,000	01 Jul 2025
 6/33 Anderson Rd Hawthorn East	2	Apartment	\$702,000	01 Jul 2025
 302/7 Montrose St Hawthorn East	2	Apartment	\$570,000	30 Jun 2025
 6/26 Auburn Gr Hawthorn East	2	Apartment	\$590,000	30 Jun 2025
 5/81-83 Pleasant Rd Hawthorn East	2	Apartment	\$690,000	28 Jun 2025
 5/81 Pleasant Rd Hawthorn East	2	Strata Unit/Flat	\$690,000	28 Jun 2025



Hawthorn Office  
Level 4, 248 Burwood Road, Hawthorn  
03 9810 5000

[jellisraig.com.au](http://jellisraig.com.au)

Data is current as of PDF generation date 01/09/2025

\* Updated Quarterly for the past 12 months

^ Updated daily for the past quarter

~ Updated daily: 33 recent results.

This publication contains data, analytics, statistics and other information supplied by PROPERTYDATAONLINE PTY LTD (PropertyData). The data provided in this publication is of a general nature and should not be construed as specific advice or relied upon in lieu of appropriate professional advice.

PropertyData relies upon data supplied by third parties and while the data is checked and reviewed, PropertyData does not warrant the accuracy or completeness of the information to the full extent permitted by the law and excludes all loss or damage howsoever arising (including through negligence) in connection with the data supplied by PropertyData. The State of Victoria owns the copyright in the Property Sales Data and reproduction of that data in any way without the consent of the State of Victoria will constitute a breach of the Copyright Act 1968 (cth). The State of Victoria does not warrant the accuracy or completeness of the Property Sales Data and any person using or relying upon such information does so on the basis that the State of Victoria accepts no responsibility or liability whatsoever for any errors, faults, defects or omissions in the information supplied.