

Suburb Report

Know your neighbourhood.



Property Prices

Median House Price*

Median

\$1.03m

Quarterly Price Change

0.48% ↑

Median Unit Price*

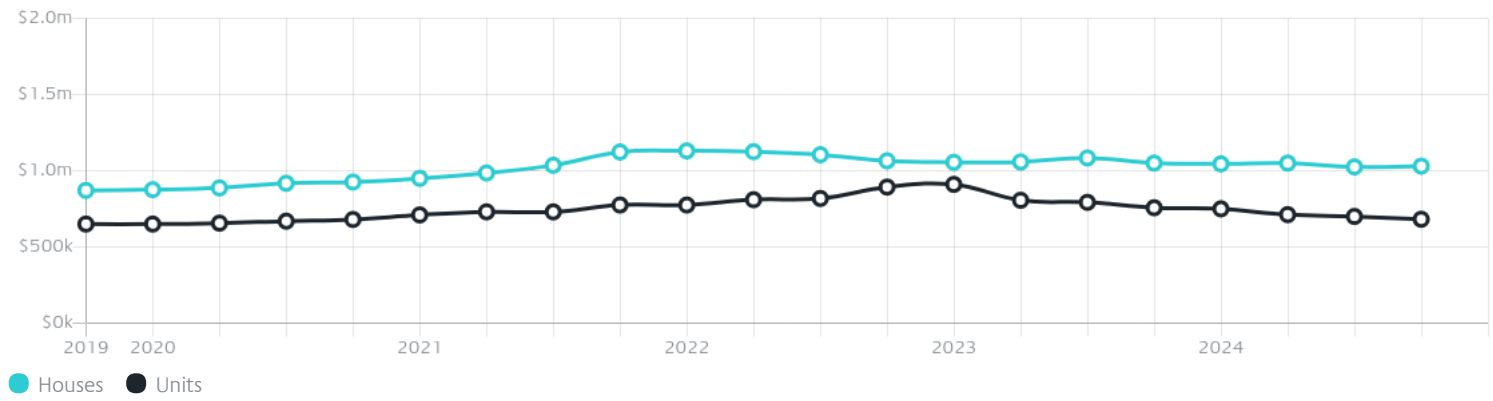
Median

\$682k

Quarterly Price Change

-2.64% ↓

Quarterly Price Change*

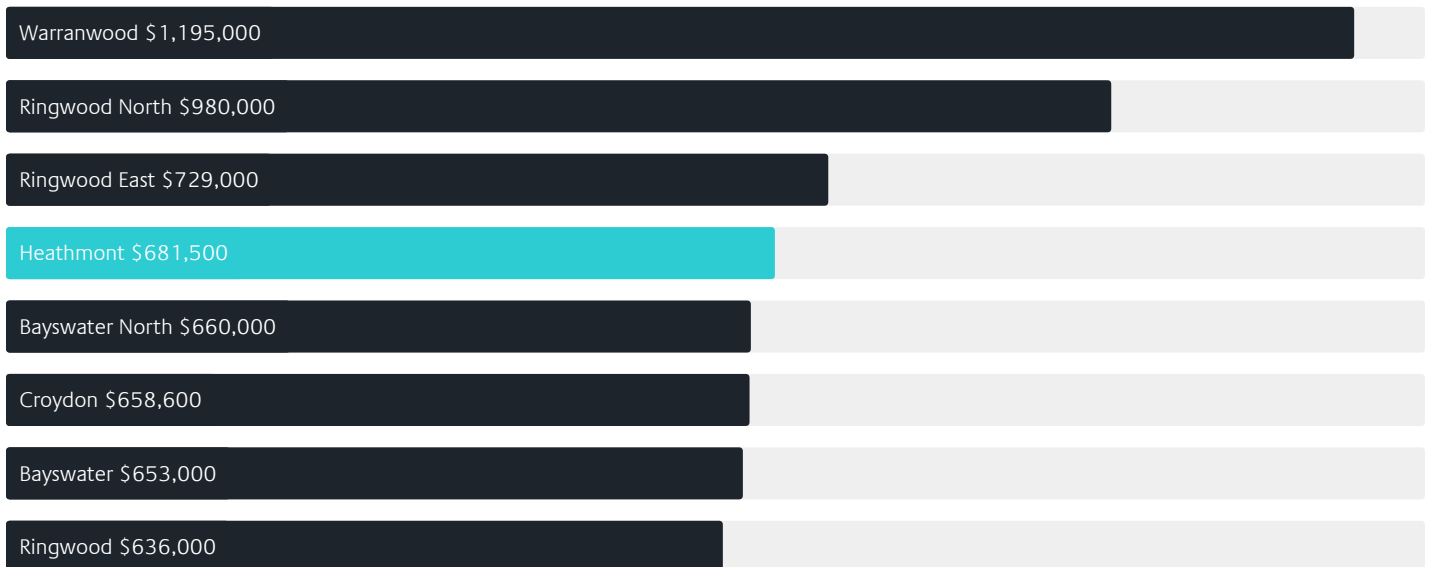


Surrounding Suburbs

Median House Sale Price*



Median Unit Sale Price*



Sales Snapshot

Sale Method^{*}



● Auction 44%
● Private 56%

Auction Clearance Rate^{*}

92.86%

Median Days on Market[^]

26 days

Average Hold Period^{*}

8.3 years

Insights

Dwelling Type[^]



● Houses 94% ● Units 6%

Ownership[^]



● Owned Outright 40% ● Mortgaged 45% ● Rented 15%

Population[^]

9,933

Median Asking Rent per week^{*}

\$570

Population Growth[^]

2.53%

Rental Yield^{*}

2.85%

Median Age[^]













41 years

Median Household Size[^]













2.7 people

Sold Properties~













Discover a snapshot of the most recent results for this suburb, to view the full 12 months of sales history, please go to jellisraig.com.au/suburbinsights

Address	Bedrooms	Type	Price	Sold
 13 Wollahra Pl Heathmont	3	House	\$1,260,000	29 Mar 2025
 17 Orchid St Heathmont	5	House	\$1,215,000	24 Mar 2025
 23A Lorient St Heathmont	3	Unit	\$1,060,000	22 Mar 2025
 6/12-14 Poulton Cl Heathmont	3	Townhouse	\$760,000	18 Mar 2025
 3/2 Lee Ct Heathmont	1	Unit	\$330,000	14 Mar 2025
 3 Karen Ct Heathmont	3	House	\$1,150,000	13 Mar 2025
 34 Coven Av Heathmont	3	House	\$1,062,000	04 Mar 2025
 1/11 Bedford Ct Heathmont	4	Townhouse	\$1,200,000	28 Feb 2025
 16 Tudor Ct Heathmont	3	House	\$870,000	24 Feb 2025
 7 Leoni Av Heathmont	3	House	\$1,281,000	22 Feb 2025
 6 Lee Ct Heathmont	3	House	\$1,260,000	22 Feb 2025
 1 Salisbury Ct Heathmont	3	House	\$881,000	15 Feb 2025

Sold Properties~

Address	Bedrooms	Type	Price	Sold
 4/12-14 Poulton Cl Heathmont	3	House	\$750,000	14 Feb 2025
 22 Ross Cr Heathmont	3	House	\$940,000	12 Feb 2025
 8 Anne Ct HEATHMONT	6	House	\$1,905,000	08 Feb 2025
 23 Orchard Gr Heathmont	3	House	\$1,120,000	06 Feb 2025
 1 Pleasant Dr Heathmont	3	House	\$1,080,000	30 Jan 2025
 20a Frances St Heathmont	3	House	\$180,000	28 Jan 2025
 3/1 Sunset Dr Heathmont	3	Unit	\$647,000	25 Jan 2025
 30 Cuthbert St Heathmont	4	House	\$1,285,000	20 Jan 2025
 186 Bedford Rd HEATHMONT	3	House	\$1,045,000	26 Dec 2024
 8 Swain Ct Heathmont	5	House	\$1,331,000	26 Dec 2024
 16 Washusen Rd Heathmont	3	House	\$1,000,000	21 Dec 2024
 2/276 Canterbury Rd Heathmont	2	Unit	\$640,000	20 Dec 2024

Sold Properties~

Address	Bedrooms	Type	Price	Sold
 177 Canterbury Rd Heathmont	3	House	\$500,000	19 Dec 2024
 13/348 Canterbury Rd Heathmont	3	Flat/Unit/Apartment	\$775,000	18 Dec 2024
 1/259 Canterbury Rd Heathmont	3	Unit	\$600,000	10 Dec 2024
 242 Canterbury Rd Heathmont	3	House	\$750,000	07 Dec 2024
 2/3 Poulton Cl Heathmont	3	Strata Unit/Flat	\$850,000	03 Dec 2024
 16 Adrian Ct Heathmont	4	House	\$1,080,000	03 Dec 2024
 2/285 Canterbury Rd Heathmont	2	Unit	\$575,000	02 Dec 2024
 32 Danielle Cr Heathmont	4	House	\$1,000,000	02 Dec 2024
 3 Swain Ct Heathmont	4	House	\$915,000	30 Nov 2024
 14 Dickasons Rd Heathmont	3	House	\$780,000	28 Nov 2024
 23 Westmore Dr Heathmont	4	House	\$1,125,000	27 Nov 2024
 4 The Boulevard Heathmont	4	House	\$1,330,000	26 Nov 2024



Ringwood Office
90 Maroondah Hwy, Ringwood
03 9870 6211

jelliscraig.com.au

Data is current as of PDF generation date 01/04/2025

* Updated Quarterly for the past 12 months

^ Updated daily for the past quarter

~ Updated daily: 33 recent results.

This publication contains data, analytics, statistics and other information supplied by PROPERTYDATAONLINE PTY LTD (PropertyData). The data provided in this publication is of a general nature and should not be construed as specific advice or relied upon in lieu of appropriate professional advice.

PropertyData relies upon data supplied by third parties and while the data is checked and reviewed, PropertyData does not warrant the accuracy or completeness of the information to the full extent permitted by the law and excludes all loss or damage howsoever arising (including through negligence) in connection with the data supplied by PropertyData. The State of Victoria owns the copyright in the Property Sales Data and reproduction of that data in any way without the consent of the State of Victoria will constitute a breach of the Copyright Act 1968 (cth). The State of Victoria does not warrant the accuracy or completeness of the Property Sales Data and any person using or relying upon such information does so on the basis that the State of Victoria accepts no responsibility or liability whatsoever for any errors, faults, defects or omissions in the information supplied.