

JellisCraig

HEATHMONT

Suburb Report

Know your neighbourhood.



HEATHMONT SUBURB REPORT

Median House Price*

Median

\$1.05m

Quarterly Price Change

1.20% ↑

Median Unit Price*

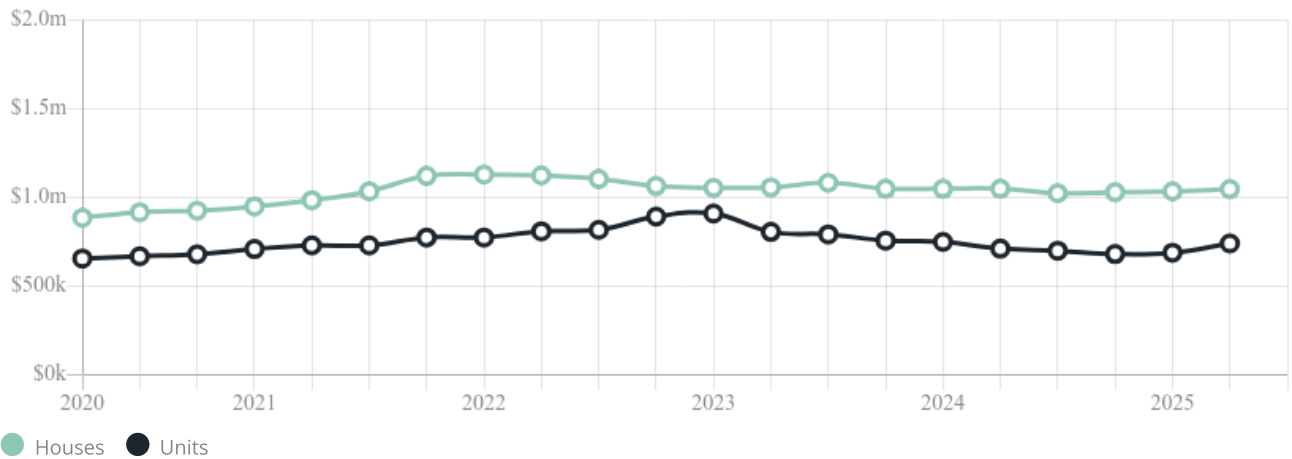
Median

\$741k

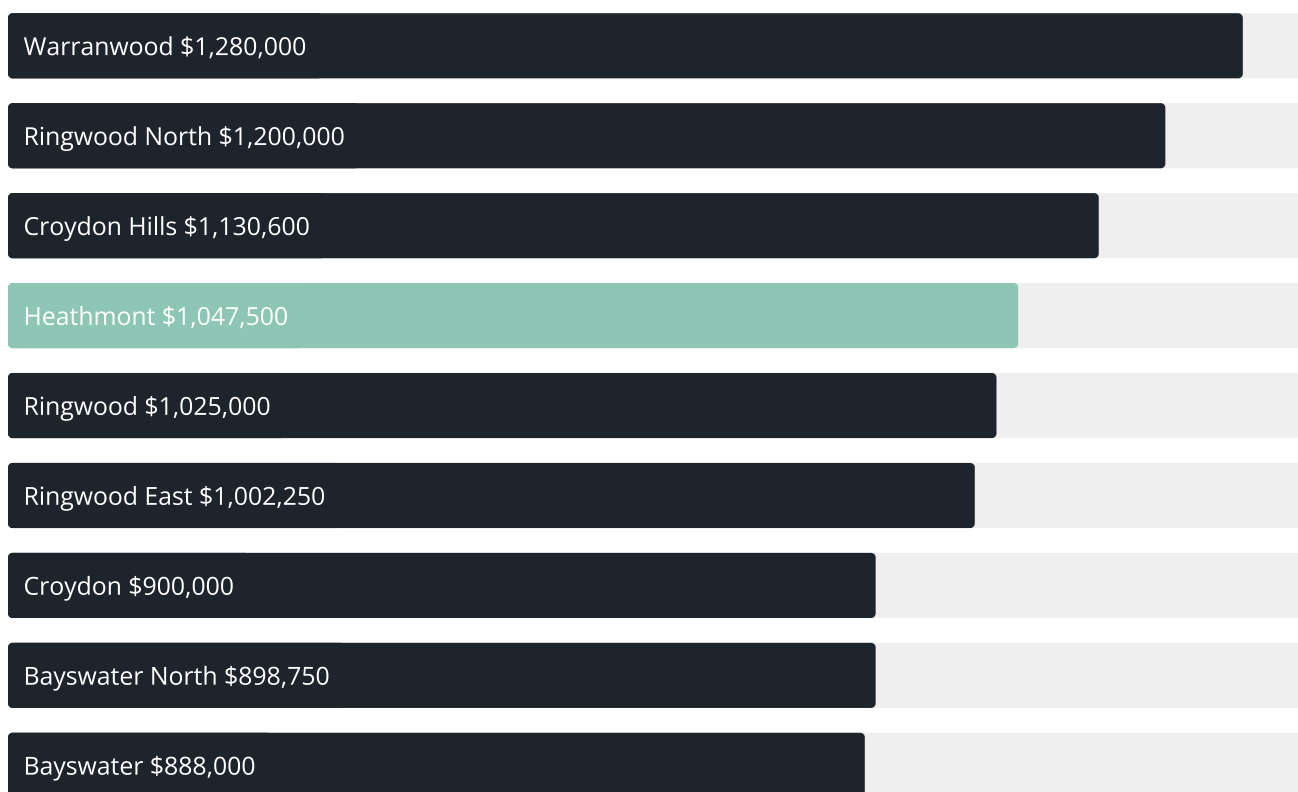
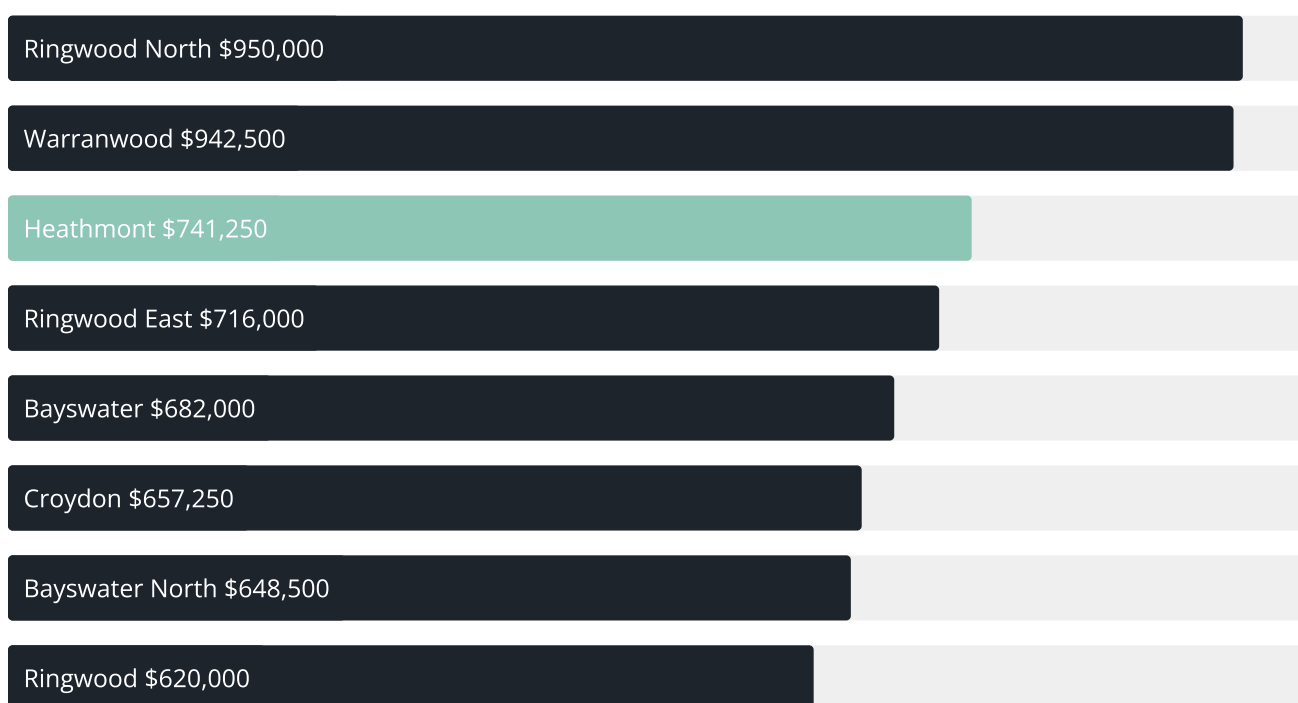
Quarterly Price Change

7.58% ↑

Quarterly Price Change*



HEATHMONT SUBURB REPORT

Median House Sale Price^{*}Median Unit Sale Price^{*}

HEATHMONT SUBURB REPORT

Sale Method*



● Auction 34%
● Private 66%

Auction Clearance Rate*

83.33%

Median Days on Market^

23 days

Average Hold Period*

8.3 years

Dwelling Type^



● Houses 94% ● Units 6%

Ownership^



● Owned Outright 40% ● Mortgaged 45% ● Rented 15%

Population^

9,933

Median Asking Rent per week*

\$600

Population Growth^

2.53%

Rental Yield*

2.85%

Median Age^











41 years

Median Household Size^











2.7 people

HEATHMONT SUBURB REPORT











Discover a snapshot of the most recent results for this suburb, to view the full 12 months of sales history, please go to jellisicraig.com.au/suburbinsights

Address	Bedrooms	Type	Price	Sold
 17 Reumah Ct Heathmont	4	House	\$1,210,000	20 Sep 2025
 7/6-8 The Greenway Heathmont	2	Unit	\$760,000	17 Sep 2025
 71 Campbell St Heathmont	3	House	\$1,070,000	15 Sep 2025
 94 Bedford Rd Heathmont	4	House	\$950,000	13 Sep 2025
 18 Cuthbert St Heathmont	3	House	\$941,000	13 Sep 2025
 2/3 Orchard Gr Heathmont	2	Unit	\$665,000	11 Sep 2025
 76 Campbell St Heathmont	5	House	\$1,090,888	11 Sep 2025
 65 Campbell St Heathmont	2	House	\$780,000	10 Sep 2025
 6 Westmore Dr Heathmont	3	House	\$990,000	09 Sep 2025
 2/144 Heathmont Rd Heathmont	2	Unit	\$810,000	09 Sep 2025

HEATHMONT SUBURB REPORT

Address	Bedrooms	Type	Price	Sold
 1/10 Joel Ct Heathmont	4	Unit	\$873,000	06 Sep 2025
 4/77 Canterbury Rd Heathmont	1	Unit	\$536,500	05 Sep 2025
 29 Campbell St Heathmont	3	House	\$1,012,500	30 Aug 2025
 3 Karista Av Heathmont	3	House	\$970,000	27 Aug 2025
 3/16 Daisy St Heathmont	3	Townhouse	\$970,000	23 Aug 2025
 18 Devon Av Heathmont	4	House	\$1,590,000	23 Aug 2025
 8 Skyline Pl Heathmont	3	Flat/Unit/Apartment	\$726,000	23 Aug 2025
 5 Ross Cr Heathmont	3	House	\$1,278,000	21 Aug 2025
 2 Sunset Dr Heathmont	4	House	\$985,000	19 Aug 2025
 2/10 Joel Ct Heathmont	2	Unit	\$725,000	16 Aug 2025

HEATHMONT SUBURB REPORT

Address	Bedrooms	Type	Price	Sold
 1/1 Fremont St Heathmont	4	Flat/Unit/Apartment	\$1,350,000	10 Aug 2025
 250 Canterbury Rd Heathmont	3	House	\$883,000	05 Aug 2025
 201 Canterbury Rd Heathmont	4	House	\$983,000	02 Aug 2025
 19 Reumah Ct Heathmont	5	House	\$1,265,000	26 Jul 2025
 3/97 Canterbury Rd Heathmont	2	Apartment	\$500,000	25 Jul 2025
 3/11 Bedford Ct Heathmont	3	Townhouse	\$1,050,000	24 Jul 2025
 3 Washusen Rd Heathmont	3	House	\$850,000	23 Jul 2025
 9/4-6 Allens Rd Heathmont	2	Unit	\$585,100	22 Jul 2025
 9/4 Allens Rd Heathmont	2	Flat/Unit/Apartment	\$585,100	22 Jul 2025
 5 Jarma Rd Heathmont	3	House	\$850,000	17 Jul 2025



Ringwood Office
90 Maroondah Hwy, Ringwood
03 9870 6211

jellisraig.com.au

Data is current as of PDF generation date 01/10/2025

* Updated Quarterly for the past 12 months

^ Updated daily for the past quarter

~ Updated daily: 33 recent results.

This publication contains data, analytics, statistics and other information supplied by PROPERTYDATAONLINE PTY LTD (PropertyData). The data provided in this publication is of a general nature and should not be construed as specific advice or relied upon in lieu of appropriate professional advice.

PropertyData relies upon data supplied by third parties and while the data is checked and reviewed, PropertyData does not warrant the accuracy or completeness of the information to the full extent permitted by the law and excludes all loss or damage howsoever arising (including through negligence) in connection with the data supplied by PropertyData. The State of Victoria owns the copyright in the Property Sales Data and reproduction of that data in any way without the consent of the State of Victoria will constitute a breach of the Copyright Act 1968 (cth). The State of Victoria does not warrant the accuracy or completeness of the Property Sales Data and any person using or relying upon such information does so on the basis that the State of Victoria accepts no responsibility or liability whatsoever for any errors, faults, defects or omissions in the information supplied.