

Suburb Report

Know your neighbourhood.



Property Prices

Median House Price*

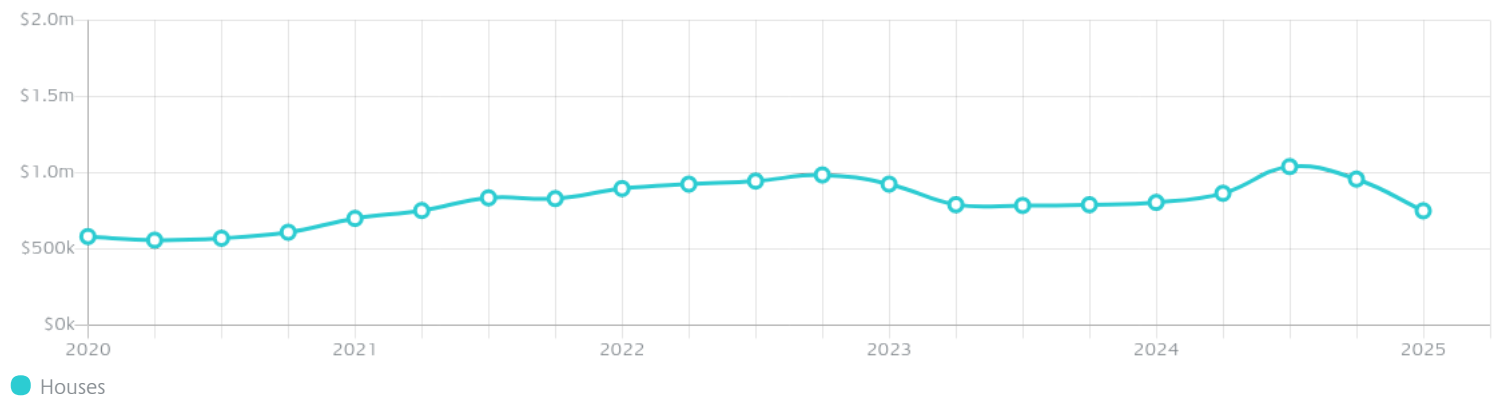
Median

\$750k

Quarterly Price Change

-21.71% ↓

Quarterly Price Change*



Surrounding Suburbs

Median House Sale Price*



Sales Snapshot

Sale Method^{*}

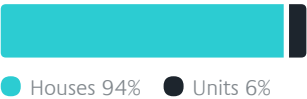


Average Hold Period^{*}

7.5 years

Insights

Dwelling Type[^]



Ownership[^]



Population[^]

368

Median Asking Rent per week^{*}

\$475

Population Growth[^]

11.85%

Rental Yield^{*}

3.17%

Median Age[^]













58 years

Median Household Size[^]




1.8 people

Sold Properties~

Discover a snapshot of the most recent results for this suburb, to view the full 12 months of sales history, please go to jellisraig.com.au/suburbinsights

Address	Bedrooms	Type	Price	Sold
 10 Main Rd Hepburn Springs	3	House	\$1,100,000	09 Apr 2025
 60 Main Rd Hepburn Springs	3	House	\$900,000	13 Mar 2025
 2 Park Av Hepburn Springs	3	House	\$750,000	25 Jan 2025
 2a Fifth St Hepburn Springs	1	House	\$620,000	10 Dec 2024
 8 Forest Av Hepburn Springs	5	House	\$1,050,000	29 Nov 2024
 122 Main Rd Hepburn Springs	5	House	\$1,090,000	29 Nov 2024
 17 Forest Av Hepburn Springs	3	House	\$876,000	01 Nov 2024
 10 Radium Av Hepburn Springs	3	House	\$595,000	25 Oct 2024
 11 Tenth St Hepburn Springs	3	House	\$1,180,000	10 Oct 2024
 1 Third St Hepburn Springs	1	House	\$650,000	30 Sep 2024
 1a Third St Hepburn Springs	1	House	\$750,000	30 Sep 2024
 27 Second St Hepburn Springs	5	House	\$1,040,000	19 Sep 2024

Sold Properties~

Address	Bedrooms	Type	Price	Sold
 4/5 Swiss Mount Av Hepburn Springs	1	House	\$482,000	13 Sep 2024
 50 Main Rd Hepburn Springs	3	House	\$1,175,000	13 Sep 2024
 1 Radium Av Hepburn Springs	3	House	\$570,000	27 Jun 2024



Daylesford Office
5 Howe Street, Daylesford
03 9989 2525

jelliscraig.com.au

Data is current as of PDF generation date 01/06/2025

* Updated Quarterly for the past 12 months

^ Updated daily for the past quarter

~ Updated daily: 33 recent results.

This publication contains data, analytics, statistics and other information supplied by PROPERTYDATAONLINE PTY LTD (PropertyData). The data provided in this publication is of a general nature and should not be construed as specific advice or relied upon in lieu of appropriate professional advice.

PropertyData relies upon data supplied by third parties and while the data is checked and reviewed, PropertyData does not warrant the accuracy or completeness of the information to the full extent permitted by the law and excludes all loss or damage howsoever arising (including through negligence) in connection with the data supplied by PropertyData. The State of Victoria owns the copyright in the Property Sales Data and reproduction of that data in any way without the consent of the State of Victoria will constitute a breach of the Copyright Act 1968 (cth). The State of Victoria does not warrant the accuracy or completeness of the Property Sales Data and any person using or relying upon such information does so on the basis that the State of Victoria accepts no responsibility or liability whatsoever for any errors, faults, defects or omissions in the information supplied.