

## *Suburb Report*

Know your neighbourhood.



# Property Prices

## Median House Price\*

Median

\$1.44m

Quarterly Price Change

1.41% ↑

## Median Unit Price\*

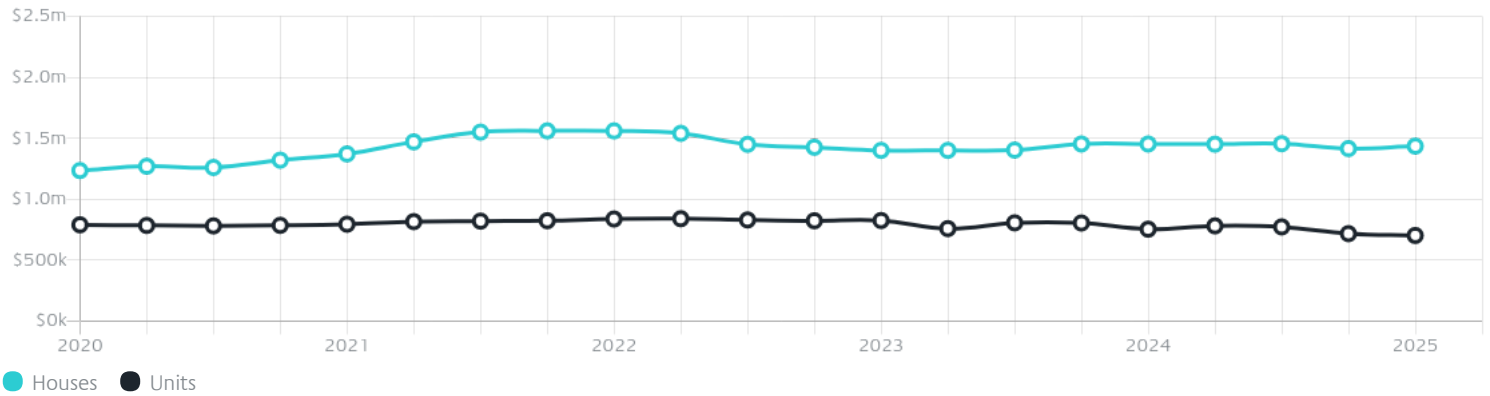
Median

\$703k

Quarterly Price Change

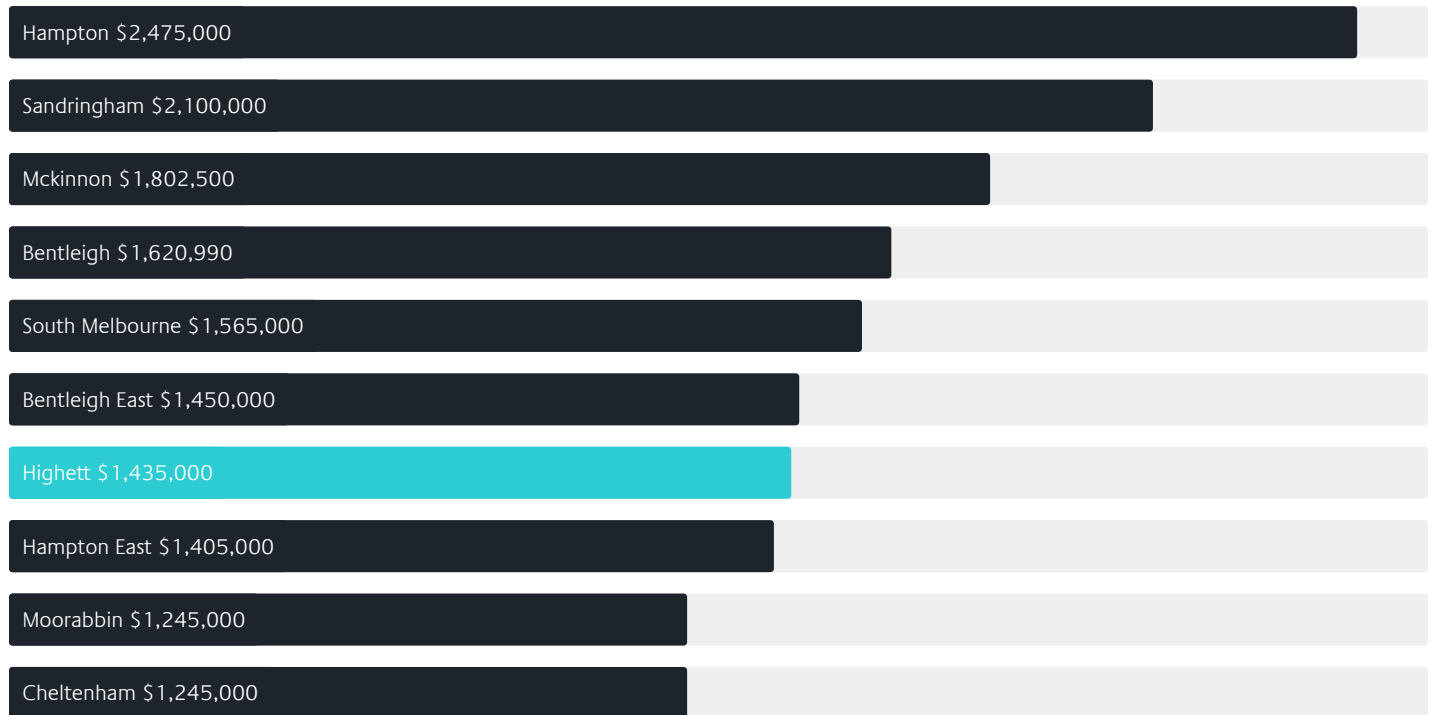
-2.09% ↓

## Quarterly Price Change\*

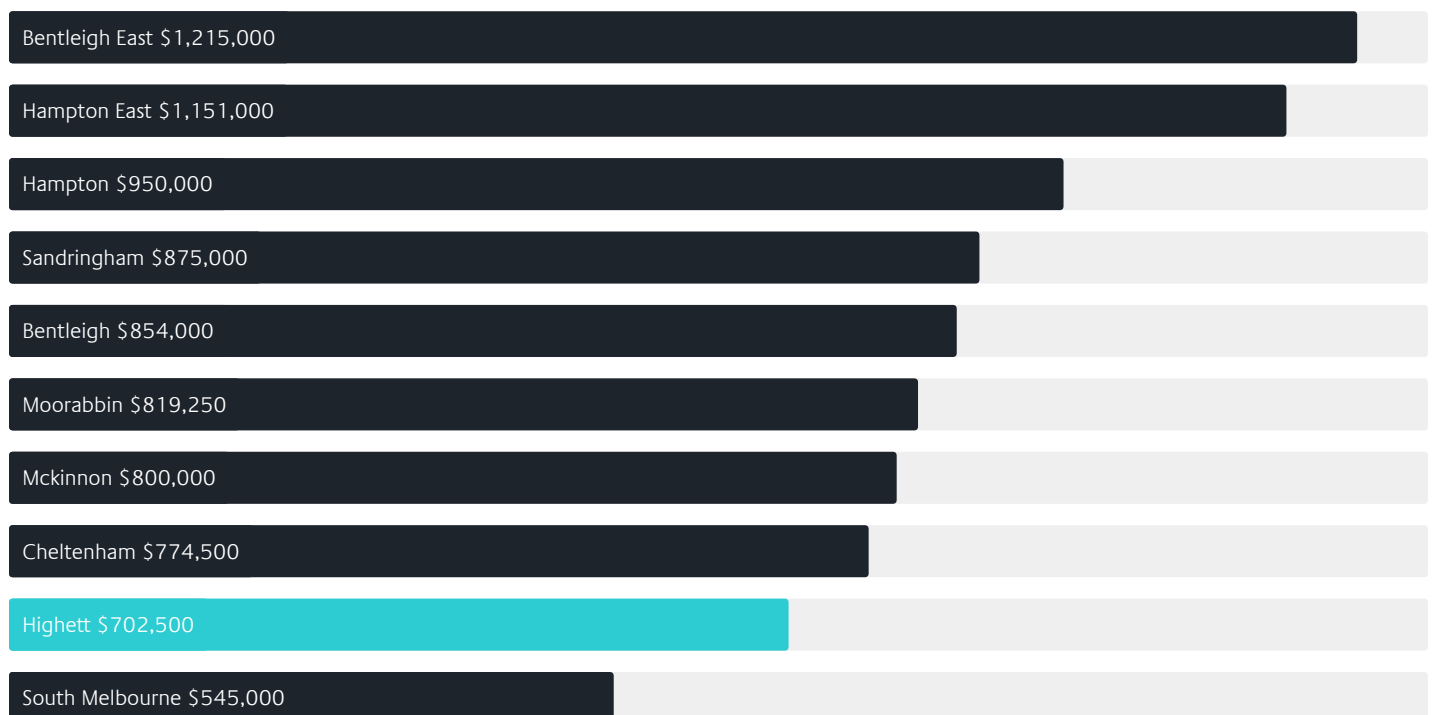


# Surrounding Suburbs

## Median House Sale Price\*



## Median Unit Sale Price\*



# Sales Snapshot

Sale Method\*



● Auction 69%  
● Private 31%

Auction Clearance Rate\*

73.21%

Median Days on Market^

25 days

Average Hold Period\*

6.6 years

## Insights

Dwelling Type^



● Houses 53% ● Units 47%

Ownership^



● Owned Outright 32% ● Mortgaged 43% ● Rented 24%

Population^

12,016

Median Asking Rent per week\*

\$800

Population Growth^

14.94%

Rental Yield\*

2.51%

Median Age^













40 years

Median Household Size^













2.4 people

# Sold Properties~













Discover a snapshot of the most recent results for this suburb, to view the full 12 months of sales history, please go to [jellisicraig.com.au/suburbinsights](https://jellisicraig.com.au/suburbinsights)

Address	Bedrooms	Type	Price	Sold
 112A Highett Rd Highett	3	Townhouse	\$1,190,000	23 Apr 2025
 108/1193 Nepean Hwy Highett	2	Apartment	\$575,000	21 Apr 2025
 7/278 Highett Rd Highett	2	Apartment	\$565,000	16 Apr 2025
 4 Station St Highett	3	House	\$1,310,000	16 Apr 2025
 8 Avoca St Highett	4	House	\$1,375,000	14 Apr 2025
 3 Frances St Highett	2	Land	\$1,630,000	12 Apr 2025
 201/1056 Nepean Hwy Highett	2	Apartment	\$570,000	07 Apr 2025
 4/8 Muir St Highett	2	Unit	\$620,000	05 Apr 2025
 202/10 Major St Highett	2	Apartment	\$505,000	04 Apr 2025
 7/6 Thistle Cr Highett	2	Unit	\$660,000	31 Mar 2025
 3/44 Tibrockney St Highett	3	Townhouse	\$1,425,000	30 Mar 2025
 5/184 Wickham Rd Highett	2	Unit	\$730,000	29 Mar 2025

# Sold Properties~

Address	Bedrooms	Type	Price	Sold
 38 Ashwood Av Highett	3	House	\$1,400,000	29 Mar 2025
 41a Dawn St Highett	4	Townhouse	\$1,520,000	29 Mar 2025
 1/59 Chesterville Rd Highett	3	Unit	\$875,000	29 Mar 2025
 2/32 The Crescent Highett	3	Townhouse	\$995,000	29 Mar 2025
 25 Gilarth St Highett	3	House	\$1,410,000	28 Mar 2025
 202/1 Major St Highett	2	Unit	\$541,000	27 Mar 2025
 24a Tibrockney St HIGHETT	3	Townhouse	\$1,470,000	25 Mar 2025
 6/35 Tennyson St Highett	2	Apartment	\$535,000	22 Mar 2025
 1/8 Enright St Highett	3	Townhouse	\$1,226,000	22 Mar 2025
 21 Marshall Av Highett	4	House	\$2,000,000	22 Mar 2025
 G03/35 Tennyson St Highett	1	Apartment	\$365,000	21 Mar 2025
 28b Albert St Highett	3	Townhouse	\$1,730,000	17 Mar 2025

# Sold Properties~

Address	Bedrooms	Type	Price	Sold
 22 Royal Tce Highett	2	House	\$900,000	15 Mar 2025
 4/2a Thistle Gr Highett	3	Townhouse	\$900,000	14 Mar 2025
 31 Dawn St Highett	4	House	\$1,270,000	13 Mar 2025
 G01/3 Oaklands Ct Highett	2	Apartment	\$460,000	11 Mar 2025
 14a Fuge St Highett	4	Townhouse	\$1,500,000	07 Mar 2025
 5 Moira Av Highett	3	House	\$1,442,000	04 Mar 2025
 31B Jackson Rd Highett	4	Townhouse	\$1,320,000	01 Mar 2025
 15/7-13 Graham Rd Highett	3	Townhouse	\$830,000	01 Mar 2025
 12b Miller St Highett	3	House	\$1,085,000	01 Mar 2025
 23 Highland Av Highett	3	House	\$1,515,000	27 Feb 2025
 20 View St Highett	4	House	\$1,300,000	26 Feb 2025
 405/9b Remington Dr Highett	2	Apartment	\$660,000	24 Feb 2025





Please contact your local Jellis Craig office

[jelliscraig.com.au](http://jelliscraig.com.au)

Data is current as of PDF generation date 01/05/2025

\* Updated Quarterly for the past 12 months

^ Updated daily for the past quarter

~ Updated daily: 33 recent results.

This publication contains data, analytics, statistics and other information supplied by PROPERTYDATAONLINE PTY LTD (PropertyData). The data provided in this publication is of a general nature and should not be construed as specific advice or relied upon in lieu of appropriate professional advice.

PropertyData relies upon data supplied by third parties and while the data is checked and reviewed, PropertyData does not warrant the accuracy or completeness of the information to the full extent permitted by the law and excludes all loss or damage howsoever arising (including through negligence) in connection with the data supplied by PropertyData. The State of Victoria owns the copyright in the Property Sales Data and reproduction of that data in any way without the consent of the State of Victoria will constitute a breach of the Copyright Act 1968 (cth). The State of Victoria does not warrant the accuracy or completeness of the Property Sales Data and any person using or relying upon such information does so on the basis that the State of Victoria accepts no responsibility or liability whatsoever for any errors, faults, defects or omissions in the information supplied.