

Suburb Report

Know your neighbourhood.



Property Prices

Median House Price*

Median

\$886k

Quarterly Price Change

-1.55% ↓

Median Unit Price*

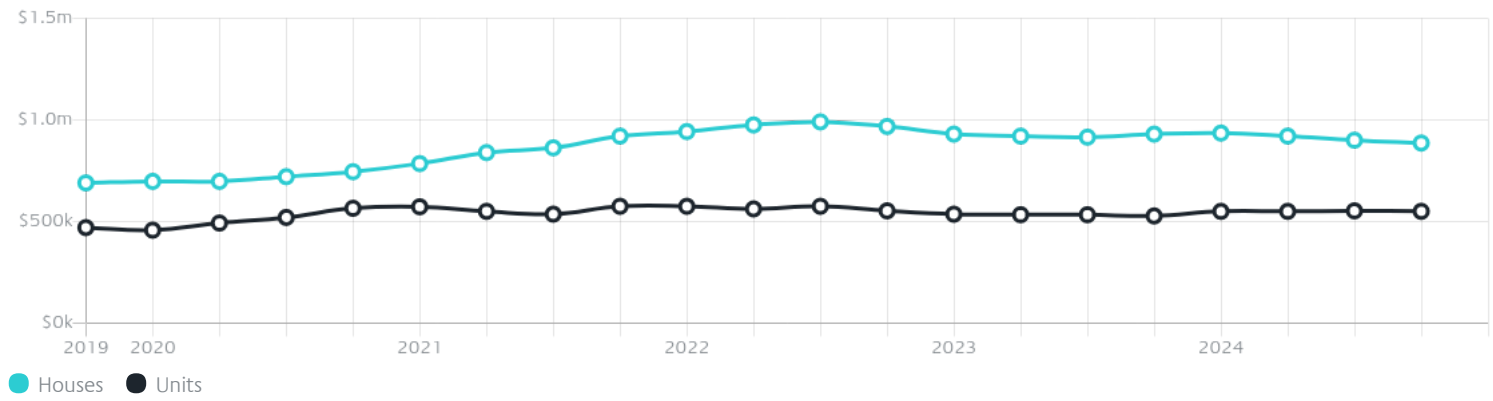
Median

\$550k

Quarterly Price Change

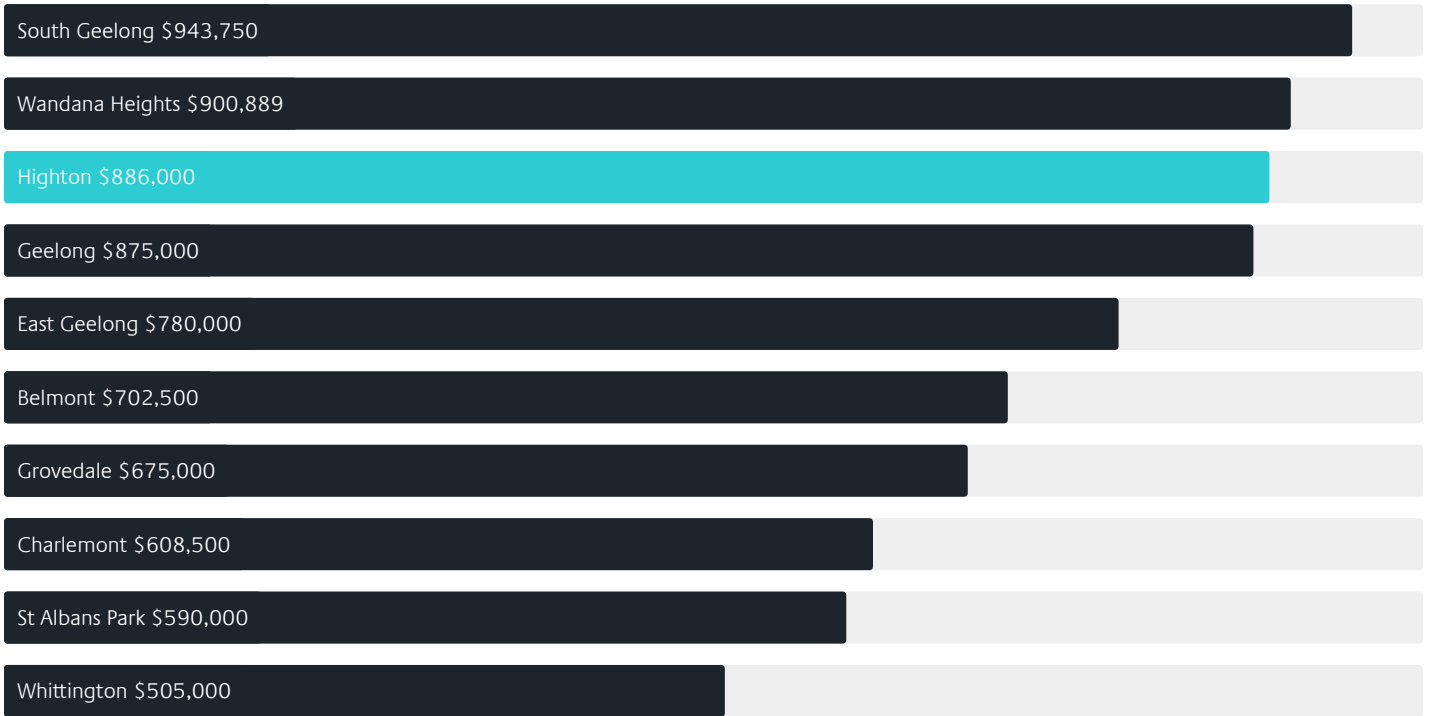
-0.45% ↓

Quarterly Price Change*




Surrounding Suburbs

Median House Sale Price*



Median Unit Sale Price*



Sales Snapshot

Sale Method*



● Auction 7%
● Private 93%

Auction Clearance Rate*

60%

Median Days on Market^

44 days

Average Hold Period*

6.9 years

Insights

Dwelling Type^



● Houses 87% ● Units 13%

Ownership^



● Owned Outright 41% ● Mortgaged 41% ● Rented 18%

Population^

20,736

Median Asking Rent per week*

\$570

Median Age^

39 years

Rental Yield*













3.2%

Median Household Size^













2.6 people

Sold Properties~













Discover a snapshot of the most recent results for this suburb, to view the full 12 months of sales history, please go to jellisraig.com.au/suburbinsights

Address	Bedrooms	Type	Price	Sold
 6 Wickenby Ct Highton	4	House	\$900,000	17 Mar 2025
 22 Horizon Ct Highton	5	House	\$1,210,000	16 Mar 2025
 16 Summerhill Tce Highton	4	House	\$980,000	15 Mar 2025
 8 Binbrook Ct Highton	3	House	\$840,000	13 Mar 2025
 15 Fryers Rd Highton	3	House	\$730,000	12 Mar 2025
 7/6 Hendriks Ct HIGHTON	1	Unit	\$335,000	07 Mar 2025
 6 Garvey Ct Highton	4	House	\$842,000	07 Mar 2025
 5/261 Roslyn Rd Highton	3	Townhouse	\$680,000	07 Mar 2025
 39 Augustine Dr HIGHTON	3	House	\$610,000	06 Mar 2025
 30 Carroll Rd Highton	5	House	\$1,200,000	28 Feb 2025
 2 Cedar Gr Highton	3	House	\$1,300,000	20 Feb 2025
 1/21 Bonsey Rd HIGHTON	2	Flat/Unit/Apartment	\$590,000	20 Feb 2025

Sold Properties~

Address	Bedrooms	Type	Price	Sold
 23 Hightett Rd Highton	4	House	\$1,650,000	15 Feb 2025
 67 Belle Vue Av Highton	3	House	\$625,000	15 Feb 2025
 8/15-16 Jewell Pl HIGHTON	3	House	\$815,000	15 Feb 2025
 24 Knollbrook Cl Highton	3	House	\$975,000	14 Feb 2025
 57 Highland Way Highton	4	House	\$1,225,000	12 Feb 2025
 5/12 Duggan Ct Highton	3	Flat/Unit/Apartment	\$515,000	12 Feb 2025
 34 Belle Vue Av Highton	4	House	\$750,000	08 Feb 2025
 38 Glastonbury Dr Highton	3	House	\$750,000	06 Feb 2025
 126a South Valley Rd Highton	2	House	\$850,000	06 Feb 2025
 3/18 Pinecrest Dr Highton	2	Unit	\$521,000	05 Feb 2025
 108/104 Colac Rd Highton	2	Apartment	\$450,000	05 Feb 2025
 58 Clydesdale Way Highton	3	House	\$1,250,000	05 Feb 2025

Sold Properties~

Address	Bedrooms	Type	Price	Sold
 28 Cuthbert Av Highton	3	House	\$330,000	05 Feb 2025
 2/13 Oakhill Av Highton	3	Unit	\$630,000	05 Feb 2025
 12-13 Jewell Pl Highton	4	House	\$1,285,000	04 Feb 2025
 47 Highland Way Highton	4	House	\$1,320,000	04 Feb 2025
 11/12 Cedar Gr Highton	2	Flat/Unit/Apartment	\$476,000	04 Feb 2025
 161 Barrabool Rd Highton	3	House	\$670,000	31 Jan 2025
 14 Aitkenside Av HIGHTON	4	House	\$935,000	31 Jan 2025
 27 Porter Av Highton	3	House	\$695,000	31 Jan 2025
 2/189 Mt Pleasant Rd Highton	2	Unit	\$461,000	30 Jan 2025
 1/33 Broughton Dr Highton	2	House	\$525,000	29 Jan 2025
 4 Thwaites Cl Highton	3	House	\$600,000	29 Jan 2025
 5 Gwyther Rd Highton	3	House	\$722,500	27 Jan 2025

Jellis Craig

Geelong Office
205 Pakington Street, Geelong West
(03) 5222 7772

jelliscraig.com.au

Data is current as of PDF generation date 01/04/2025

* Updated Quarterly for the past 12 months

^ Updated daily for the past quarter

~ Updated daily: 33 recent results.

This publication contains data, analytics, statistics and other information supplied by PROPERTYDATAONLINE PTY LTD (PropertyData). The data provided in this publication is of a general nature and should not be construed as specific advice or relied upon in lieu of appropriate professional advice.

PropertyData relies upon data supplied by third parties and while the data is checked and reviewed, PropertyData does not warrant the accuracy or completeness of the information to the full extent permitted by the law and excludes all loss or damage howsoever arising (including through negligence) in connection with the data supplied by PropertyData. The State of Victoria owns the copyright in the Property Sales Data and reproduction of that data in any way without the consent of the State of Victoria will constitute a breach of the Copyright Act 1968 (cth). The State of Victoria does not warrant the accuracy or completeness of the Property Sales Data and any person using or relying upon such information does so on the basis that the State of Victoria accepts no responsibility or liability whatsoever for any errors, faults, defects or omissions in the information supplied.