

# JellisCraig

HIGHTON

# Suburb Report

Know your neighbourhood.



HIGHTON SUBURB REPORT

Median House Price\*

Median

\$883k

Quarterly Price Change

-1.94% ↓

Median Unit Price\*

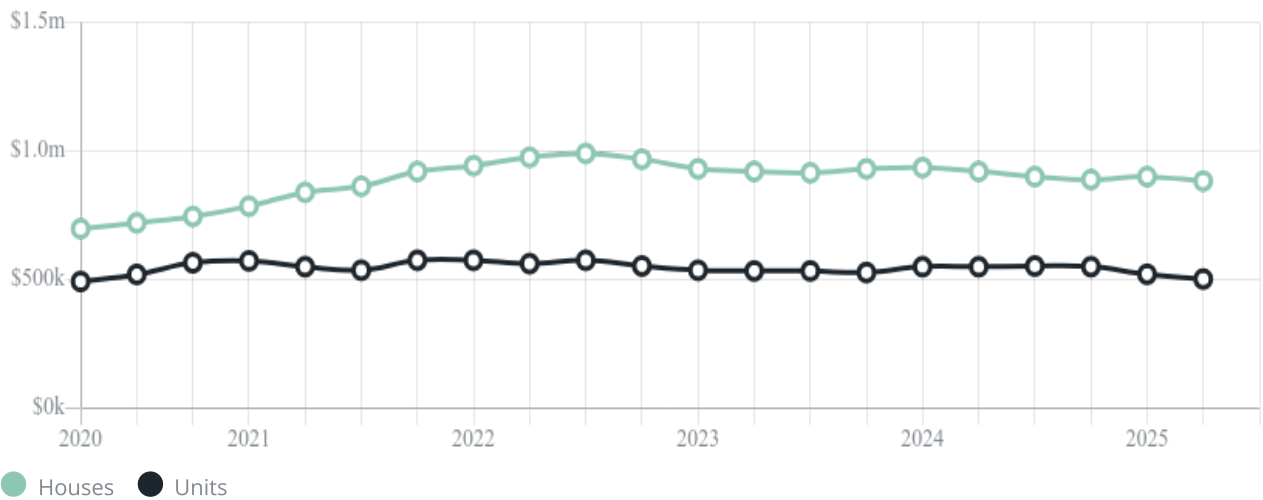
Median

\$502k

Quarterly Price Change

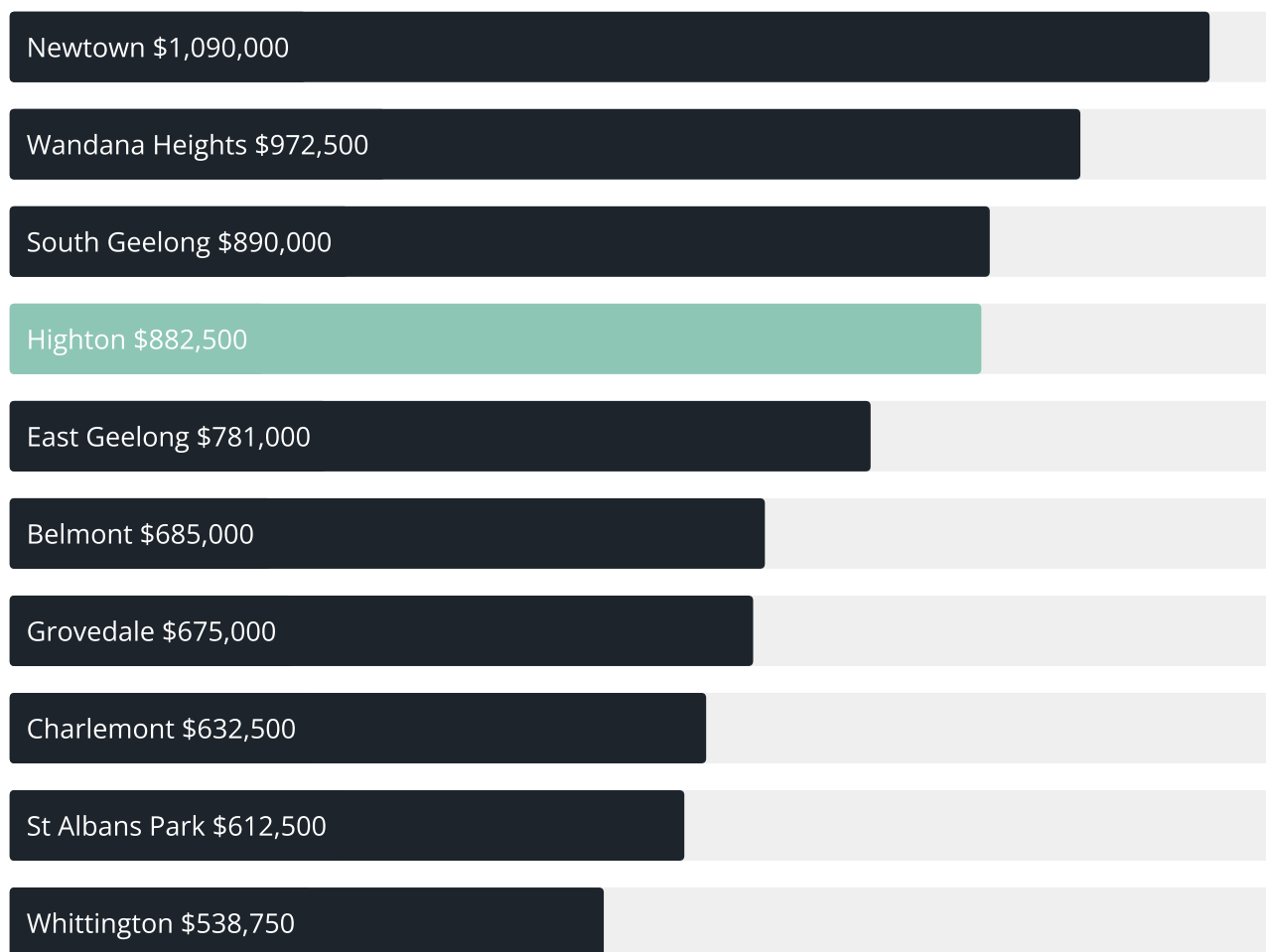
-3.55% ↓

Quarterly Price Change\*





## HIGHTON SUBURB REPORT

Median House Sale Price<sup>\*</sup>Median Unit Sale Price<sup>\*</sup>



HIGHTON SUBURB REPORT

Sale Method\*



Auction 10%  
Private 90%

Auction Clearance Rate\*

80%

Median Days on Market^

32 days

Average Hold Period\*

6.9 years

Dwelling Type^



Houses 87% Units 13%

Ownership^



Owned Outright 41% Mortgaged 41% Rented 18%

Population^

20,736

Median Asking Rent per week\*

\$560

Median Age^

39 years

Rental Yield\*











3.2%

Median Household Size^



## HIGHTON SUBURB REPORT











Discover a snapshot of the most recent results for this suburb, to view the full 12 months of sales history, please go to [jellisraig.com.au/suburbinsights](https://jellisraig.com.au/suburbinsights)

Address	Bedrooms	Type	Price	Sold
 35 Larcombe St Highton	4	House	\$845,000	30 Jul 2025
 8 Strickland Av Highton	3	House	\$751,000	26 Jul 2025
 3 Queens Park Rd Highton	4	House	\$1,155,000	23 Jul 2025
 4 Jewell Pl Highton	3	House	\$870,000	23 Jul 2025
 138 Barrabool Rd Highton	3	House	\$685,000	22 Jul 2025
 18 Valencay Av Highton	5	House	\$1,320,000	21 Jul 2025
 9 Annmaree Rd Highton	3	House	\$840,000	18 Jul 2025
 5/21 Glastonbury Dr Highton	2	Unit	\$485,000	17 Jul 2025
 74 South Valley Rd Highton	6	House	\$895,000	16 Jul 2025
 1/10 Basin Rise Highton	2	Unit	\$455,000	08 Jul 2025















## HIGHTON SUBURB REPORT

Address	Bedrooms	Type	Price	Sold
 109 South Valley Rd Highton	3	House	\$725,000	08 Jul 2025
 22 Crestmoor Dr Highton	3	House	\$767,000	04 Jul 2025
 28 Homewood La Highton	2	House	\$600,000	04 Jul 2025
 34 Lansbury Cr Highton	5	House	\$1,030,000	30 Jun 2025
 2/7 Cheam Wlk Highton	2	House	\$552,500	27 Jun 2025
 167 Mt Pleasant Rd Highton	3	House	\$715,000	27 Jun 2025
 9 Queens Park Rd Highton	3	House	\$1,017,500	27 Jun 2025
 57 Dryden Way Highton	3	House	\$820,000	25 Jun 2025
 7 Northbridge Rd Highton	4	House	\$785,000	23 Jun 2025
 17 Clifford St Highton	3	House	\$890,000	23 Jun 2025

## HIGHTON SUBURB REPORT

Address	Bedrooms	Type	Price	Sold
 96 South Valley Rd Highton	3	House	\$915,000	23 Jun 2025
 268 Roslyn Rd Highton	3	House	\$960,000	23 Jun 2025
 32 Cara Rd Highton	5	House	\$890,000	21 Jun 2025
 4-6 Cobb Ct Highton	4	House	\$1,070,000	20 Jun 2025
 23 Thornhill Rd Highton	4	House	\$760,000	19 Jun 2025
 53 Broughton Dr Highton	2	House	\$562,000	17 Jun 2025
 2/11 Carroll Rd Highton	4	House	\$1,500,000	17 Jun 2025
 4/25 North Valley Rd Highton	2	House	\$470,000	17 Jun 2025
 7 Regal St Highton	5	House	\$739,000	17 Jun 2025
 83 Reigate Rd Highton	3	House	\$830,000	17 Jun 2025



Geelong Office  
205 Pakington Street, Geelong West  
(03) 5222 7772  
[jellisrcraig.com.au](http://jellisrcraig.com.au)

Data is current as of PDF generation date 01/08/2025

\* Updated Quarterly for the past 12 months

^ Updated daily for the past quarter

~ Updated daily: 33 recent results.

This publication contains data, analytics, statistics and other information supplied by PROPERTYDATAONLINE PTY LTD (PropertyData). The data provided in this publication is of a general nature and should not be construed as specific advice or relied upon in lieu of appropriate professional advice.

PropertyData relies upon data supplied by third parties and while the data is checked and reviewed, PropertyData does not warrant the accuracy or completeness of the information to the full extent permitted by the law and excludes all loss or damage howsoever arising (including through negligence) in connection with the data supplied by PropertyData. The State of Victoria owns the copyright in the Property Sales Data and reproduction of that data in any way without the consent of the State of Victoria will constitute a breach of the Copyright Act 1968 (cth). The State of Victoria does not warrant the accuracy or completeness of the Property Sales Data and any person using or relying upon such information does so on the basis that the State of Victoria accepts no responsibility or liability whatsoever for any errors, faults, defects or omissions in the information supplied.