

Suburb **INSIGHTS**

3216
HIGHTON



Data that shapes your suburb.

**Jellis
Craig**

Property Prices

Median House Price*

Median

\$898k

Quarterly Price Change

-2.46% ↓

Median Unit Price*

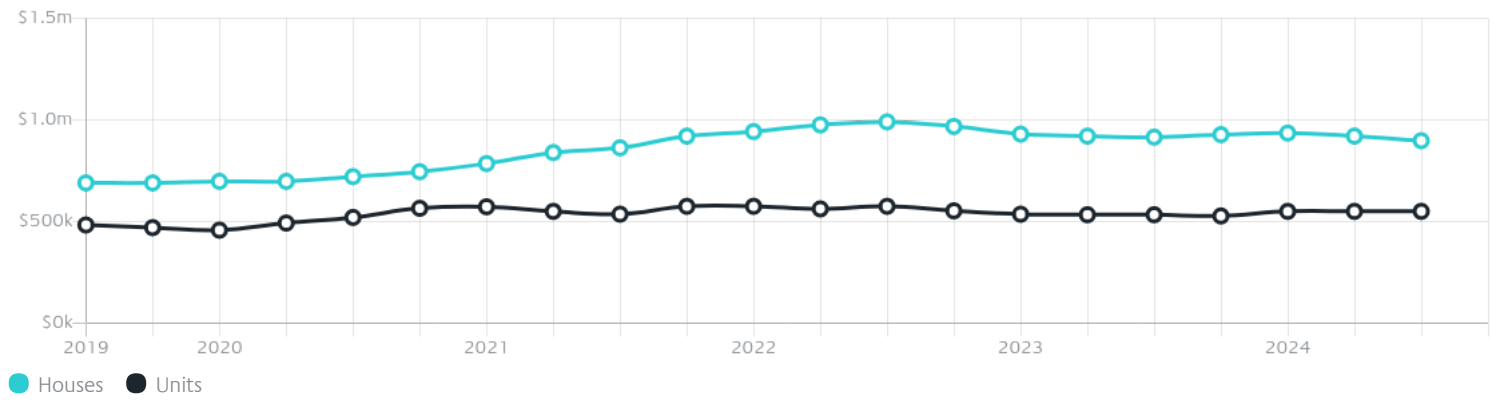
Median

\$550k

Quarterly Price Change

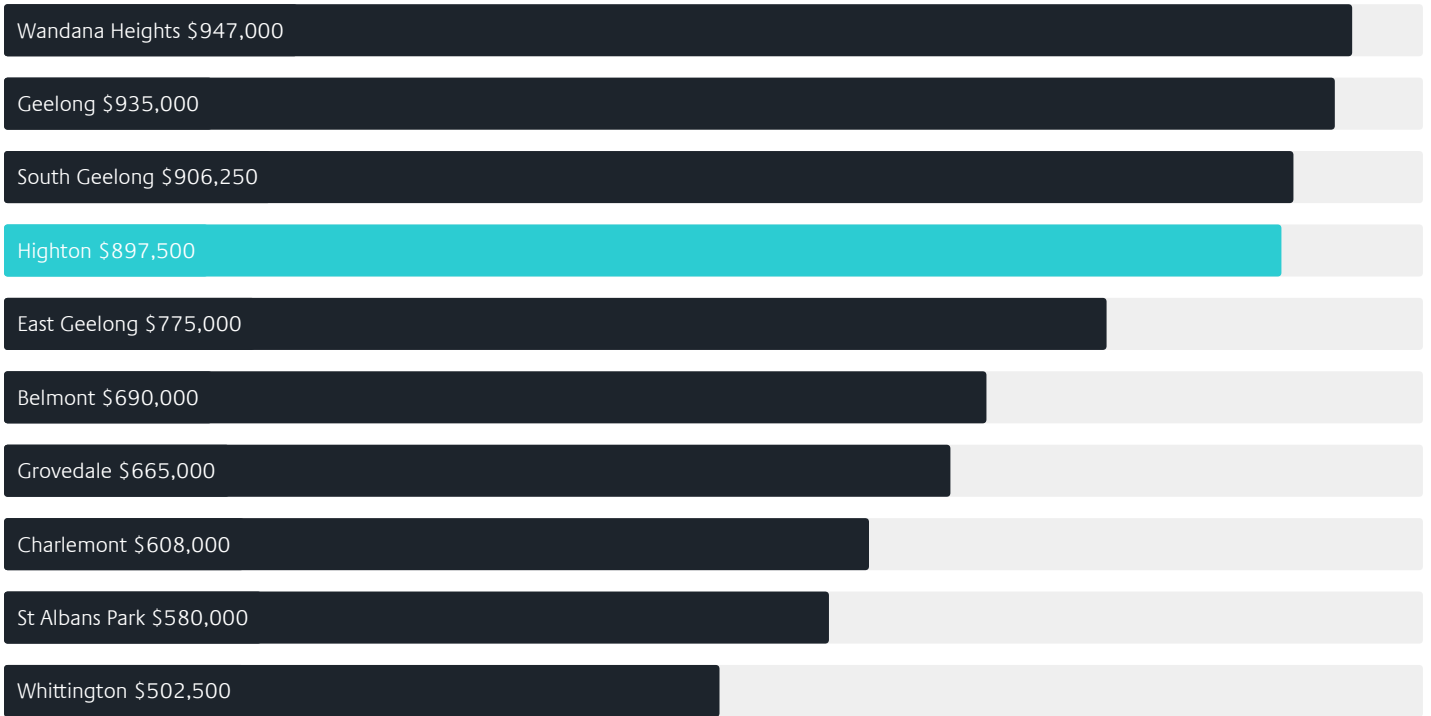
0.00% ↓

Quarterly Price Change*




Surrounding Suburbs

Median House Sale Price*



Median Unit Sale Price*



Sales Snapshot

Sale Method^{*}



● Auction 19%
● Private 81%

Auction Clearance Rate^{*}

70.59%

Median Days on Market[^]

32 days

Average Hold Period^{*}

6.9 years

Insights

Dwelling Type[^]



● Houses 87% ● Units 13%

Ownership[^]



● Owned Outright 41% ● Mortgaged 41% ● Rented 18%

Population[^]

20,736

Median Asking Rent per week^{*}

\$550

Median Age[^]

39 years

Rental Yield^{*}













3.2%

Median Household Size[^]













2.6 people

Sold Properties~













Discover a snapshot of the most recent results for this suburb, to view the full 12 months of sales history, please go to jellisraig.com.au/suburbinsights

Address	Bedrooms	Type	Price	Sold
 18/27-29 Montague St Highton	2	Unit	\$418,000	26 Nov 2024
 136 Barrabool Rd Highton	4	House	\$725,000	19 Nov 2024
 18 Cheam Wlk Highton	4	House	\$761,000	18 Nov 2024
 1/150 South Valley Rd Highton	2	Unit	\$517,000	17 Nov 2024
 2 Kindale Ct Highton	4	House	\$836,000	14 Nov 2024
 5/271 Roslyn Rd Highton	2	Unit	\$460,000	12 Nov 2024
 33 Belle Vue Av Highton	3	House	\$840,000	09 Nov 2024
 4 Sherwood Ct Highton	3	House	\$912,500	08 Nov 2024
 1 Baum Cr Highton	4	House	\$860,000	02 Nov 2024
 31 Thornhill Rd Highton	3	House	\$675,000	01 Nov 2024
 1/7 Victory Way Highton	2	House	\$605,000	31 Oct 2024
 13-15 Northbridge Rd Highton	5	House	\$1,400,000	29 Oct 2024

Sold Properties~

Address	Bedrooms	Type	Price	Sold
 22 Mosman Way Highton	0	Land	\$442,500	28 Oct 2024
 83 Dryden Way Highton	4	House	\$1,035,000	25 Oct 2024
 10 Valencay Av Highton	4	House	\$1,300,000	25 Oct 2024
 10 Highland Way Highton	5	House	\$1,190,000	24 Oct 2024
 4 Northbridge Rd Highton	4	House	\$812,000	22 Oct 2024
 11b St Elmo Cr Highton	3	House	\$610,000	17 Oct 2024
 7/6 Nelson Av Highton	2	Unit	\$438,000	16 Oct 2024
 8/6 Nelson Av Highton	2	Unit	\$458,000	15 Oct 2024
 17 South Valley Rd Highton	2	House	\$560,000	15 Oct 2024
 2/207 South Valley Rd Highton	3	Townhouse	\$555,000	08 Oct 2024
 53 Victory Way Highton	4	House	\$985,000	08 Oct 2024
 166 South Valley Rd Highton	4	House	\$836,000	08 Oct 2024

Sold Properties~

Address	Bedrooms	Type	Price	Sold
 2/12 Duggan Ct Highton	2	Flat/Unit/Apartment	\$475,000	07 Oct 2024
 2 Wooloodoon Dr Highton	4	House	\$1,300,000	06 Oct 2024
 4 Woodley Ct Highton	4	House	\$785,000	05 Oct 2024
 91 Highland Way Highton	5	House	\$1,505,000	03 Oct 2024
 2 Berry Ct Highton	4	House	\$730,000	03 Oct 2024
 13 Watersedge Tce Highton	5	House	\$1,960,000	02 Oct 2024
 13 Crestmoor Dr Highton	4	House	\$815,000	01 Oct 2024
 7 Pinoak Ct Highton	4	House	\$755,000	01 Oct 2024
 1/17 Jinjella Rd Highton	2	Flat/Unit/Apartment	\$415,000	01 Oct 2024
 3/5 Premier Ct Highton	2	Strata Unit/Flat	\$495,000	30 Sep 2024
 69 Belle Vue Av Highton	3	House	\$707,000	27 Sep 2024
 13 Bruthen Rd Highton	3	House	\$940,000	26 Sep 2024

Jellis Craig

Geelong Office
205 Pakington Street, Geelong West
(03) 5222 7772

jelliscraig.com.au

Data is current as of PDF generation date 01/12/2024

* Updated Quarterly for the past 12 months

^ Updated daily for the past quarter

~ Updated daily: 33 recent results.

This publication contains data, analytics, statistics and other information supplied by PROPERTYDATAONLINE PTY LTD (PropertyData). The data provided in this publication is of a general nature and should not be construed as specific advice or relied upon in lieu of appropriate professional advice.

PropertyData relies upon data supplied by third parties and while the data is checked and reviewed, PropertyData does not warrant the accuracy or completeness of the information to the full extent permitted by the law and excludes all loss or damage howsoever arising (including through negligence) in connection with the data supplied by PropertyData. The State of Victoria owns the copyright in the Property Sales Data and reproduction of that data in any way without the consent of the State of Victoria will constitute a breach of the Copyright Act 1968 (cth). The State of Victoria does not warrant the accuracy or completeness of the Property Sales Data and any person using or relying upon such information does so on the basis that the State of Victoria accepts no responsibility or liability whatsoever for any errors, faults, defects or omissions in the information supplied.