

# *Suburb Report*

Know your neighbourhood.



# Property Prices

## Median House Price\*

Median

**\$886k**

Quarterly Price Change

**-1.55% ↓**

## Median Unit Price\*

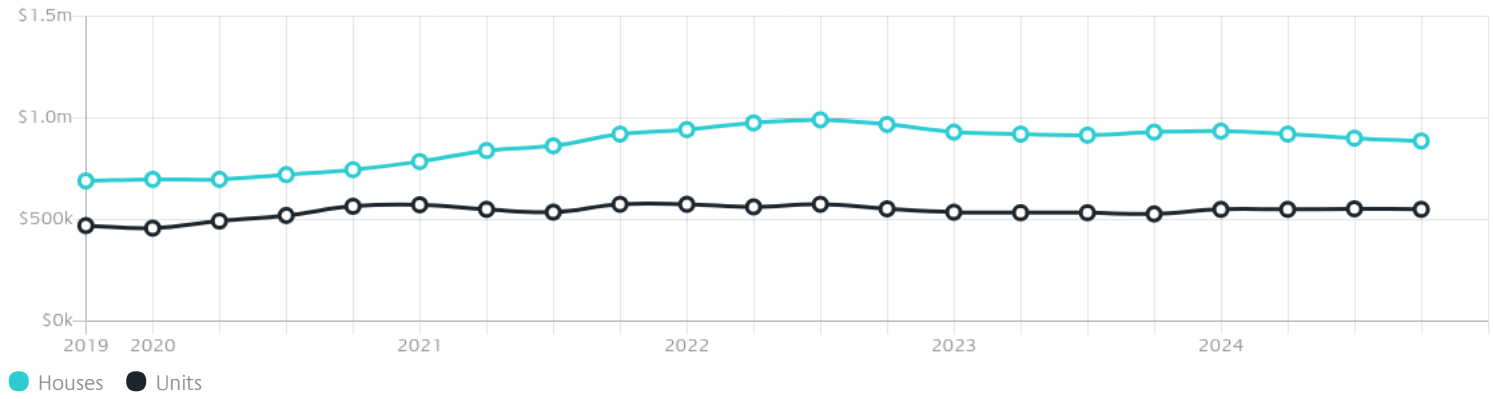
Median

**\$550k**

Quarterly Price Change

**-0.45% ↓**

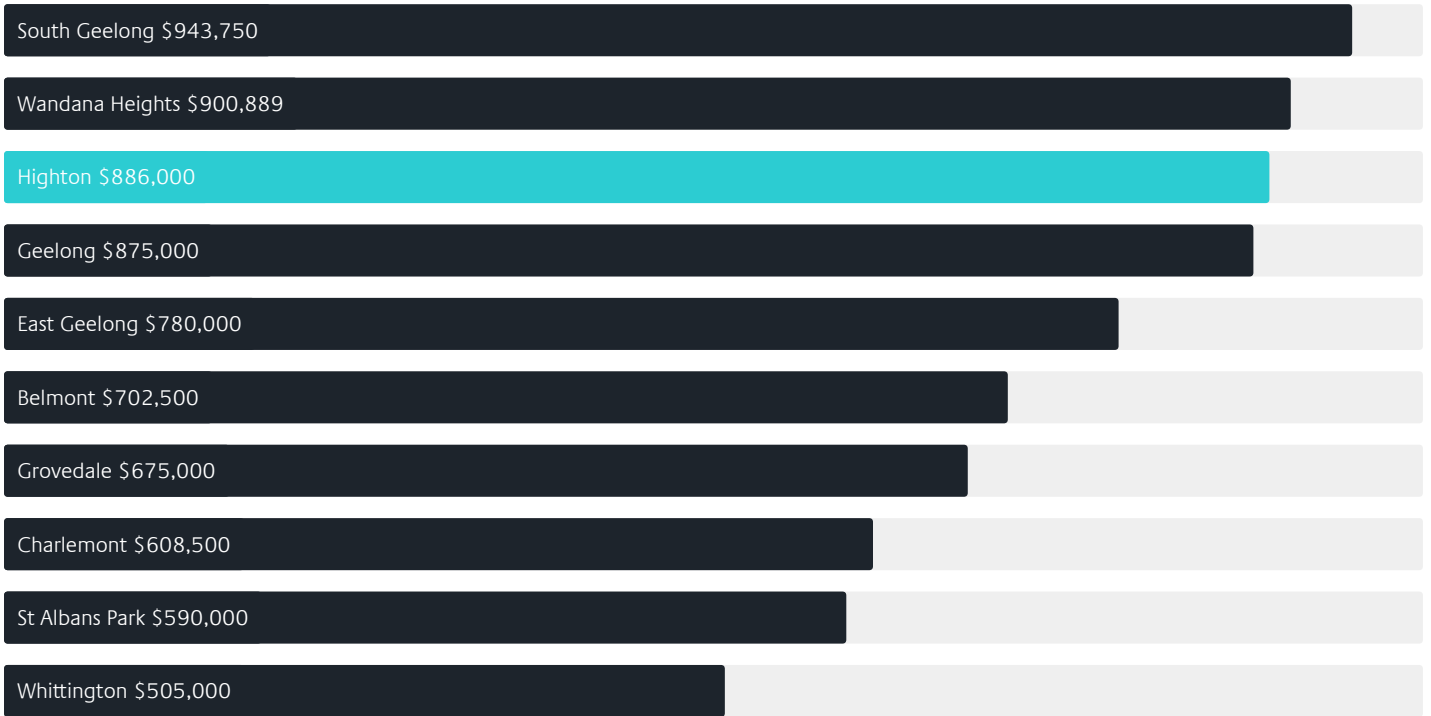
## Quarterly Price Change\*




# Surrounding Suburbs

---

## Median House Sale Price\*



## Median Unit Sale Price\*



# Sales Snapshot

Sale Method<sup>\*</sup>



● Auction 20%  
● Private 80%

Auction Clearance Rate<sup>\*</sup>

72.22%

Median Days on Market<sup>^</sup>

39 days

Average Hold Period<sup>\*</sup>

6.9 years

## Insights

Dwelling Type<sup>^</sup>



● Houses 87% ● Units 13%

Ownership<sup>^</sup>



● Owned Outright 41% ● Mortgaged 41% ● Rented 18%

Population<sup>^</sup>

20,736

Median Asking Rent per week<sup>\*</sup>

\$570

Median Age<sup>^</sup>

39 years

Rental Yield<sup>\*</sup>













3.2%

Median Household Size<sup>^</sup>













2.6 people

# Sold Properties~













Discover a snapshot of the most recent results for this suburb, to view the full 12 months of sales history, please go to [jellisraig.com.au/suburbinsights](https://jellisraig.com.au/suburbinsights)

Address	Bedrooms	Type	Price	Sold
 54 Majestic Dr Highton	4	House	\$1,505,000	07 Jan 2025
 40 Hewat Dr Highton	4	House	\$850,000	19 Dec 2024
 1/9 Elizabeth St Highton	2	Unit	\$390,000	18 Dec 2024
 89 Grantham Dr Highton	4	House	\$885,000	17 Dec 2024
 12 Avondale Av Highton	4	House	\$940,000	16 Dec 2024
 22/27-29 Montague St Highton	2	Townhouse	\$455,000	14 Dec 2024
 6 Harvell Ct Highton	4	House	\$1,000,000	14 Dec 2024
 246 Mt Pleasant Rd Highton	3	House	\$700,000	14 Dec 2024
 13 Roycroft Av Highton	3	House	\$660,000	14 Dec 2024
 3 The Crest Highton	4	House	\$940,000	13 Dec 2024
 2/24 Victory Way Highton	3	House	\$867,500	13 Dec 2024
 5 North Valley Rd Highton	5	House	\$712,500	13 Dec 2024

# Sold Properties~

Address	Bedrooms	Type	Price	Sold
 2/165 Barrabool Rd Highton	2	Unit	\$418,000	12 Dec 2024
 2/251 Roslyn Rd Highton	1	Unit	\$370,000	12 Dec 2024
 5 Queens Park Rd Highton	4	House	\$825,000	10 Dec 2024
 4/127 Barrabool Rd Highton	2	House	\$575,000	10 Dec 2024
 48 Springdale Rise Highton	3	Townhouse	\$720,000	10 Dec 2024
 6 Granby Cr Highton	4	House	\$820,000	07 Dec 2024
 33 Ferndale Pde Highton	3	House	\$810,000	05 Dec 2024
 26 Aitkenside Av Highton	4	House	\$945,000	04 Dec 2024
 3 Leilani Ct Highton	3	House	\$1,135,000	02 Dec 2024
 108 Province Blvd Highton	1	House	\$740,000	02 Dec 2024
 1 Ficinia Mews Highton	4	House	\$830,000	27 Nov 2024
 18/27-29 Montague St Highton	2	Unit	\$418,000	26 Nov 2024

# Sold Properties~

Address	Bedrooms	Type	Price	Sold
 1/15 Augustine Dr Highton	2	Flat/Unit/Apartment	\$520,000	25 Nov 2024
 6/153 Barrabool Rd Highton	3	House	\$710,000	25 Nov 2024
 136 Barrabool Rd Highton	4	House	\$725,000	19 Nov 2024
 18 Cheam Wlk Highton	4	House	\$761,000	18 Nov 2024
 1/150 South Valley Rd Highton	2	Unit	\$517,000	17 Nov 2024
 2 Kindale Ct Highton	4	House	\$836,000	14 Nov 2024
 5/271 Roslyn Rd Highton	2	Unit	\$460,000	12 Nov 2024
 13/1-3 Basin Rise Highton	2	Townhouse	\$645,000	12 Nov 2024
 7 Summerhill Tce Highton	4	House	\$1,125,000	11 Nov 2024
 137 Stoneleigh Cr Highton	3	House	\$760,000	11 Nov 2024
 33 Belle Vue Av Highton	3	House	\$840,000	09 Nov 2024
 4 Sherwood Ct Highton	3	House	\$912,500	08 Nov 2024



Geelong Office  
205 Pakington Street, Geelong West  
(03) 5222 7772

[jelliscraig.com.au](http://jelliscraig.com.au)

Data is current as of PDF generation date 20/01/2025

\* Updated Quarterly for the past 12 months

^ Updated daily for the past quarter

~ Updated daily: 33 recent results.

This publication contains data, analytics, statistics and other information supplied by PROPERTYDATAONLINE PTY LTD (PropertyData). The data provided in this publication is of a general nature and should not be construed as specific advice or relied upon in lieu of appropriate professional advice.

PropertyData relies upon data supplied by third parties and while the data is checked and reviewed, PropertyData does not warrant the accuracy or completeness of the information to the full extent permitted by the law and excludes all loss or damage howsoever arising (including through negligence) in connection with the data supplied by PropertyData. The State of Victoria owns the copyright in the Property Sales Data and reproduction of that data in any way without the consent of the State of Victoria will constitute a breach of the Copyright Act 1968 (cth). The State of Victoria does not warrant the accuracy or completeness of the Property Sales Data and any person using or relying upon such information does so on the basis that the State of Victoria accepts no responsibility or liability whatsoever for any errors, faults, defects or omissions in the information supplied.