

## *Suburb Report*

Know your neighbourhood.



# Property Prices

## Median House Price\*

Median

**\$900k**

Quarterly Price Change

**1.29% ↑**

## Median Unit Price\*

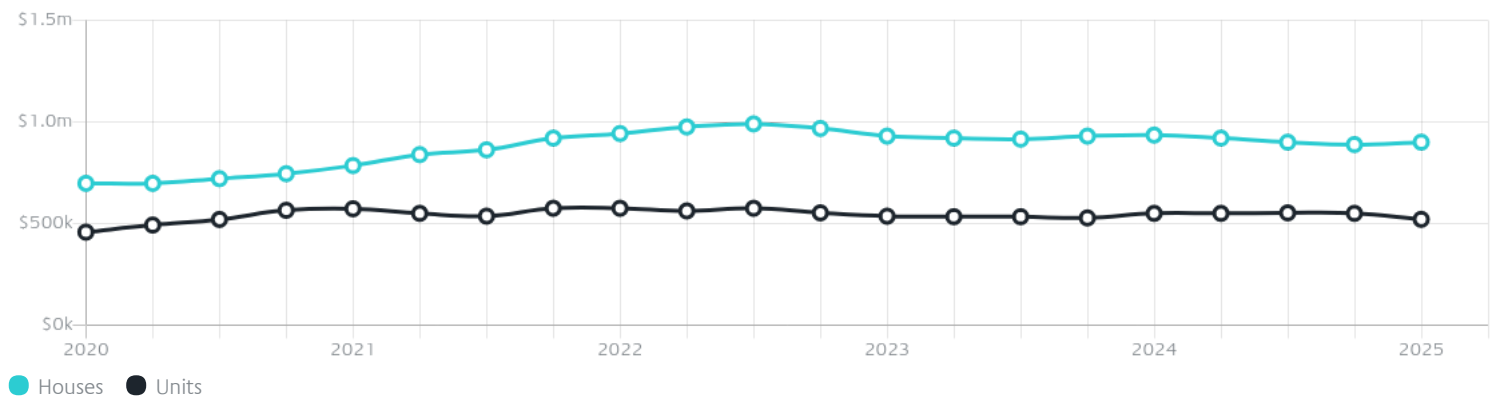
Median

**\$521k**

Quarterly Price Change

**-5.36% ↓**

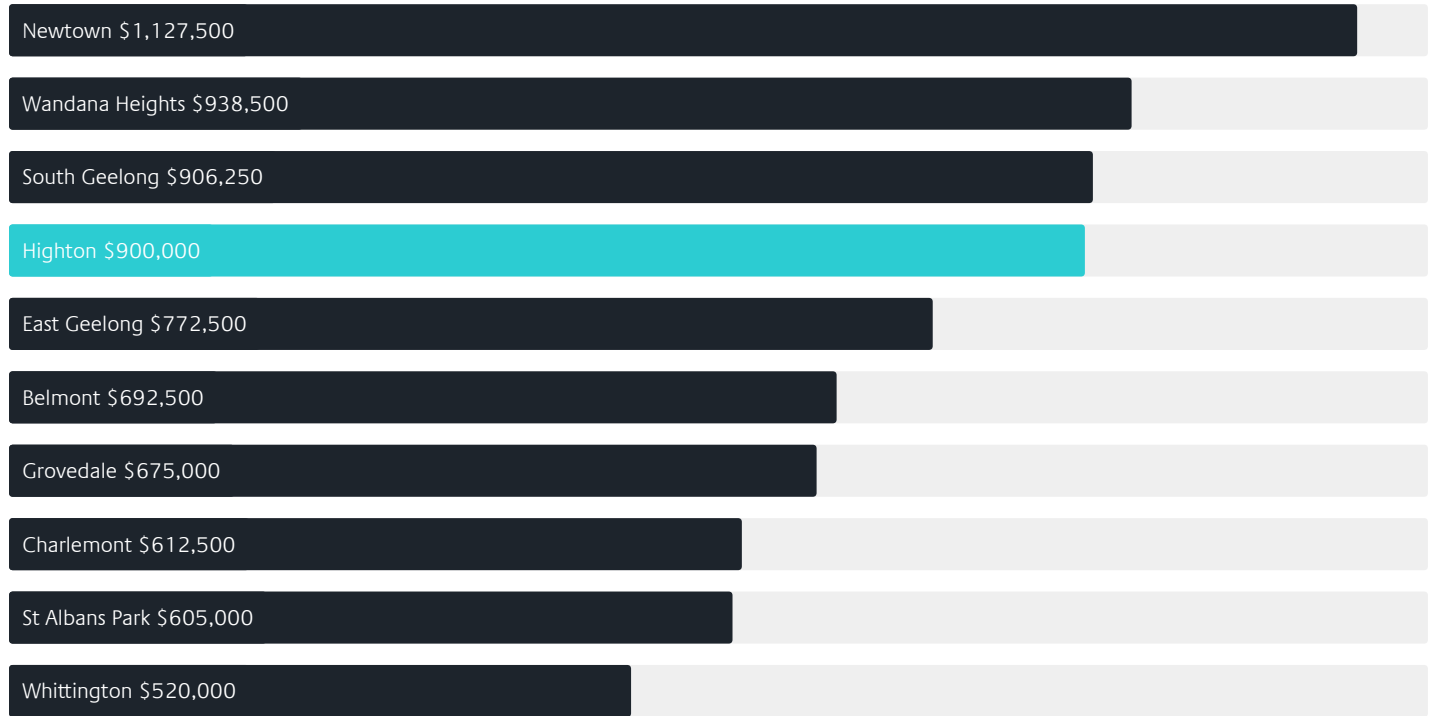
## Quarterly Price Change\*




# Surrounding Suburbs

---

## Median House Sale Price\*



## Median Unit Sale Price\*



# Sales Snapshot

Sale Method<sup>\*</sup>



● Auction 14%  
● Private 86%

Auction Clearance Rate<sup>\*</sup>

78.57%

Median Days on Market<sup>^</sup>

35 days

Average Hold Period<sup>\*</sup>

6.9 years

# Insights

Dwelling Type<sup>^</sup>



● Houses 87% ● Units 13%

Ownership<sup>^</sup>



● Owned Outright 41% ● Mortgaged 41% ● Rented 18%

Population<sup>^</sup>

20,736

Median Asking Rent per week<sup>\*</sup>

\$555

Median Age<sup>^</sup>

39 years

Rental Yield<sup>\*</sup>













3.2%

Median Household Size<sup>^</sup>













2.6 people

# Sold Properties~













Discover a snapshot of the most recent results for this suburb, to view the full 12 months of sales history, please go to [jellisraig.com.au/suburbinsights](https://jellisraig.com.au/suburbinsights)

Address	Bedrooms	Type	Price	Sold
 34 Lansbury Cr Highton	5	House	\$1,030,000	30 Jun 2025
 2/7 Cheam Wlk Highton	2	House	\$552,500	27 Jun 2025
 17 Clifford St Highton	3	House	\$890,000	23 Jun 2025
 7 Northbridge Rd Highton	4	House	\$785,000	23 Jun 2025
 32 Cara Rd Highton	5	House	\$890,000	21 Jun 2025
 4-6 Cobb Ct Highton	4	House	\$1,075,000	20 Jun 2025
 53 Broughton Dr Highton	2	House	\$562,000	17 Jun 2025
 4/25 North Valley Rd Highton	2	House	\$470,000	17 Jun 2025
 10 Strickland Av Highton	3	House	\$728,000	17 Jun 2025
 7 Regal St Highton	5	House	\$739,000	17 Jun 2025
 2/10 Barwon Blvd Highton	2	Unit	\$635,000	13 Jun 2025
 3 Aringa Av HIGHTON	3	House	\$980,000	12 Jun 2025

# Sold Properties~

Address		Bedrooms	Type	Price	Sold
	11 Knollbrook Cl Highton	3	House	\$915,000	11 Jun 2025
	29 Brassey Av Highton	3	House	\$805,000	10 Jun 2025
	10 Remony Av Highton	3	House	\$1,300,000	09 Jun 2025
	34 Fogarty Av Highton	3	House	\$910,000	07 Jun 2025
	20 Elizabeth St Highton	4	House	\$777,000	06 Jun 2025
	5/20 Ficinia Mews Highton	1	Apartment	\$230,000	03 Jun 2025
	8 Cara Rd Highton	4	House	\$862,000	31 May 2025
	84 Reigate Rd Highton	5	House	\$800,000	30 May 2025
	105 Glastonbury Dr Highton	3	House	\$795,000	30 May 2025
	6/27-29 Montague St Highton	1	Unit	\$355,000	29 May 2025
	13 Murray St Highton	4	House	\$815,000	29 May 2025
	27 Senior Ct Highton	4	House	\$821,000	28 May 2025

# Sold Properties~

Address	Bedrooms	Type	Price	Sold
 6 Highbett Rd Highton	4	House	\$1,065,000	23 May 2025
 147 Stoneleigh Cr Highton	4	House	\$985,000	23 May 2025
 20 Northam Av Highton	5	House	\$720,000	21 May 2025
 14 Carramar Ct Highton	2	House	\$640,000	21 May 2025
 13/27-29 Montague St Highton	2	Unit	\$420,000	20 May 2025
 27 Ferndale Pde Highton	3	House	\$802,000	17 May 2025
 5 Northam Av Highton	3	House	\$660,000	16 May 2025
 3/11 Jinjella Rd Highton	3	House	\$850,000	15 May 2025
 12 Hewat Dr Highton	3	House	\$650,000	13 May 2025
 3 Pinecrest Dr Highton	4	House	\$825,000	09 May 2025
 7/220 South Valley Rd Highton	3	Townhouse	\$674,000	08 May 2025
 38 Jessica Way Highton	3	House	\$1,012,000	06 May 2025



Geelong Office  
205 Pakington Street, Geelong West  
(03) 5222 7772

[jelliscraig.com.au](http://jelliscraig.com.au)

Data is current as of PDF generation date 01/07/2025

\* Updated Quarterly for the past 12 months

^ Updated daily for the past quarter

~ Updated daily: 33 recent results.

This publication contains data, analytics, statistics and other information supplied by PROPERTYDATAONLINE PTY LTD (PropertyData). The data provided in this publication is of a general nature and should not be construed as specific advice or relied upon in lieu of appropriate professional advice.

PropertyData relies upon data supplied by third parties and while the data is checked and reviewed, PropertyData does not warrant the accuracy or completeness of the information to the full extent permitted by the law and excludes all loss or damage howsoever arising (including through negligence) in connection with the data supplied by PropertyData. The State of Victoria owns the copyright in the Property Sales Data and reproduction of that data in any way without the consent of the State of Victoria will constitute a breach of the Copyright Act 1968 (cth). The State of Victoria does not warrant the accuracy or completeness of the Property Sales Data and any person using or relying upon such information does so on the basis that the State of Victoria accepts no responsibility or liability whatsoever for any errors, faults, defects or omissions in the information supplied.