

Suburb Report

Know your neighbourhood.



Property Prices

Median House Price*

Median

\$886k

Quarterly Price Change

-1.55% ↓

Median Unit Price*

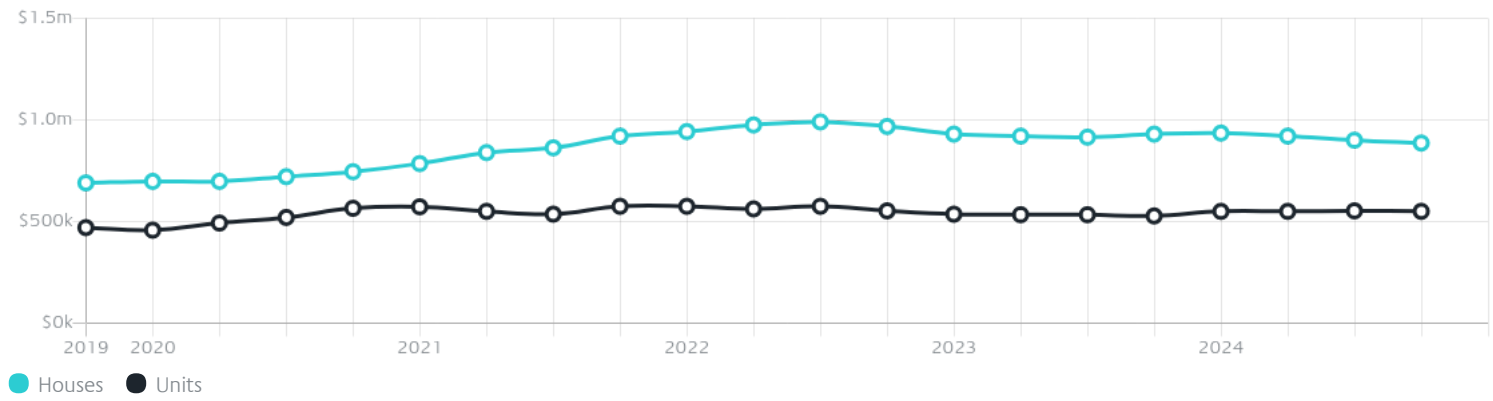
Median

\$550k

Quarterly Price Change

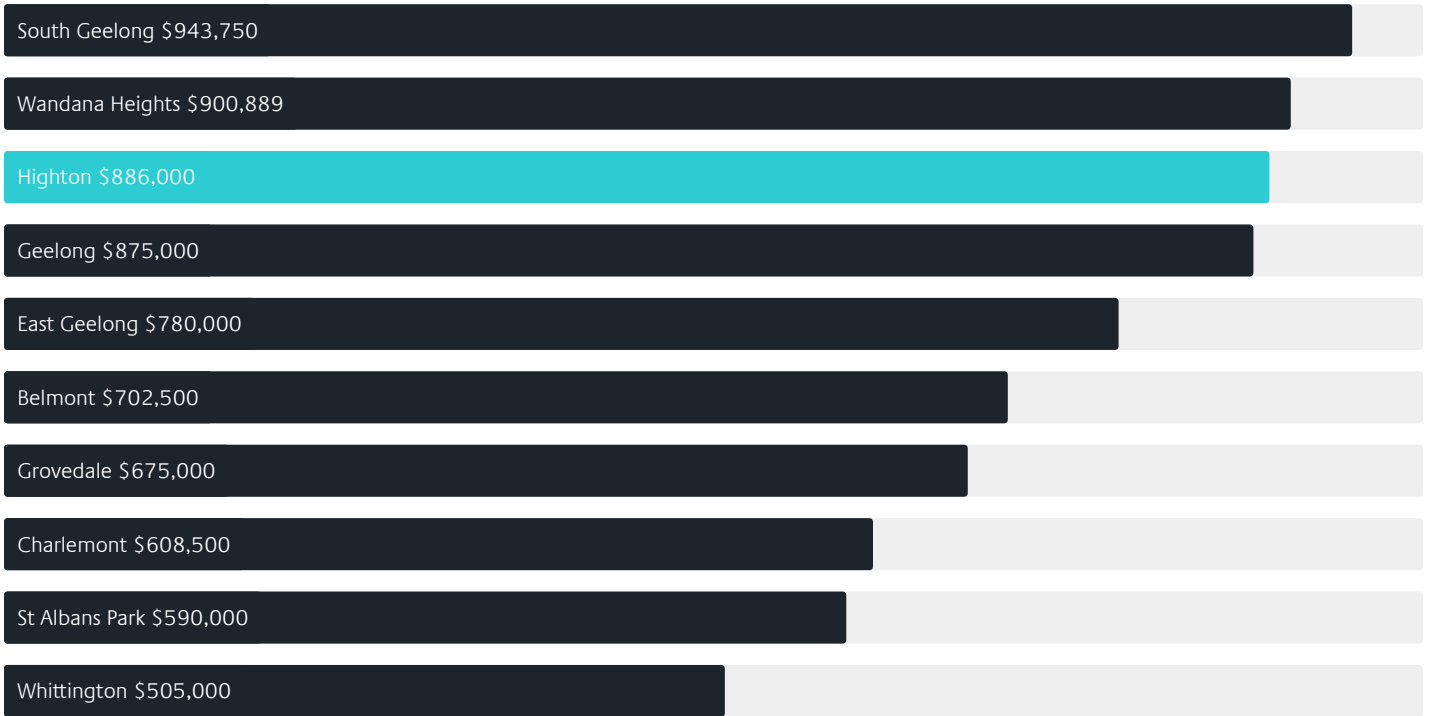
-0.45% ↓

Quarterly Price Change*




Surrounding Suburbs

Median House Sale Price*



Median Unit Sale Price*



Sales Snapshot

Sale Method^{*}



● Auction 14%
● Private 86%

Auction Clearance Rate^{*}

72.73%

Median Days on Market[^]

44 days

Average Hold Period^{*}

6.9 years

Insights

Dwelling Type[^]



● Houses 87% ● Units 13%

Ownership[^]



● Owned Outright 41% ● Mortgaged 41% ● Rented 18%

Population[^]

20,736

Median Asking Rent per week^{*}

\$570

Median Age[^]

39 years

Rental Yield^{*}













3.2%

Median Household Size[^]

2.6 people













Sold Properties~

Discover a snapshot of the most recent results for this suburb, to view the full 12 months of sales history, please go to jellisraig.com.au/suburbinsights

Address	Bedrooms	Type	Price	Sold
 23 Hihett Rd Highton	4	House	\$1,650,000	15 Feb 2025
 67 Belle Vue Av Highton	3	House	\$625,000	15 Feb 2025
 8/15-16 Jewell Pl HIGHTON	3	House	\$815,000	15 Feb 2025
 24 Knollbrook Cl Highton	3	House	\$975,000	14 Feb 2025
 57 Highland Way Highton	4	House	\$1,225,000	12 Feb 2025
 34 Belle Vue Av Highton	4	House	\$750,000	08 Feb 2025
 3/18 Pinecrest Dr Highton	2	Unit	\$521,000	05 Feb 2025
 108/104 Colac Rd Highton	2	Apartment	\$450,000	05 Feb 2025
 58 Clydesdale Way Highton	3	House	\$1,250,000	05 Feb 2025
 2/13 Oakhill Av Highton	3	Unit	\$630,000	05 Feb 2025
 12-13 Jewell Pl Highton	4	House	\$1,285,000	04 Feb 2025
 47 Highland Way Highton	4	House	\$1,320,000	04 Feb 2025













HIGHTON SUBURB REPORT

Sold Properties~

Address	Bedrooms	Type	Price	Sold
 161 Barrabool Rd Highton	3	House	\$670,000	31 Jan 2025
 14 Aitkenside Av HIGHTON	4	House	\$935,000	31 Jan 2025
 1/33 Broughton Dr Highton	2	House	\$525,000	29 Jan 2025
 4 Thwaites Cl Highton	3	House	\$600,000	29 Jan 2025
 24 Vanessa Av Highton	3	House	\$1,061,000	24 Jan 2025
 10 Thornbury La Highton	3	House	\$785,000	24 Jan 2025
 1/44 Scenic Rd Highton	2	Townhouse	\$760,000	23 Jan 2025
 12 Conway Ct Highton	3	House	\$630,000	23 Jan 2025
 2/133 Barrabool Rd Highton	2	Unit	\$477,000	22 Jan 2025
 10 Keram Cr HIGHTON	3	House	\$1,070,000	21 Jan 2025
 3/114 South Valley Rd Highton	2	Flat/Unit/Apartment	\$689,450	20 Jan 2025
 2/1 Linthwaite Cl Highton	2	Townhouse	\$520,000	17 Jan 2025

HIGHTON SUBURB REPORT

Sold Properties~

Address	Bedrooms	Type	Price	Sold
 3 Kinther Ct Highton	3	House	\$1,112,500	17 Jan 2025
 3/145 Barrabool Rd Highton	2	Flat/Unit/Apartment	\$279,000	15 Jan 2025
 20 Daly Blvd Highton	4	House	\$799,000	14 Jan 2025
 8 Elmsford Ct Highton	3	House	\$660,000	13 Jan 2025
 54 Majestic Dr Highton	4	House	\$1,505,000	07 Jan 2025
 52 Augustine Dr Highton	3	House	\$617,000	03 Jan 2025
 31 Challambra Cr Highton	4	House	\$1,100,000	21 Dec 2024
 266 Roslyn Rd HIGHTON	3	House	\$760,000	21 Dec 2024
 49 Buckley Falls Rd Highton	4	House	\$1,285,000	20 Dec 2024
 1/3 Hillary Ct Highton	2	Flat/Unit/Apartment	\$730,000	20 Dec 2024
 40 Hewat Dr Highton	4	House	\$850,000	19 Dec 2024
 1/9 Elizabeth St Highton	2	Unit	\$390,000	18 Dec 2024

Jellis Craig

Geelong Office
205 Pakington Street, Geelong West
(03) 5222 7772

jellisraig.com.au

Data is current as of PDF generation date 01/03/2025

* Updated Quarterly for the past 12 months

^ Updated daily for the past quarter

~ Updated daily: 33 recent results.

This publication contains data, analytics, statistics and other information supplied by PROPERTYDATAONLINE PTY LTD (PropertyData). The data provided in this publication is of a general nature and should not be construed as specific advice or relied upon in lieu of appropriate professional advice.

PropertyData relies upon data supplied by third parties and while the data is checked and reviewed, PropertyData does not warrant the accuracy or completeness of the information to the full extent permitted by the law and excludes all loss or damage howsoever arising (including through negligence) in connection with the data supplied by PropertyData. The State of Victoria owns the copyright in the Property Sales Data and reproduction of that data in any way without the consent of the State of Victoria will constitute a breach of the Copyright Act 1968 (cth). The State of Victoria does not warrant the accuracy or completeness of the Property Sales Data and any person using or relying upon such information does so on the basis that the State of Victoria accepts no responsibility or liability whatsoever for any errors, faults, defects or omissions in the information supplied.