

## *Suburb Report*

Know your neighbourhood.



# Property Prices

## Median House Price\*

Median

**\$900k**

Quarterly Price Change

**1.29% ↑**

## Median Unit Price\*

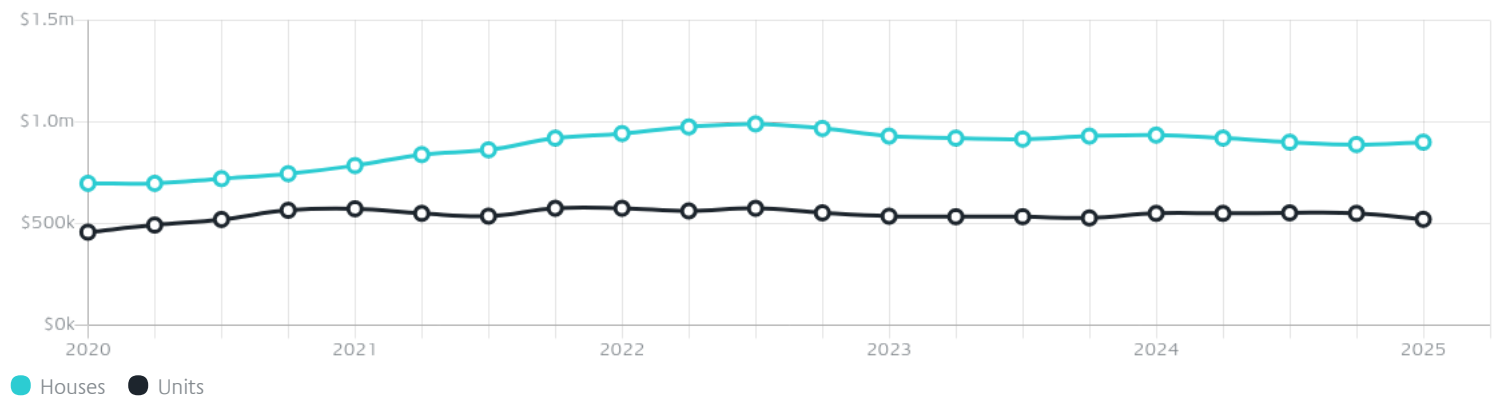
Median

**\$521k**

Quarterly Price Change

**-5.36% ↓**

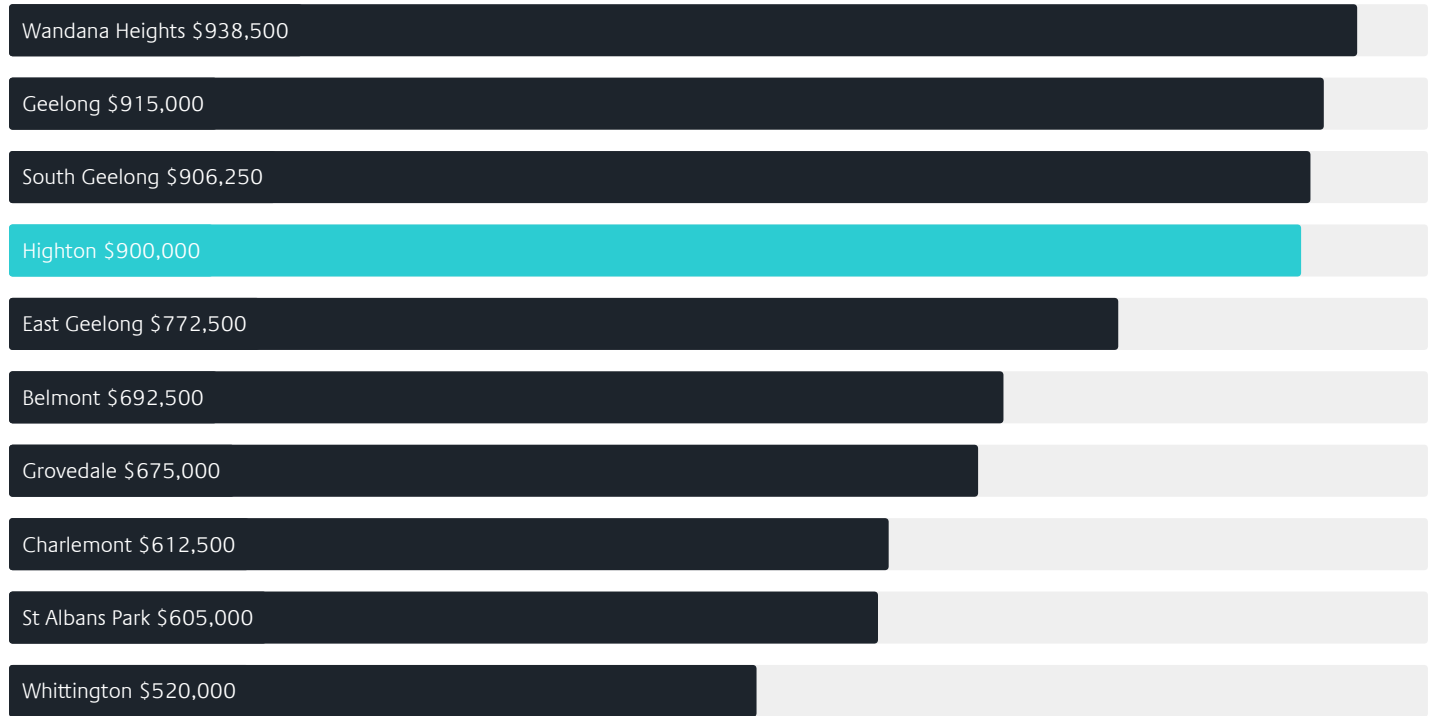
## Quarterly Price Change\*




# Surrounding Suburbs

---

## Median House Sale Price\*



## Median Unit Sale Price\*



# Sales Snapshot

Sale Method<sup>\*</sup>



● Auction 13%  
● Private 88%

Auction Clearance Rate<sup>\*</sup>

72.73%

Median Days on Market<sup>^</sup>

31 days

Average Hold Period<sup>\*</sup>

6.9 years

## Insights

Dwelling Type<sup>^</sup>



● Houses 87% ● Units 13%

Ownership<sup>^</sup>



● Owned Outright 41% ● Mortgaged 41% ● Rented 18%

Population<sup>^</sup>

20,736

Median Asking Rent per week<sup>\*</sup>

\$555

Median Age<sup>^</sup>

39 years

Rental Yield<sup>\*</sup>













3.2%

Median Household Size<sup>^</sup>













2.6 people

# Sold Properties~













Discover a snapshot of the most recent results for this suburb, to view the full 12 months of sales history, please go to [jellisicraig.com.au/suburbinsights](https://jellisicraig.com.au/suburbinsights)

Address	Bedrooms	Type	Price	Sold
 2 Hendriks Ct Highton	4	House	\$910,000	26 Apr 2025
 164 Thornhill Rd Highton	4	House	\$1,192,000	25 Apr 2025
 125 Thornhill Rd Highton	6	House	\$790,000	17 Apr 2025
 183 Mt Pleasant Rd Highton	3	House	\$885,000	15 Apr 2025
 6 Annmaree Rd Highton	4	House	\$1,220,000	15 Apr 2025
 11 Amooore Av Highton	3	House	\$531,000	12 Apr 2025
 2/260 Roslyn Rd Highton	3	Townhouse	\$700,000	08 Apr 2025
 1/37 Hutcheson Av Highton	2	Unit	\$502,000	07 Apr 2025
 11 Thwaites Cl Highton	6	House	\$810,000	04 Apr 2025
 1/14 Belle Vue Av HIGHTON	2	Unit	\$585,000	04 Apr 2025
 2/74 Barrabool Rd Highton	2	Unit	\$500,000	03 Apr 2025
 85 Leigh Rd Highton	4	House	\$1,217,500	02 Apr 2025

# Sold Properties~

Address	Bedrooms	Type	Price	Sold
 1/228 Roslyn Rd Highton	2	Unit	\$385,000	02 Apr 2025
 58 Porter Av HIGHTON	3	House	\$670,000	01 Apr 2025
 39 Fogarty Av Highton	3	House	\$775,000	01 Apr 2025
 19 Patern St Highton	2	House	\$632,000	29 Mar 2025
 15 Amooore Av Highton	3	House	\$700,000	28 Mar 2025
 2/1 Manor Cr Highton	2	Townhouse	\$665,000	26 Mar 2025
 14 Tara Valley La Highton	4	House	\$1,375,000	26 Mar 2025
 13/102 Colac Rd Highton	2	Unit	\$435,000	20 Mar 2025
 6 Wickenby Ct Highton	4	House	\$900,000	17 Mar 2025
 22 Horizon Ct Highton	5	House	\$1,210,000	16 Mar 2025
 16 Summerhill Tce Highton	4	House	\$980,000	15 Mar 2025
 18-20 Wembley La Highton	4	House	\$1,350,000	14 Mar 2025

# Sold Properties~

Address	Bedrooms	Type	Price	Sold
 8 Binbrook Ct Highton	3	House	\$840,000	13 Mar 2025
 15 Fryers Rd Highton	3	House	\$730,000	12 Mar 2025
 7/54 Barrabool Rd Highton	2	Strata Unit/Townhouse	\$530,000	12 Mar 2025
 2-4 Garvey Ct Highton	4	House	\$741,000	11 Mar 2025
 2 Garvey Ct Highton	4	House	\$741,000	11 Mar 2025
 7/6 Hendriks Ct HIGHTON	1	Unit	\$335,000	07 Mar 2025
 6 Garvey Ct Highton	4	House	\$842,000	07 Mar 2025
 5/261 Roslyn Rd Highton	3	Townhouse	\$680,000	07 Mar 2025
 1/54 Daly Blvd Highton	2	Flat/Unit/Apartment	\$490,000	05 Mar 2025
 30 Carroll Rd Highton	5	House	\$1,200,000	28 Feb 2025
 104 South Valley Rd Highton	6	House	\$710,000	28 Feb 2025
 39 Augustine Dr HIGHTON	3	House	\$610,000	25 Feb 2025



Geelong Office  
205 Pakington Street, Geelong West  
(03) 5222 7772

[jelliscraig.com.au](http://jelliscraig.com.au)

Data is current as of PDF generation date 01/05/2025

\* Updated Quarterly for the past 12 months

^ Updated daily for the past quarter

~ Updated daily: 33 recent results.

This publication contains data, analytics, statistics and other information supplied by PROPERTYDATAONLINE PTY LTD (PropertyData). The data provided in this publication is of a general nature and should not be construed as specific advice or relied upon in lieu of appropriate professional advice.

PropertyData relies upon data supplied by third parties and while the data is checked and reviewed, PropertyData does not warrant the accuracy or completeness of the information to the full extent permitted by the law and excludes all loss or damage howsoever arising (including through negligence) in connection with the data supplied by PropertyData. The State of Victoria owns the copyright in the Property Sales Data and reproduction of that data in any way without the consent of the State of Victoria will constitute a breach of the Copyright Act 1968 (cth). The State of Victoria does not warrant the accuracy or completeness of the Property Sales Data and any person using or relying upon such information does so on the basis that the State of Victoria accepts no responsibility or liability whatsoever for any errors, faults, defects or omissions in the information supplied.