

JellisCraig

HIGHTON

Suburb Report

Know your neighbourhood.



HIGHTON SUBURB REPORT

Median House Price*

Median

\$883k

Quarterly Price Change

-1.94% ↓

Median Unit Price*

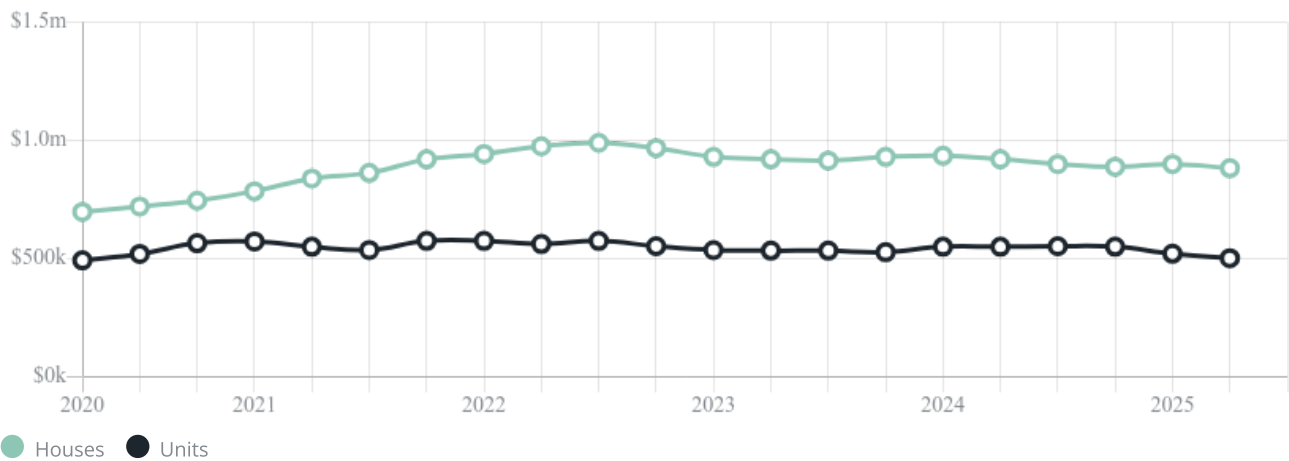
Median

\$502k

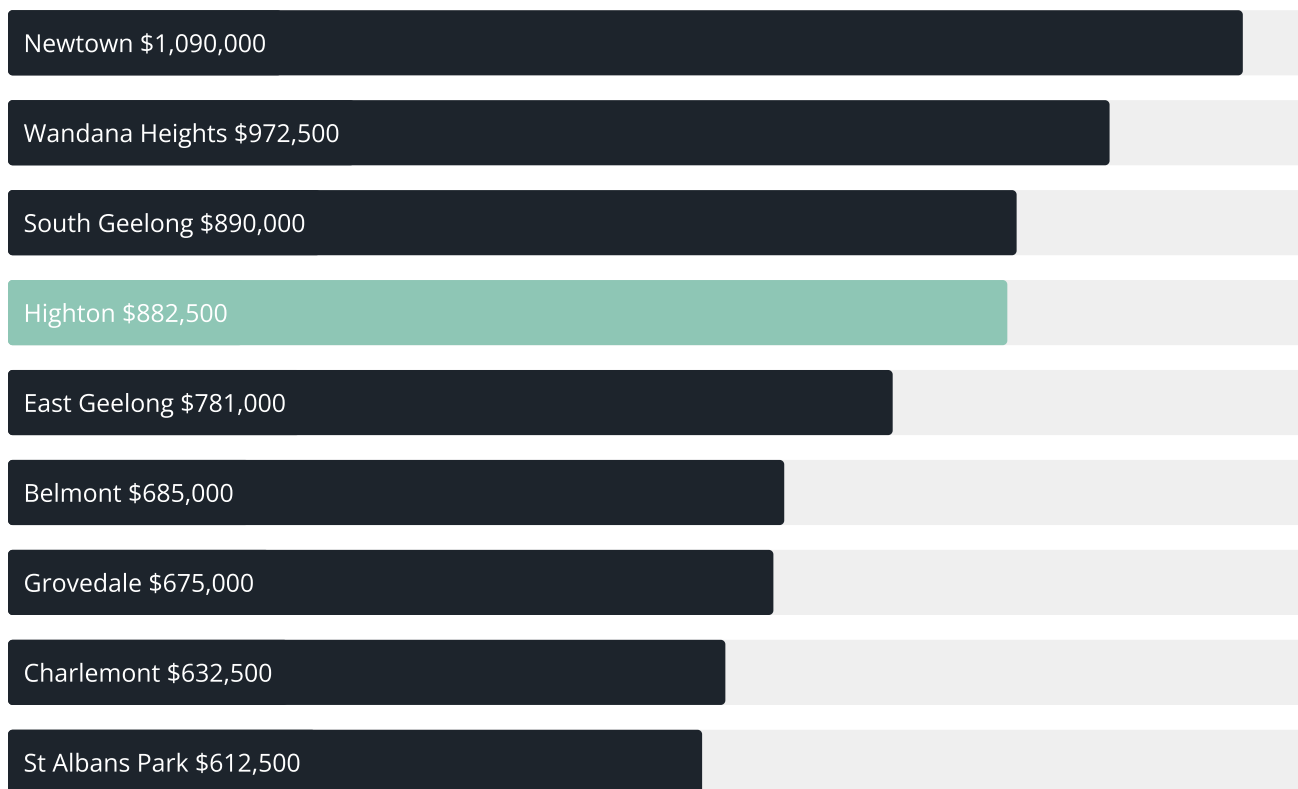
Quarterly Price Change

-3.55% ↓

Quarterly Price Change*



HIGHTON SUBURB REPORT

Median House Sale Price^{*}Median Unit Sale Price^{*}

HIGHTON SUBURB REPORT

Sale Method^{*}

● Auction 5%

● Private 95%

Auction Clearance Rate^{*}

100%

Median Days on Market[^]

42 days

Average Hold Period^{*}

6.9 years

Dwelling Type[^]

● Houses 87%

● Units 13%

Ownership[^]

● Owned Outright 41%

● Mortgaged 41%

● Rented 18%

Population[^]

20,736

Median Asking Rent per week^{*}

\$560

Median Age[^]

39 years

Rental Yield^{*}











3.2%

Median Household Size[^]











2.6 people

HIGHTON SUBURB REPORT











Discover a snapshot of the most recent results for this suburb, to view the full 12 months of sales history, please go to jellisicraig.com.au/suburbinsights

Address	Bedrooms	Type	Price	Sold
 11 Whitten Ct Highton	3	House	\$1,070,000	30 Aug 2025
 6 Bevington Ct HIGHTON	4	House	\$1,410,000	28 Aug 2025
 1/50 Barwon Blvd Highton	2	Unit	\$800,000	22 Aug 2025
 13 Swanbourne Av Highton	4	House	\$1,100,000	21 Aug 2025
 1 Dunsmore Rd Highton	3	House	\$792,500	15 Aug 2025
 33 Fogarty Av Highton	4	House	\$805,000	13 Aug 2025
 4/165 Barrabool Rd HIGHTON	2	Unit	\$595,000	07 Aug 2025
 4 Clydesdale Way Highton	3	House	\$690,000	07 Aug 2025
 5/9 Elizabeth St Highton	1	Unit	\$310,000	05 Aug 2025
 5 Pepperdine Way Highton	4	House	\$976,000	05 Aug 2025

HIGHTON SUBURB REPORT

Address	Bedrooms	Type	Price	Sold
 72 Glastonbury Dr Highton	3	Townhouse	\$598,500	03 Aug 2025
 35 Larcombe St Highton	4	House	\$845,000	30 Jul 2025
 8 Strickland Av Highton	3	House	\$751,000	26 Jul 2025
 82 North Valley Rd Highton	0	Land	\$556,000	25 Jul 2025
 3 Queens Park Rd Highton	4	House	\$1,155,000	23 Jul 2025
 4 Jewell Pl Highton	3	House	\$870,000	23 Jul 2025
 10 Aitkenside Av Highton	4	House	\$1,195,000	23 Jul 2025
 11 Strickland Av Highton	3	House	\$695,000	23 Jul 2025
 138 Barrabool Rd Highton	3	House	\$685,000	22 Jul 2025
 18 Valencay Av Highton	5	House	\$1,320,000	21 Jul 2025

HIGHTON SUBURB REPORT

Address	Bedrooms	Type	Price	Sold
 9 Annmaree Rd Highton	3	House	\$840,000	18 Jul 2025
 5/21 Glastonbury Dr Highton	2	Unit	\$485,000	17 Jul 2025
 74 South Valley Rd Highton	6	House	\$895,000	16 Jul 2025
 37 Grantham Dr Highton	4	House	\$1,055,000	16 Jul 2025
 117/20 Ficinia Mews Highton	1	Flat/Unit/Apartment	\$240,000	14 Jul 2025
 1/10 Basin Rise Highton	2	Unit	\$455,000	08 Jul 2025
 109 South Valley Rd Highton	3	House	\$725,000	08 Jul 2025
 9 Victory Way Highton	4	House	\$856,000	04 Jul 2025
 22 Crestmoor Dr Highton	3	House	\$767,000	04 Jul 2025
 28 Homewood La Highton	2	House	\$600,000	04 Jul 2025



Geelong Office
205 Pakington Street, Geelong West
(03) 5222 7772

jellisrcraig.com.au

Data is current as of PDF generation date 01/09/2025

* Updated Quarterly for the past 12 months

^ Updated daily for the past quarter

~ Updated daily: 33 recent results.

This publication contains data, analytics, statistics and other information supplied by PROPERTYDATAONLINE PTY LTD (PropertyData). The data provided in this publication is of a general nature and should not be construed as specific advice or relied upon in lieu of appropriate professional advice.

PropertyData relies upon data supplied by third parties and while the data is checked and reviewed, PropertyData does not warrant the accuracy or completeness of the information to the full extent permitted by the law and excludes all loss or damage howsoever arising (including through negligence) in connection with the data supplied by PropertyData. The State of Victoria owns the copyright in the Property Sales Data and reproduction of that data in any way without the consent of the State of Victoria will constitute a breach of the Copyright Act 1968 (cth). The State of Victoria does not warrant the accuracy or completeness of the Property Sales Data and any person using or relying upon such information does so on the basis that the State of Victoria accepts no responsibility or liability whatsoever for any errors, faults, defects or omissions in the information supplied.