

# JellisCraig

HUNTINGDALE

## Suburb Report

Know your neighbourhood.



HUNTINGDALE SUBURB REPORT

Median House Price\*

Median

\$1.17m

Quarterly Price Change

-3.47% ↓

Median Unit Price\*

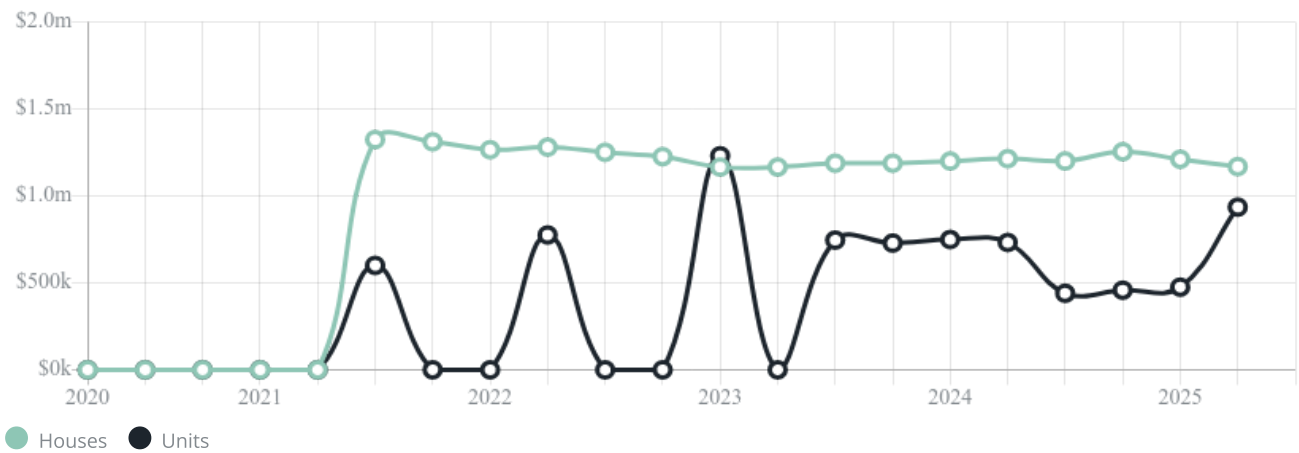
Median

\$935k

Quarterly Price Change

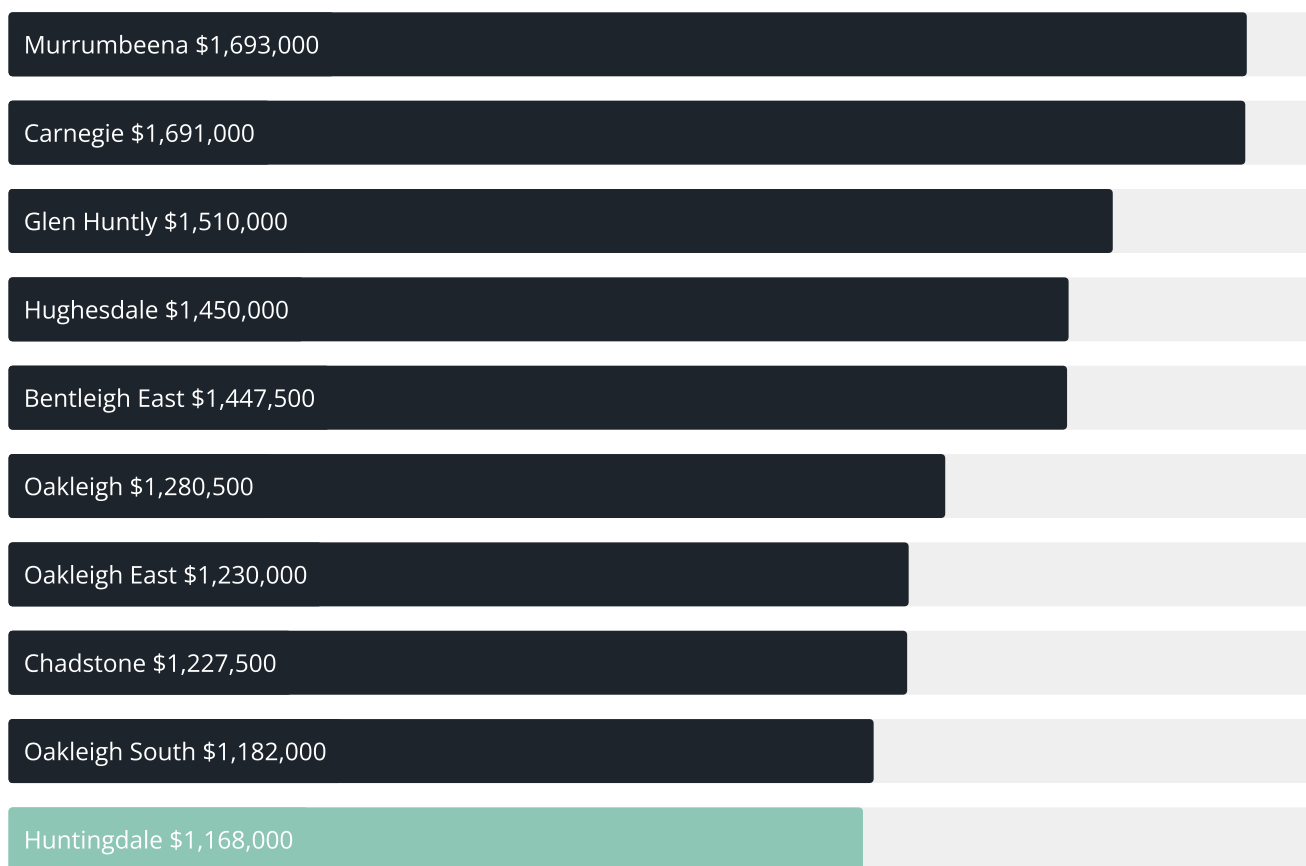
96.84% ↑

Quarterly Price Change\*

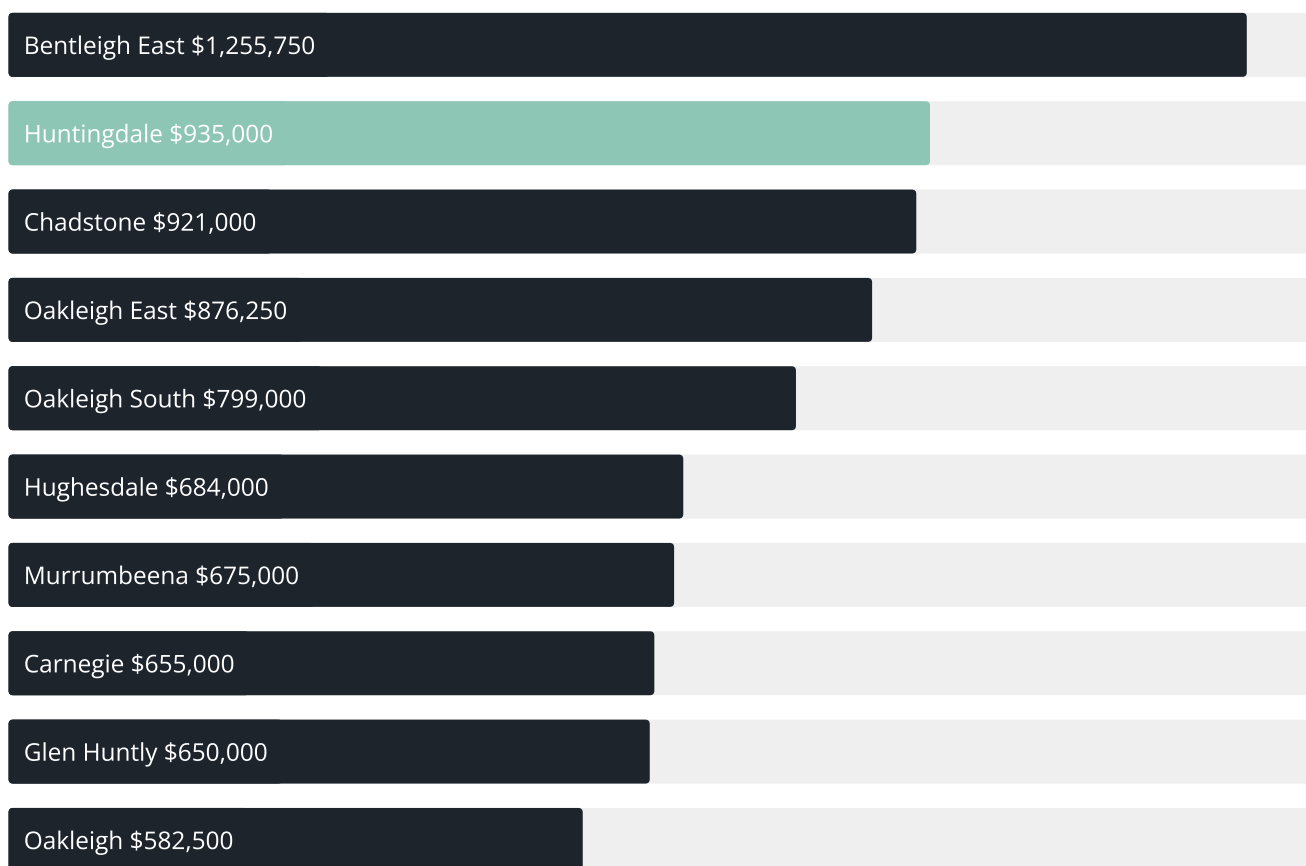


## HUNTINGDALE SUBURB REPORT

## Median House Sale Price\*



## Median Unit Sale Price\*





## HUNTINGDALE SUBURB REPORT

## Sale Method\*



## Auction Clearance Rate\*

100%

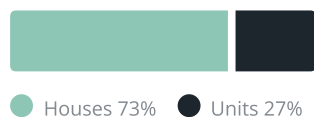
## Median Days on Market^

24 days

## Average Hold Period\*

6.3 years

## Dwelling Type^



## Ownership^



## Population^

1,949

## Median Asking Rent per week\*

\$610

## Population Growth^

4.67%

## Rental Yield\*

2.72%

## Median Age^











35 years

## Median Household Size^











2.7 people

## HUNTINGDALE SUBURB REPORT











Discover a snapshot of the most recent results for this suburb, to view the full 12 months of sales history, please go to [jellisraig.com.au/suburbinsights](http://jellisraig.com.au/suburbinsights)

Address	Bedrooms	Type	Price	Sold
 51 Greville St Huntingdale	3	House	\$1,295,000	23 Jul 2025
 2/5 Greville St Huntingdale	2	Apartment	\$475,000	04 Jul 2025
 2/4 Fenton St Huntingdale	2	Unit	\$849,000	14 Jun 2025
 28/1554-1556 Dandenong Rd Huntingdale	1	Apartment	\$295,000	13 Jun 2025
 1/19 Fenton St Huntingdale	3	House	\$730,000	02 Jun 2025
 5 Ross St Huntingdale	2	House	\$1,325,000	31 May 2025
 1/13 Shafton St Huntingdale	4	Townhouse	\$1,541,000	31 May 2025
 23 Garnett St Huntingdale	3	House	\$1,125,000	30 May 2025
 1604 Dandenong Rd Huntingdale	6	House	\$2,300,000	24 May 2025
 2/19 Fenton St Huntingdale	3	House	\$923,500	05 May 2025

## HUNTINGDALE SUBURB REPORT

Address	Bedrooms	Type	Price	Sold
 41a Berkeley St Huntingdale	3	Townhouse	\$1,110,000	10 Apr 2025
 51 Ross St Huntingdale	3	House	\$1,210,000	29 Mar 2025
 1/1628 Dandenong Rd Huntingdale	3	Townhouse	\$935,000	28 Feb 2025
 2/2 Fenton St Huntingdale	2	Unit	\$975,000	22 Feb 2025
 30 Berkeley St Huntingdale	4	House	\$1,311,000	13 Feb 2025
 22 Fenton St Huntingdale	3	House	\$1,100,000	08 Feb 2025
 6/254 Huntingdale Rd Huntingdale	2	Apartment	\$400,000	17 Jan 2025
 250 Huntingdale Rd Huntingdale	4	House	\$1,150,000	29 Nov 2024
 34 Ross St Huntingdale	3	House	\$1,307,000	16 Nov 2024
 2/17 Shafton St Huntingdale	2	House	\$670,000	09 Nov 2024

## HUNTINGDALE SUBURB REPORT

Address	Bedrooms	Type	Price	Sold
 22 Shafton St Huntingdale	3	House	\$1,451,000	09 Nov 2024
 53 Beauford St Huntingdale	2	House	\$930,000	01 Nov 2024
 11 Berkeley St Huntingdale	4	House	\$1,360,000	26 Oct 2024
 2/47 Beauford St Huntingdale	3	House	\$806,000	12 Oct 2024
 1/47 Beauford St Huntingdale	2	Flat/Unit/Apartment	\$590,000	12 Oct 2024
 5a Fenton St Huntingdale	4	Townhouse	\$1,345,000	05 Oct 2024
 29 Ross St Huntingdale	3	House	\$1,180,000	21 Sep 2024
 1/3 Shafton St Huntingdale	3	House	\$946,000	14 Sep 2024
 29b Greville St Huntingdale	4	Land	\$615,000	31 Aug 2024
 36b Beauford St Huntingdale	4	House	\$1,475,000	17 Aug 2024





[jellisraig.com.au](http://jellisraig.com.au)

Data is current as of PDF generation date 01/08/2025

\* Updated Quarterly for the past 12 months

^ Updated daily for the past quarter

~ Updated daily: 33 recent results.

This publication contains data, analytics, statistics and other information supplied by PROPERTYDATAONLINE PTY LTD (PropertyData). The data provided in this publication is of a general nature and should not be construed as specific advice or relied upon in lieu of appropriate professional advice.

PropertyData relies upon data supplied by third parties and while the data is checked and reviewed, PropertyData does not warrant the accuracy or completeness of the information to the full extent permitted by the law and excludes all loss or damage howsoever arising (including through negligence) in connection with the data supplied by PropertyData. The State of Victoria owns the copyright in the Property Sales Data and reproduction of that data in any way without the consent of the State of Victoria will constitute a breach of the Copyright Act 1968 (cth). The State of Victoria does not warrant the accuracy or completeness of the Property Sales Data and any person using or relying upon such information does so on the basis that the State of Victoria accepts no responsibility or liability whatsoever for any errors, faults, defects or omissions in the information supplied.