

Suburb Report

Know your neighbourhood.



Property Prices

Median House Price*

Median

\$1.21m

Quarterly Price Change

-3.47% ↓

Median Unit Price*

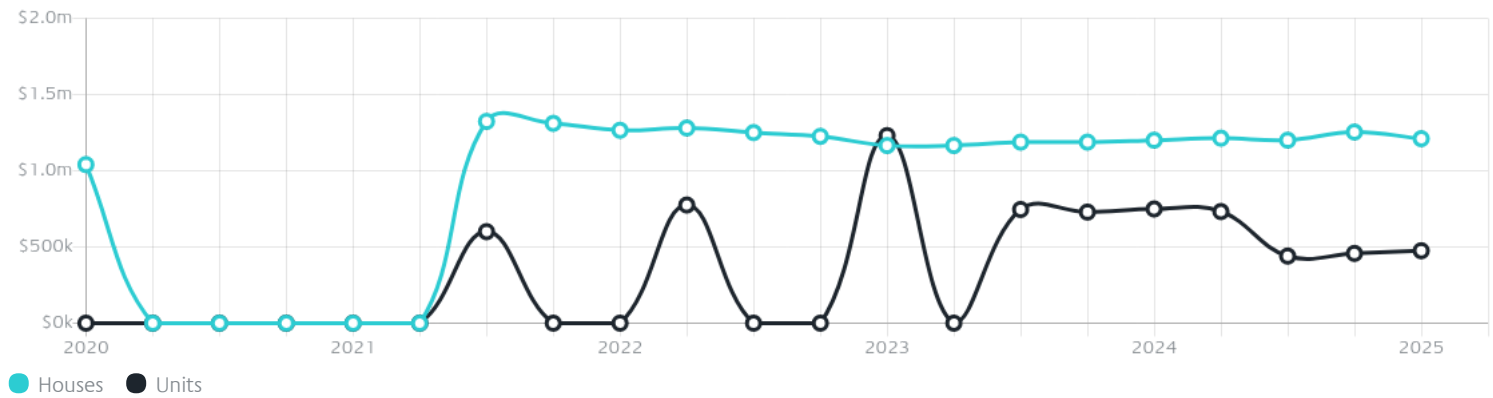
Median

\$475k

Quarterly Price Change

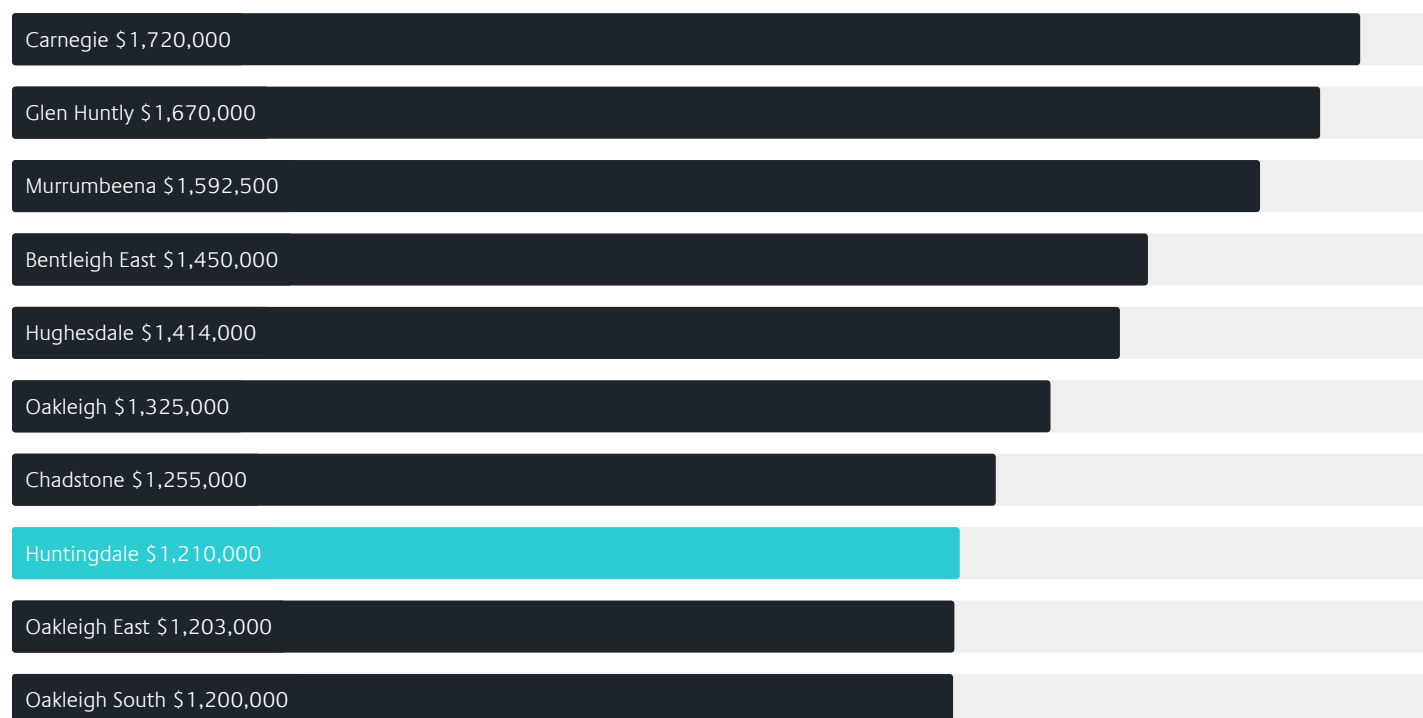
3.82% ↑

Quarterly Price Change*



Surrounding Suburbs

Median House Sale Price*



Median Unit Sale Price*



Sales Snapshot

Sale Method*



● Auction 38%
● Private 63%

Auction Clearance Rate*

100%

Median Days on Market^

15 days

Average Hold Period*

6.3 years

Insights

Dwelling Type^



● Houses 73% ● Units 27%

Ownership^



● Owned Outright 32% ● Mortgaged 39% ● Rented 29%

Population^

1,949

Median Asking Rent per week*

\$600

Population Growth^

4.67%

Rental Yield*

2.72%

Median Age^













35 years

Median Household Size^













2.7 people

Sold Properties~







Discover a snapshot of the most recent results for this suburb, to view the full 12 months of sales history, please go to jellisraig.com.au/suburbinsights

Address	Bedrooms	Type	Price	Sold
 51 Ross St Huntingdale	3	House	\$1,210,000	29 Mar 2025
 1636 Dandenong Rd Huntingdale	1	House	\$280,000	17 Mar 2025
 1/1628 Dandenong Rd Huntingdale	3	Townhouse	\$935,000	28 Feb 2025
 2/2 Fenton St Huntingdale	2	Unit	\$975,000	22 Feb 2025
 30 Berkeley St Huntingdale	4	House	\$1,311,000	13 Feb 2025
 22 Fenton St Huntingdale	3	House	\$1,100,000	08 Feb 2025
 6/254 Huntingdale Rd Huntingdale	2	Apartment	\$400,000	17 Jan 2025
 1620 Dandenong Rd Huntingdale	4	House	\$800,000	14 Jan 2025
 250 Huntingdale Rd Huntingdale	4	House	\$1,150,000	29 Nov 2024
 34 Ross St Huntingdale	3	House	\$1,307,000	16 Nov 2024
 2/17 Shafton St Huntingdale	2	House	\$670,000	09 Nov 2024
 22 Shafton St Huntingdale	3	House	\$1,451,000	09 Nov 2024

Sold Properties~

Address	Bedrooms	Type	Price	Sold
 53 Beauford St Huntingdale	2	House	\$930,000	01 Nov 2024
 11 Berkeley St Huntingdale	4	House	\$1,360,000	26 Oct 2024
 2/47 Beauford St Huntingdale	3	House	\$806,000	12 Oct 2024
 1/47 Beauford St Huntingdale	2	Flat /Unit /Apartment	\$590,000	12 Oct 2024
 5a Fenton St Huntingdale	4	Townhouse	\$1,345,000	05 Oct 2024
 29 Ross St Huntingdale	3	House	\$1,180,000	21 Sep 2024
 1/3 Shafton St Huntingdale	3	House	\$946,000	14 Sep 2024
 29b Greville St Huntingdale	4	Land	\$615,000	31 Aug 2024
 36b Beauford St Huntingdale	4	House	\$1,475,000	17 Aug 2024
 6A Worcester St Huntingdale	3	Townhouse	\$1,100,000	16 Jul 2024
 19 Hargreaves St Huntingdale	3	House	\$1,168,000	06 Jul 2024
 52 Berkeley St Huntingdale	4	House	\$1,321,000	29 Jun 2024

Sold Properties~

Address	Bedrooms	Type	Price	Sold
 53 Ross St Huntingdale	3	House	\$1,560,000	19 Jun 2024
 1/5 Greville St Huntingdale	2	Apartment	\$410,000	13 Jun 2024
 27 Leigh St Huntingdale	3	House	\$1,180,000	01 Jun 2024
 4/5 Greville St Huntingdale	2	Unit	\$435,000	27 May 2024
 3/254 Huntingdale Rd Huntingdale	2	Apartment	\$410,000	09 May 2024
 28B Shafton St Huntingdale	4	Townhouse	\$950,000	04 May 2024



jelliscraig.com.au

Data is current as of PDF generation date 01/05/2025

* Updated Quarterly for the past 12 months

^ Updated daily for the past quarter

~ Updated daily: 33 recent results.

This publication contains data, analytics, statistics and other information supplied by PROPERTYDATAONLINE PTY LTD (PropertyData). The data provided in this publication is of a general nature and should not be construed as specific advice or relied upon in lieu of appropriate professional advice.

PropertyData relies upon data supplied by third parties and while the data is checked and reviewed, PropertyData does not warrant the accuracy or completeness of the information to the full extent permitted by the law and excludes all loss or damage howsoever arising (including through negligence) in connection with the data supplied by PropertyData. The State of Victoria owns the copyright in the Property Sales Data and reproduction of that data in any way without the consent of the State of Victoria will constitute a breach of the Copyright Act 1968 (cth). The State of Victoria does not warrant the accuracy or completeness of the Property Sales Data and any person using or relying upon such information does so on the basis that the State of Victoria accepts no responsibility or liability whatsoever for any errors, faults, defects or omissions in the information supplied.