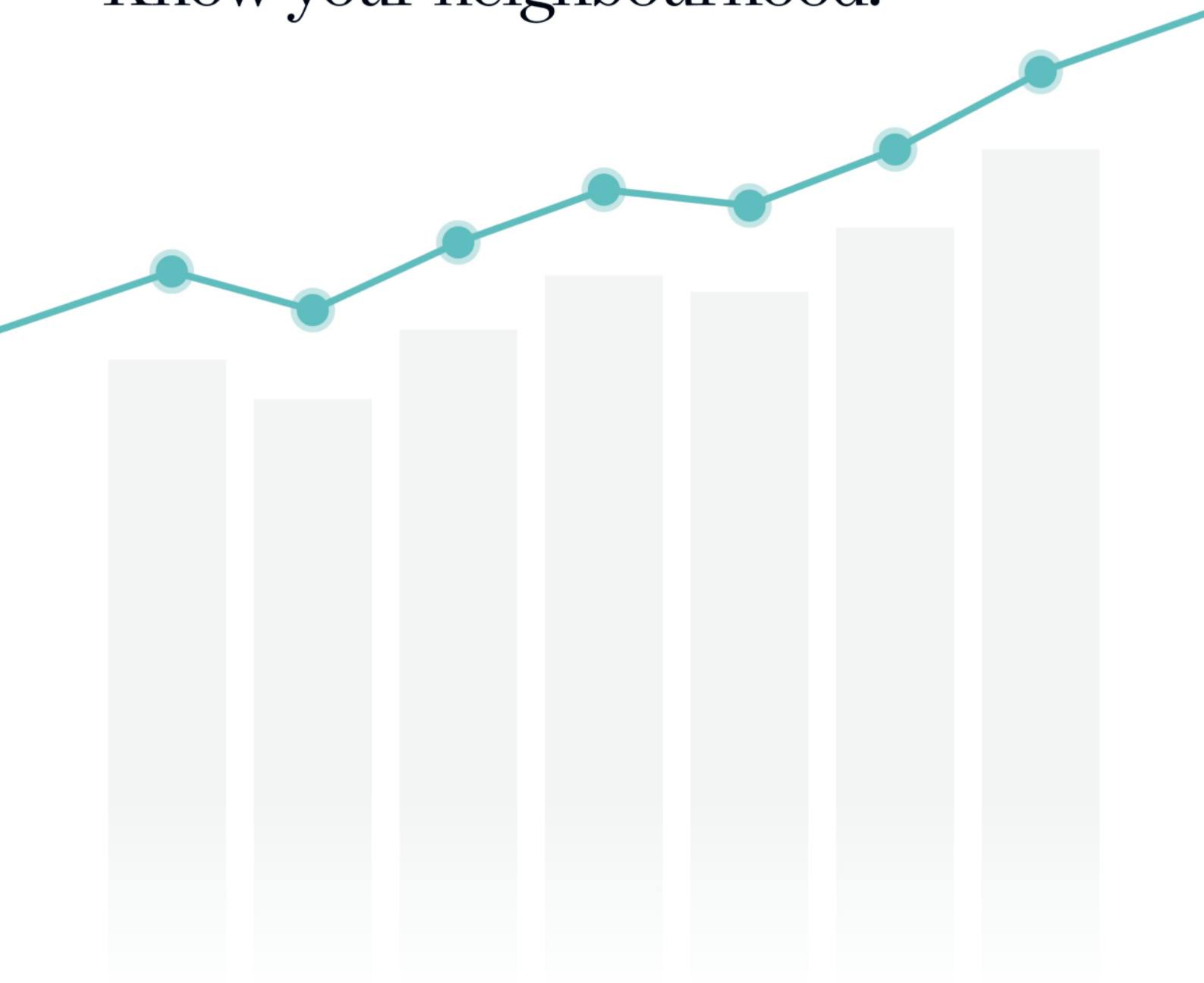


INDENTED HEAD



# *Suburb Report*

Know your neighbourhood.



# Property Prices

## Median House Price\*


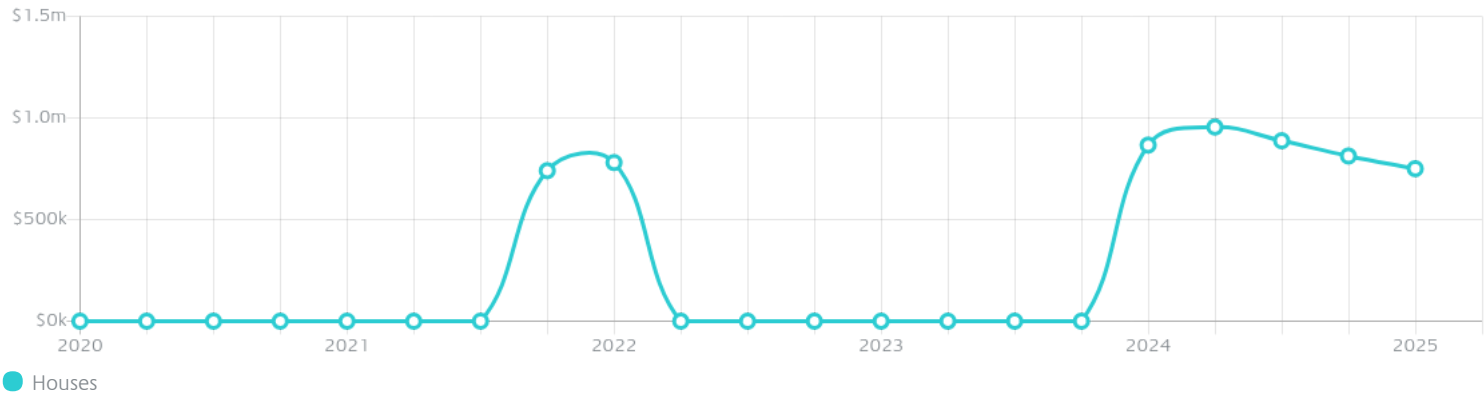
Median

\$750k

Quarterly Price Change

-7.69%↓

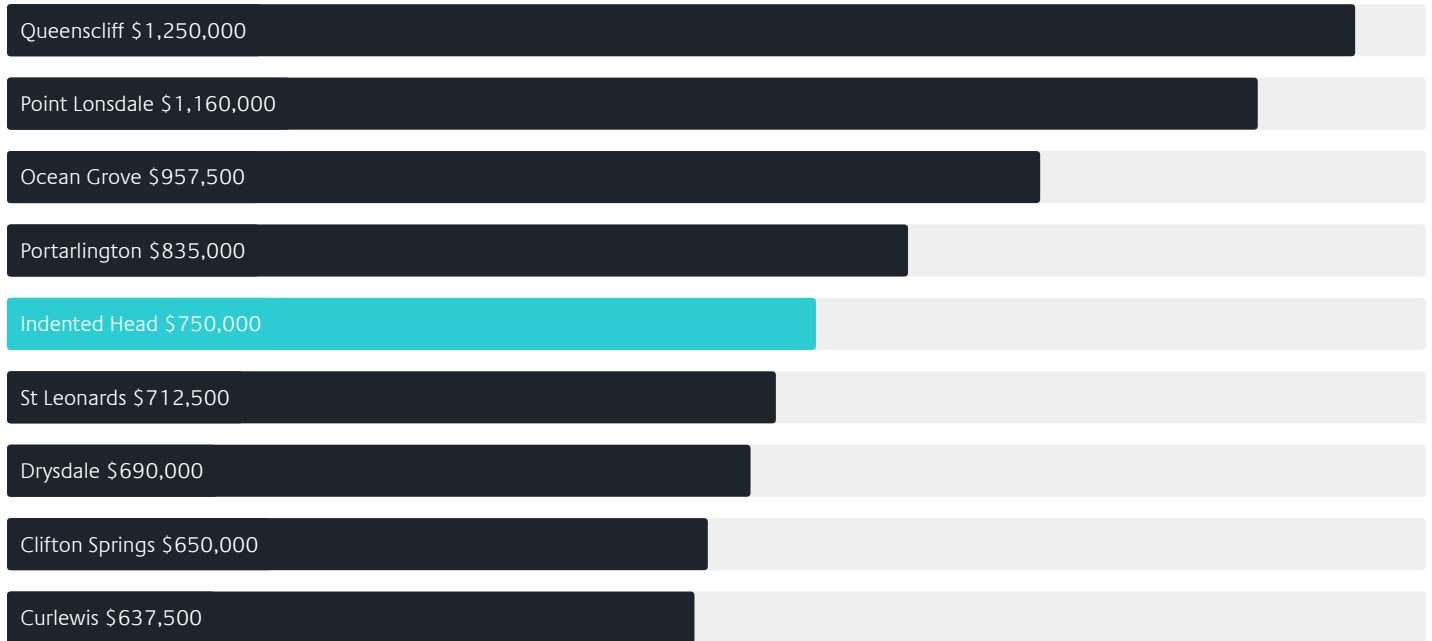
## Quarterly Price Change\*



# Surrounding Suburbs

---

## Median House Sale Price\*



## Median Unit Sale Price\*



# Sales Snapshot

## Sale Method<sup>\*</sup>



● Private 100%

## Median Days on Market<sup>^</sup>

113 days

## Average Hold Period<sup>\*</sup>

6.1 years

# Insights

## Dwelling Type<sup>^</sup>



● Houses 98% ● Units 2%

## Ownership<sup>^</sup>



● Owned Outright 59% ● Mortgaged 27% ● Rented 13%

## Population<sup>^</sup>

1,391

## Median Asking Rent per week<sup>\*</sup>

\$425

## Median Age<sup>^</sup>

59 years

## Rental Yield<sup>\*</sup>













2.32%

## Median Household Size<sup>^</sup>













2.1 people

# Sold Properties~









Discover a snapshot of the most recent results for this suburb, to view the full 12 months of sales history, please go to [jellisicraig.com.au/suburbinsights](https://jellisicraig.com.au/suburbinsights)

Address	Bedrooms	Type	Price	Sold
 455 Hood Rd Indented Head	4	House	\$880,000	26 May 2025
 5-7 Martin St Indented Head	4	House	\$1,300,000	04 May 2025
 27 Henderson St Indented Head	4	House	\$825,000	13 Apr 2025
 9 Gregory Ct Indented Head	4	House	\$830,000	09 Apr 2025
 15-17 Gunsynd Dr Indented Head	3	House	\$700,000	31 Mar 2025
 15 Gunsynd Dr Indented Head	3	House	\$700,000	28 Mar 2025
 254 The Esplanade Indented Head	4	House	\$2,100,000	21 Mar 2025
 15 Lilkenday Av Indented Head	2	House	\$610,000	07 Mar 2025
 251 The Esplanade Indented Head	3	Land	\$990,000	28 Feb 2025
 5 Seahorse Ct Indented Head	3	House	\$665,000	21 Feb 2025
 3 Seaspray Ct Indented Head	3	House	\$615,000	21 Feb 2025
 32 Whiting Av Indented Head	2	House	\$525,000	21 Feb 2025

# Sold Properties~

Address	Bedrooms	Type	Price	Sold
 8 Helen St Indented Head	3	House	\$760,000	13 Feb 2025
 704 Pigdon St Indented Head	3	House	\$890,000	10 Feb 2025
 37 Grieve Av Indented Head	4	House	\$940,000	10 Jan 2025
 9 Grassy Point Rd Indented Head	3	House	\$552,000	07 Dec 2024
 2 Seahaze Ct Indented Head	4	House	\$710,000	06 Dec 2024
 24 Ethereal Dr Indented Head	3	House	\$750,000	10 Nov 2024
 1 Valda Av Indented Head	3	House	\$480,000	04 Nov 2024
 3 Sealion Ct Indented Head	3	House	\$640,000	21 Oct 2024
 9 Annmaree Dr Indented Head	3	House	\$765,000	15 Oct 2024
 10 Seafarer Ct INDENTED HEAD	3	House	\$702,500	12 Sep 2024
 1-3 Amalfi Way Indented Head	5	House	\$1,135,000	10 Aug 2024
 13 Sorrento Tce Indented Head	4	House	\$887,500	29 Jul 2024

# Sold Properties~

Address	Bedrooms	Type	Price	Sold
 2/22 Valda Av Indented Head	3	Unit	\$530,000	23 Jul 2024
 275a The Esplanade Indented Head	1	House	\$750,000	16 Jul 2024
 1 Amalfi Way Indented Head	5	House	\$1,135,000	15 Jul 2024
 698 Batman Rd Indented Head	4	House	\$695,000	08 Jul 2024
 21 Ibbotson St Indented Head	3	House	\$685,000	21 Jun 2024
 2/13 Gregory Ct INDENTED HEAD	3	Townhouse	\$760,000	08 Jun 2024
 29 Coach Rd Indented Head	4	House	\$1,230,000	04 Jun 2024
 23 Newport Cr Indented Head	4	House	\$815,000	02 Jun 2024



[jelliscraig.com.au](https://jelliscraig.com.au)

Data is current as of PDF generation date 01/06/2025

\* Updated Quarterly for the past 12 months

^ Updated daily for the past quarter

~ Updated daily: 33 recent results.

This publication contains data, analytics, statistics and other information supplied by PROPERTYDATAONLINE PTY LTD (PropertyData). The data provided in this publication is of a general nature and should not be construed as specific advice or relied upon in lieu of appropriate professional advice.

PropertyData relies upon data supplied by third parties and while the data is checked and reviewed, PropertyData does not warrant the accuracy or completeness of the information to the full extent permitted by the law and excludes all loss or damage howsoever arising (including through negligence) in connection with the data supplied by PropertyData. The State of Victoria owns the copyright in the Property Sales Data and reproduction of that data in any way without the consent of the State of Victoria will constitute a breach of the Copyright Act 1968 (cth). The State of Victoria does not warrant the accuracy or completeness of the Property Sales Data and any person using or relying upon such information does so on the basis that the State of Victoria accepts no responsibility or liability whatsoever for any errors, faults, defects or omissions in the information supplied.