


INDENTED HEAD  


# *Suburb Report*

Know your neighbourhood.



# Property Prices

## Median House Price\*

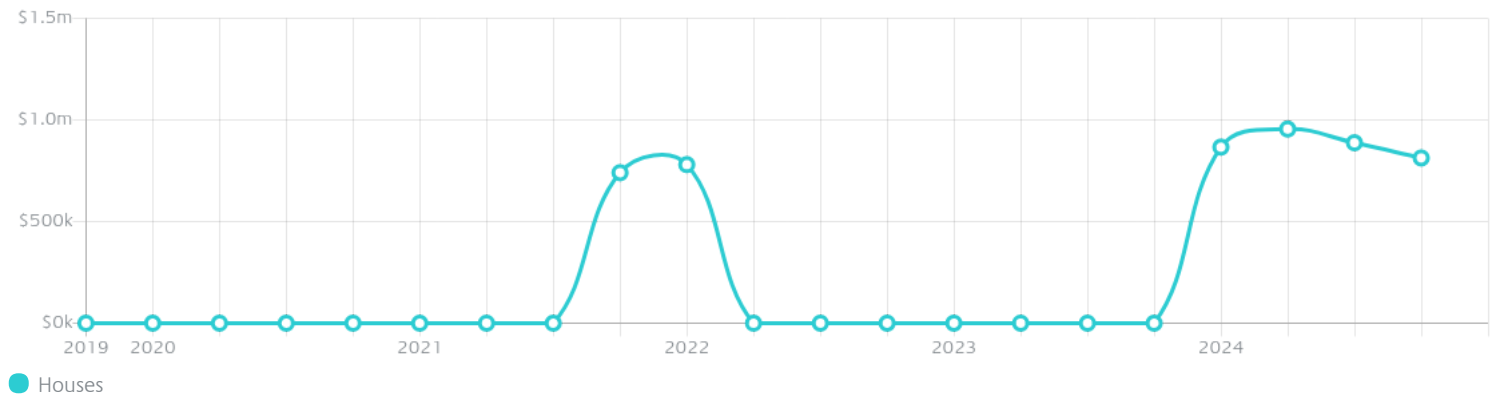
Median

**\$813k**

Quarterly Price Change

**-8.45% ↓**

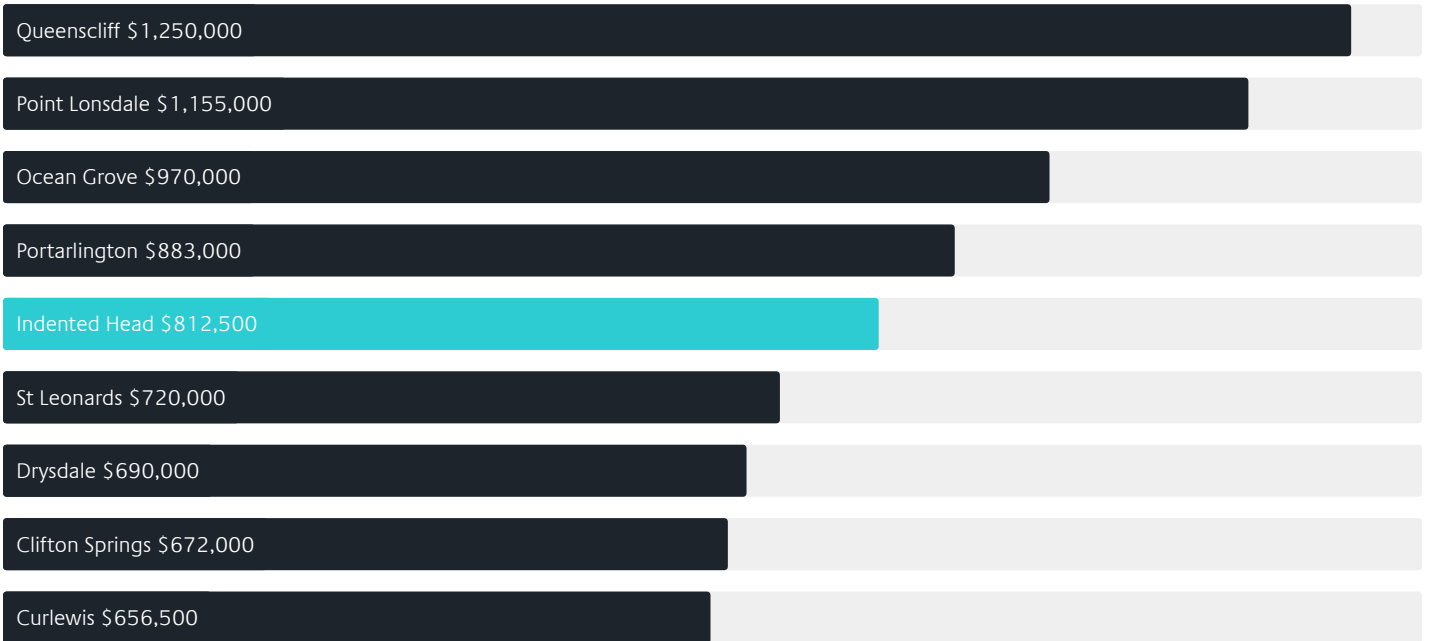
## Quarterly Price Change\*



# Surrounding Suburbs

---

## Median House Sale Price\*



## Median Unit Sale Price\*



# Sales Snapshot

## Sale Method<sup>\*</sup>



● Auction 22%  
● Private 78%

## Auction Clearance Rate<sup>\*</sup>

100%

## Median Days on Market<sup>^</sup>

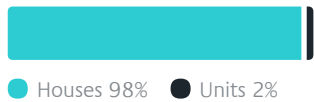
174 days

## Average Hold Period<sup>\*</sup>

6.1 years

# Insights

## Dwelling Type<sup>^</sup>



● Houses 98% ● Units 2%

## Ownership<sup>^</sup>



● Owned Outright 59% ● Mortgaged 27% ● Rented 13%

## Population<sup>^</sup>

1,391

## Median Asking Rent per week<sup>\*</sup>

\$425

## Median Age<sup>^</sup>

59 years

## Rental Yield<sup>\*</sup>













2.32%

## Median Household Size<sup>^</sup>













2.1 people

# Sold Properties~








Discover a snapshot of the most recent results for this suburb, to view the full 12 months of sales history, please go to [jellisraig.com.au/suburbinsights](http://jellisraig.com.au/suburbinsights)

Address	Bedrooms	Type	Price	Sold
 3 Seaspray Ct Indented Head	3	House	\$615,000	21 Feb 2025
 5 Seahorse Ct Indented Head	3	House	\$665,000	21 Feb 2025
 32 Whiting Av Indented Head	2	House	\$525,000	21 Feb 2025
 8 Helen St Indented Head	3	House	\$760,000	13 Feb 2025
 37 Grieve Av Indented Head	4	House	\$940,000	10 Jan 2025
 9 Grassy Point Rd Indented Head	3	House	\$552,000	07 Dec 2024
 2 Seahaze Ct Indented Head	4	House	\$710,000	06 Dec 2024
 32 Jeffrey St Indented Head	1	House	\$280,000	15 Nov 2024
 24 Ethereal Dr Indented Head	3	House	\$750,000	10 Nov 2024
 1 Valda Av Indented Head	3	House	\$480,000	04 Nov 2024
 3 Sealion Ct Indented Head	3	House	\$640,000	21 Oct 2024
 9 Annmaree Dr Indented Head	3	House	\$765,000	15 Oct 2024

# Sold Properties~

Address	Bedrooms	Type	Price	Sold
 10 Seafarer Ct INDENTED HEAD	3	House	\$702,500	12 Sep 2024
 1-3 Amalfi Way Indented Head	5	House	\$1,135,000	10 Aug 2024
 13 Sorrento Tce Indented Head	4	House	\$887,500	29 Jul 2024
 2/22 Valda Av Indented Head	3	Unit	\$530,000	23 Jul 2024
 275a The Esplanade Indented Head	1	House	\$750,000	16 Jul 2024
 1 Amalfi Way Indented Head	5	House	\$1,135,000	15 Jul 2024
 698 Batman Rd Indented Head	4	House	\$695,000	08 Jul 2024
 21 Ibbotson St Indented Head	3	House	\$685,000	21 Jun 2024
 2/13 Gregory Ct INDENTED HEAD	3	Townhouse	\$760,000	08 Jun 2024
 29 Coach Rd Indented Head	4	House	\$1,230,000	04 Jun 2024
 23 Newport Cr Indented Head	4	House	\$815,000	02 Jun 2024
 17 Cairnes St Indented Head	4	House	\$1,037,500	23 Apr 2024

# Sold Properties~

Address	Bedrooms	Type	Price	Sold
 208 The Esplanade INDENTED HEAD	0	Land	\$1,200,000	19 Apr 2024
 4/309 The Esplanade Indented Head	3	Townhouse	\$1,010,000	18 Apr 2024
 213 The Esplanade Indented Head	3	House	\$1,150,000	13 Apr 2024
 477 Hood Rd Indented Head	3	House	\$830,000	27 Mar 2024
 1/296 The Esplanade Indented Head	3	House	\$1,050,000	16 Mar 2024
 14 Martin St Indented Head	4	House	\$960,000	12 Mar 2024
 47 Ibbotson St Indented Head	4	House	\$866,000	06 Mar 2024



[jellisraig.com.au](http://jellisraig.com.au)

Data is current as of PDF generation date 01/03/2025

\* Updated Quarterly for the past 12 months

^ Updated daily for the past quarter

~ Updated daily: 33 recent results.

This publication contains data, analytics, statistics and other information supplied by PROPERTYDATAONLINE PTY LTD (PropertyData). The data provided in this publication is of a general nature and should not be construed as specific advice or relied upon in lieu of appropriate professional advice.

PropertyData relies upon data supplied by third parties and while the data is checked and reviewed, PropertyData does not warrant the accuracy or completeness of the information to the full extent permitted by the law and excludes all loss or damage howsoever arising (including through negligence) in connection with the data supplied by PropertyData. The State of Victoria owns the copyright in the Property Sales Data and reproduction of that data in any way without the consent of the State of Victoria will constitute a breach of the Copyright Act 1968 (cth). The State of Victoria does not warrant the accuracy or completeness of the Property Sales Data and any person using or relying upon such information does so on the basis that the State of Victoria accepts no responsibility or liability whatsoever for any errors, faults, defects or omissions in the information supplied.