

Suburb Report

Know your neighbourhood.



Property Prices

Median House Price*

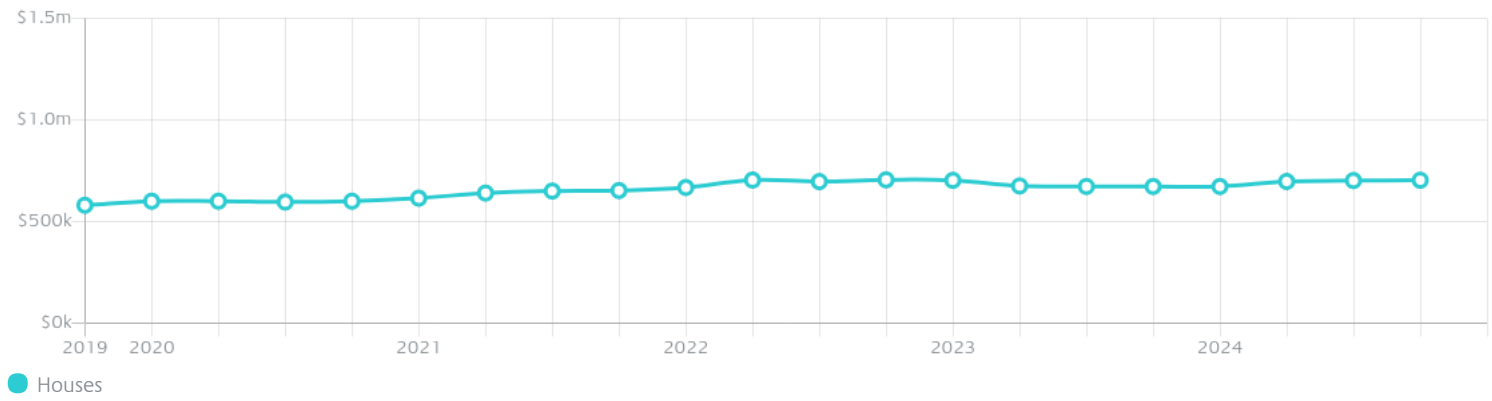
Median

\$703k

Quarterly Price Change

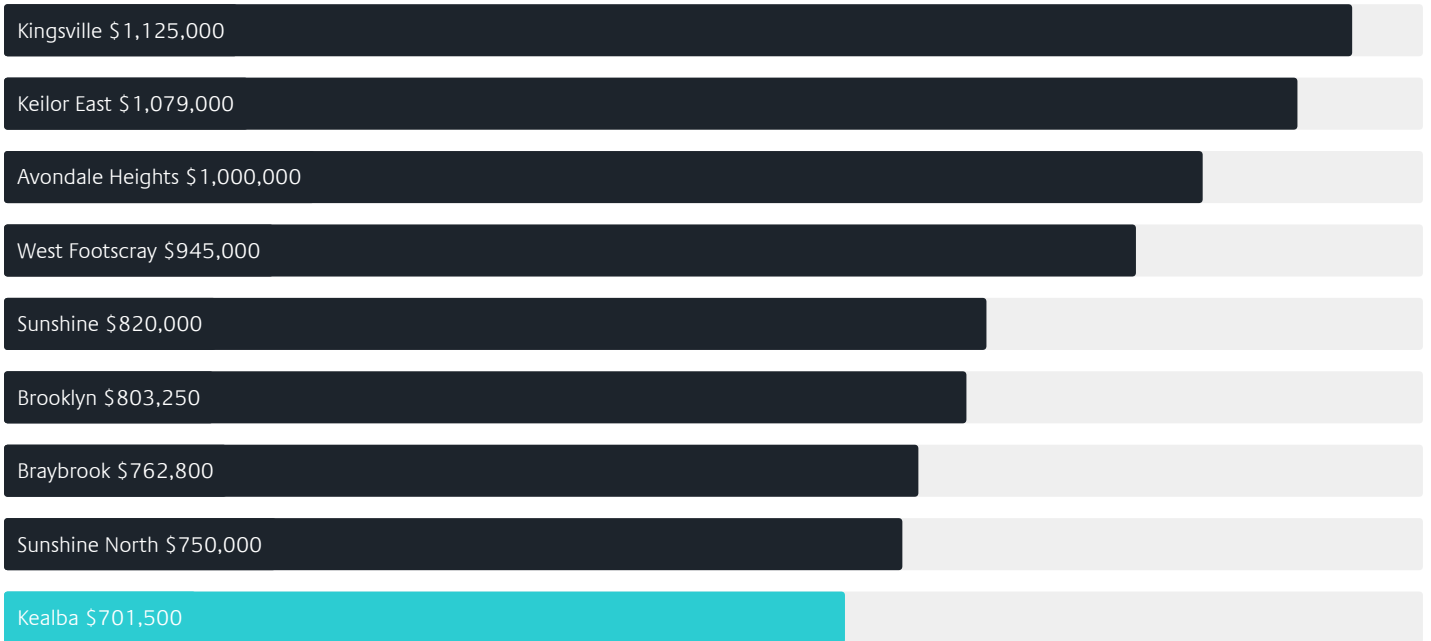
0.21% ↑

Quarterly Price Change*



Surrounding Suburbs

Median House Sale Price*



Median Unit Sale Price*



Sales Snapshot

Sale Method^{*}



● Auction 30%
● Private 70%

Auction Clearance Rate^{*}

100%

Median Days on Market[^]

63 days

Average Hold Period^{*}

9.5 years

Insights

Dwelling Type[^]



● Houses 93% ● Units 7%

Ownership[^]



● Owned Outright 43% ● Mortgaged 42% ● Rented 14%

Population[^]

3,226

Median Asking Rent per week^{*}

\$470

Population Growth[^]

1.00%

Rental Yield^{*}

3.49%

Median Age[^]













39 years

Median Household Size[^]













2.7 people

Sold Properties~









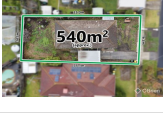



Discover a snapshot of the most recent results for this suburb, to view the full 12 months of sales history, please go to jellisraig.com.au/suburbinsights

Address	Bedrooms	Type	Price	Sold
 2 Chilterns Ct Kealba	3	House	\$680,000	19 Mar 2025
 10 Elstree Ct KEALBA	3	House	\$710,000	15 Mar 2025
 14 Georgia Pl Kealba	3	Townhouse	\$410,000	04 Mar 2025
 148b Green Gully Rd Kealba	4	House	\$758,000	08 Feb 2025
 31a Driscolls Rd Kealba	3	House	\$640,000	06 Feb 2025
 11 Chilterns Ct Kealba	4	House	\$705,000	05 Feb 2025
 71b Rowan Dr Kealba	2	Townhouse	\$570,000	30 Jan 2025
 55 Driscolls Rd Kealba	4	House	\$640,000	22 Jan 2025
 122 Driscolls Rd Kealba	4	House	\$660,000	08 Jan 2025
 13 Driscolls Rd Kealba	4	House	\$700,000	05 Jan 2025
 17 Mcshane Dr Kealba	4	House	\$740,000	17 Dec 2024
 112 Green Gully Rd Kealba	5	House	\$800,000	11 Dec 2024

Sold Properties~

Address	Bedrooms	Type	Price	Sold
 1 Locharn Ct Kealba	4	House	\$650,000	06 Dec 2024
 53 Stenson Rd Kealba	3	House	\$735,000	28 Nov 2024
 13 Woburn Cl Kealba	4	House	\$765,000	27 Nov 2024
 5 Hedgeley Rd Kealba	3	House	\$661,000	25 Nov 2024
 134 Green Gully Rd Kealba	4	House	\$710,500	21 Nov 2024
 138 Green Gully Rd Kealba	4	House	\$650,000	12 Nov 2024
 7 Hadley Cl Kealba	3	House	\$840,000	01 Nov 2024
 190 Sunshine Av Kealba	4	House	\$675,000	31 Oct 2024
 174 Sunshine Av Kealba	3	House	\$630,000	26 Oct 2024
 4 Driscolls Rd Kealba	4	House	\$785,000	26 Oct 2024
 4 Valewood Dr Kealba	5	House	\$735,000	12 Oct 2024
 85 Driscolls Rd Kealba	3	House	\$650,000	07 Oct 2024

Sold Properties~

Address	Bedrooms	Type	Price	Sold
 5 Longford Ct Kealba	3	House	\$650,000	30 Sep 2024
 8 Pulsar Pl Kealba	4	House	\$933,000	02 Sep 2024
 7 Mcshane Dr Kealba	4	House	\$655,000	31 Aug 2024
 11 Bundeena Av Kealba	3	House	\$820,000	31 Aug 2024
 2 Donnelly Ct Kealba	3	House	\$650,000	21 Aug 2024
 160 Sunshine Av Kealba	3	House	\$700,000	20 Aug 2024
 6 Edgware Cl Kealba	4	House	\$660,000	10 Aug 2024
 12 Donnelly Ct Kealba	4	House	\$748,000	02 Aug 2024
 1 Driscolls Rd Kealba	3	House	\$550,000	01 Aug 2024
 21 Harefield Cr Kealba	5	House	\$703,000	31 Jul 2024
 12 Georgia Pl Kealba	3	Townhouse	\$460,000	19 Jul 2024
 6 Hedgeley Rd Kealba	3	House	\$650,000	15 Jul 2024



Moonee Valley Office
Level 1, 1070 Mt Alexander Road, Essendon
03 9379 2000

jelliscraig.com.au

Data is current as of PDF generation date 01/04/2025

* Updated Quarterly for the past 12 months

^ Updated daily for the past quarter

~ Updated daily: 33 recent results.

This publication contains data, analytics, statistics and other information supplied by PROPERTYDATAONLINE PTY LTD (PropertyData). The data provided in this publication is of a general nature and should not be construed as specific advice or relied upon in lieu of appropriate professional advice.

PropertyData relies upon data supplied by third parties and while the data is checked and reviewed, PropertyData does not warrant the accuracy or completeness of the information to the full extent permitted by the law and excludes all loss or damage howsoever arising (including through negligence) in connection with the data supplied by PropertyData. The State of Victoria owns the copyright in the Property Sales Data and reproduction of that data in any way without the consent of the State of Victoria will constitute a breach of the Copyright Act 1968 (cth). The State of Victoria does not warrant the accuracy or completeness of the Property Sales Data and any person using or relying upon such information does so on the basis that the State of Victoria accepts no responsibility or liability whatsoever for any errors, faults, defects or omissions in the information supplied.