

Suburb Report

Know your neighbourhood.



Property Prices

Median House Price*

Median

\$1.08m

Quarterly Price Change

5.01% ↑

Median Unit Price*

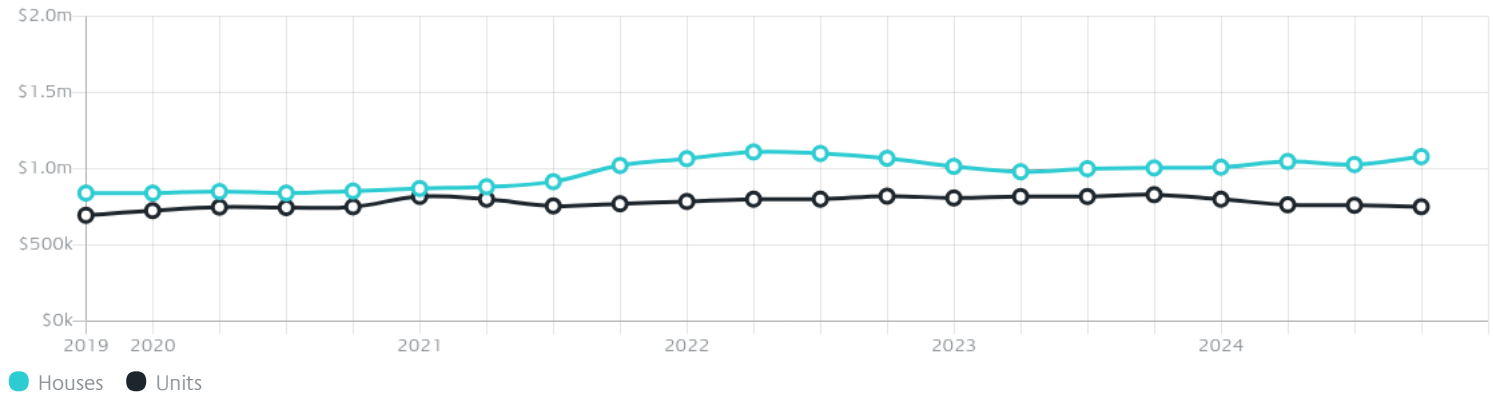
Median

\$751k

Quarterly Price Change

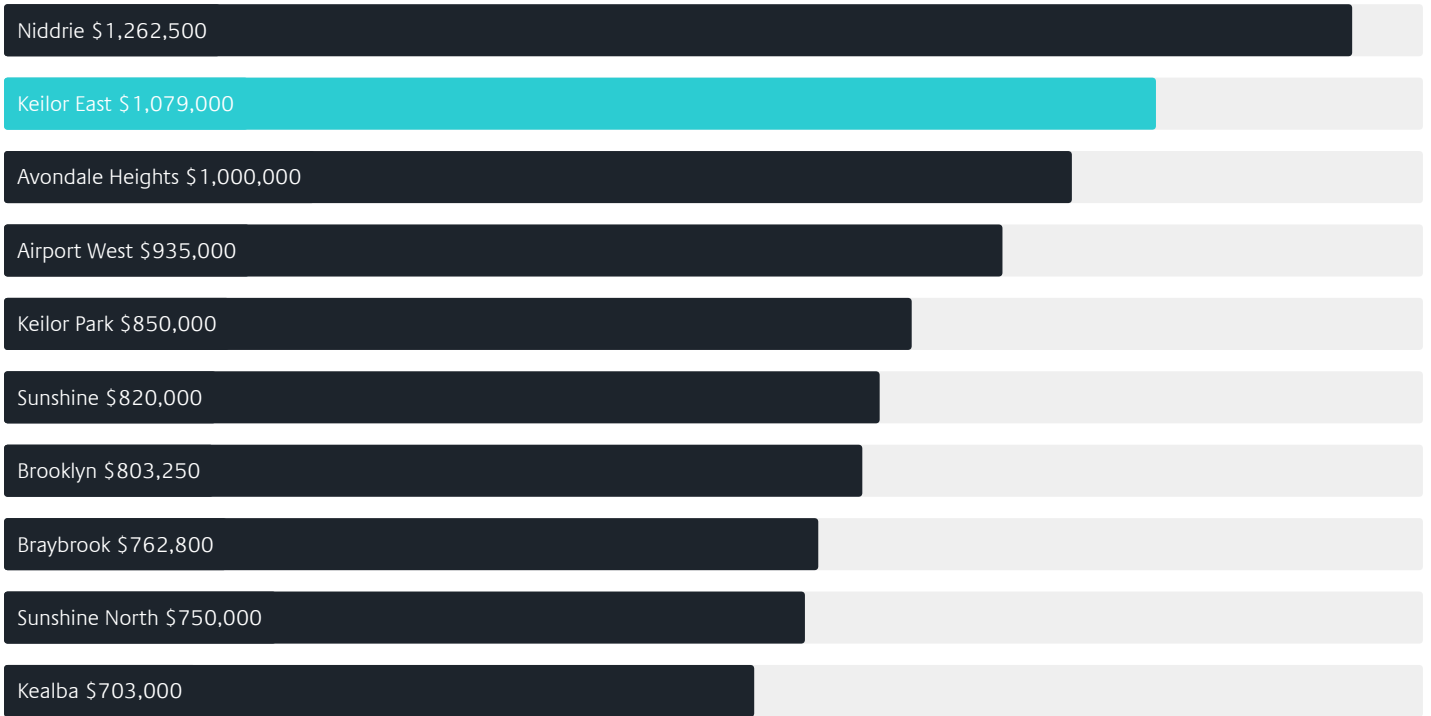
-1.25% ↓

Quarterly Price Change*



Surrounding Suburbs

Median House Sale Price*



Median Unit Sale Price*



Sales Snapshot

Sale Method^{*}



● Auction 65%
● Private 35%

Auction Clearance Rate^{*}

70.59%

Median Days on Market[^]

26 days

Average Hold Period^{*}

6.8 years

Insights

Dwelling Type[^]



● Houses 81% ● Units 19%

Ownership[^]



● Owned Outright 49% ● Mortgaged 35% ● Rented 16%

Population[^]

15,078

Median Asking Rent per week^{*}

\$560

Population Growth[^]

3.89%

Rental Yield^{*}

2.89%

Median Age[^]













43 years

Median Household Size[^]













2.6 people

Sold Properties~













Discover a snapshot of the most recent results for this suburb, to view the full 12 months of sales history, please go to jellisraig.com.au/suburbinsights

Address	Bedrooms	Type	Price	Sold
 4/1 Woorite Pl Keilor East	3	Townhouse	\$612,500	21 Jan 2025
 8 Nyah St Keilor East	4	House	\$1,212,000	24 Dec 2024
 38 David Av Keilor East	4	House	\$1,515,000	23 Dec 2024
 30 Limestone Av Keilor East	4	House	\$1,555,000	16 Dec 2024
 2/64 Dinah Pde Keilor East	3	Townhouse	\$642,000	12 Dec 2024
 2b McPherson St Keilor East	3	Townhouse	\$960,000	11 Dec 2024
 23 Mcpherson St Keilor East	3	House	\$1,200,000	10 Dec 2024
 2 Medway Rd Keilor East	5	House	\$1,300,000	09 Dec 2024
 75 Dinah Pde Keilor East	3	House	\$690,000	07 Dec 2024
 54 Sterling Dr Keilor East	3	House	\$838,000	07 Dec 2024
 2/67 Milleara Rd Keilor East	2	Unit	\$521,000	07 Dec 2024
 38a David Av Keilor East	4	Townhouse	\$1,500,000	06 Dec 2024

Sold Properties~

Address	Bedrooms	Type	Price	Sold
 38a Milleara Rd Keilor East	2	Villa	\$580,000	04 Dec 2024
 3/86 Rosehill Rd Keilor East	3	Townhouse	\$665,000	04 Dec 2024
 27 Henry St Keilor East	4	House	\$1,250,000	03 Dec 2024
 32 The Crossway Keilor East	4	House	\$1,090,000	03 Dec 2024
 4/33 Surrey Dr Keilor East	3	Townhouse	\$862,500	30 Nov 2024
 12a Roberts St Keilor East	4	House	\$1,500,000	30 Nov 2024
 58A Rachelle Rd Keilor East	4	House	\$1,152,000	30 Nov 2024
 61 Sterling Dr Keilor East	3	House	\$740,000	30 Nov 2024
 4 Darling Cl KEILOR EAST	3	House	\$1,020,000	26 Nov 2024
 26 Boardwalk Pl Keilor East	3	Townhouse	\$795,000	26 Nov 2024
 9/2 Milleara Rd Keilor East	4	Townhouse	\$760,000	26 Nov 2024
 38 Lakeside Cr Keilor East	3	House	\$600,000	25 Nov 2024

Sold Properties~

Address	Bedrooms	Type	Price	Sold
 49 Wonganella Dr Keilor East	3	House	\$1,018,000	23 Nov 2024
 4a Shelley St Keilor East	4	House	\$1,115,000	22 Nov 2024
 48a Heather Av Keilor East	4	House	\$1,350,000	21 Nov 2024
 2/17 Cohen St KEILOR EAST	2	Villa	\$628,000	19 Nov 2024
 1A Fawkner Cr Keilor East	2	Townhouse	\$735,000	19 Nov 2024
 91 Prospect Dr Keilor East	3	House	\$786,000	18 Nov 2024
 26 Shelley St Keilor East	4	House	\$1,515,000	18 Nov 2024
 8 Keith Gr Keilor East	3	House	\$1,212,000	16 Nov 2024
 22 Bellarine Av Keilor East	4	House	\$920,000	13 Nov 2024
 30 Henry St Keilor East	3	House	\$940,000	13 Nov 2024
 116 Valley Lake Blvd Keilor East	3	Townhouse	\$690,000	11 Nov 2024
 7 Fawkner Cr KEILOR EAST	4	Townhouse	\$1,230,000	09 Nov 2024



Moonee Valley Office
Level 1, 1070 Mt Alexander Road, Essendon
03 9379 2000

jelliscraig.com.au

Data is current as of PDF generation date 20/01/2025

* Updated Quarterly for the past 12 months

^ Updated daily for the past quarter

~ Updated daily: 33 recent results.

This publication contains data, analytics, statistics and other information supplied by PROPERTYDATAONLINE PTY LTD (PropertyData). The data provided in this publication is of a general nature and should not be construed as specific advice or relied upon in lieu of appropriate professional advice.

PropertyData relies upon data supplied by third parties and while the data is checked and reviewed, PropertyData does not warrant the accuracy or completeness of the information to the full extent permitted by the law and excludes all loss or damage howsoever arising (including through negligence) in connection with the data supplied by PropertyData. The State of Victoria owns the copyright in the Property Sales Data and reproduction of that data in any way without the consent of the State of Victoria will constitute a breach of the Copyright Act 1968 (cth). The State of Victoria does not warrant the accuracy or completeness of the Property Sales Data and any person using or relying upon such information does so on the basis that the State of Victoria accepts no responsibility or liability whatsoever for any errors, faults, defects or omissions in the information supplied.