

Suburb Report

Know your neighbourhood.



Property Prices

Median House Price*

Median

\$1.07m

Quarterly Price Change

-1.06% ↓

Median Unit Price*

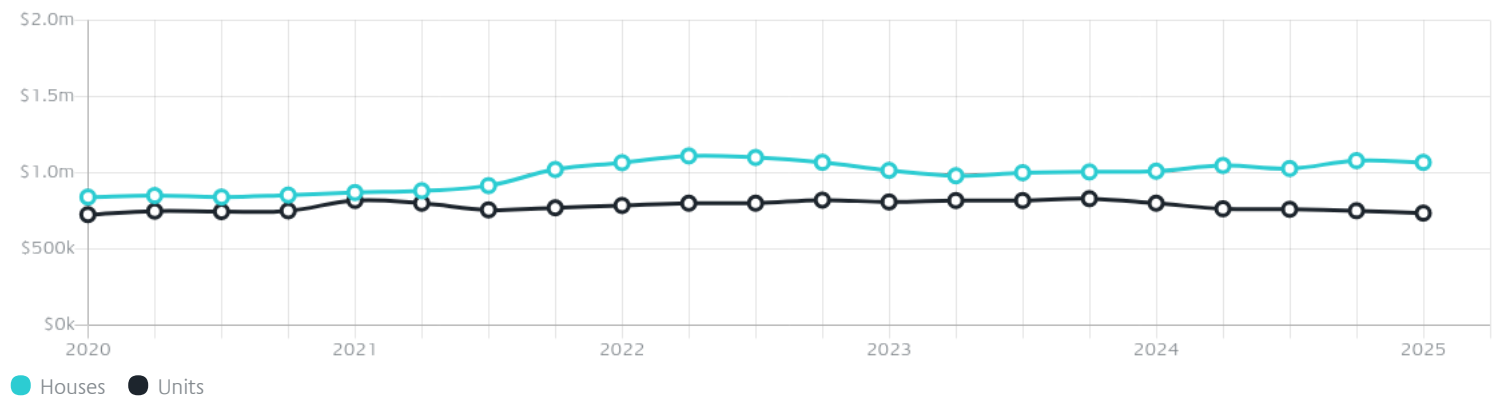
Median

\$735k

Quarterly Price Change

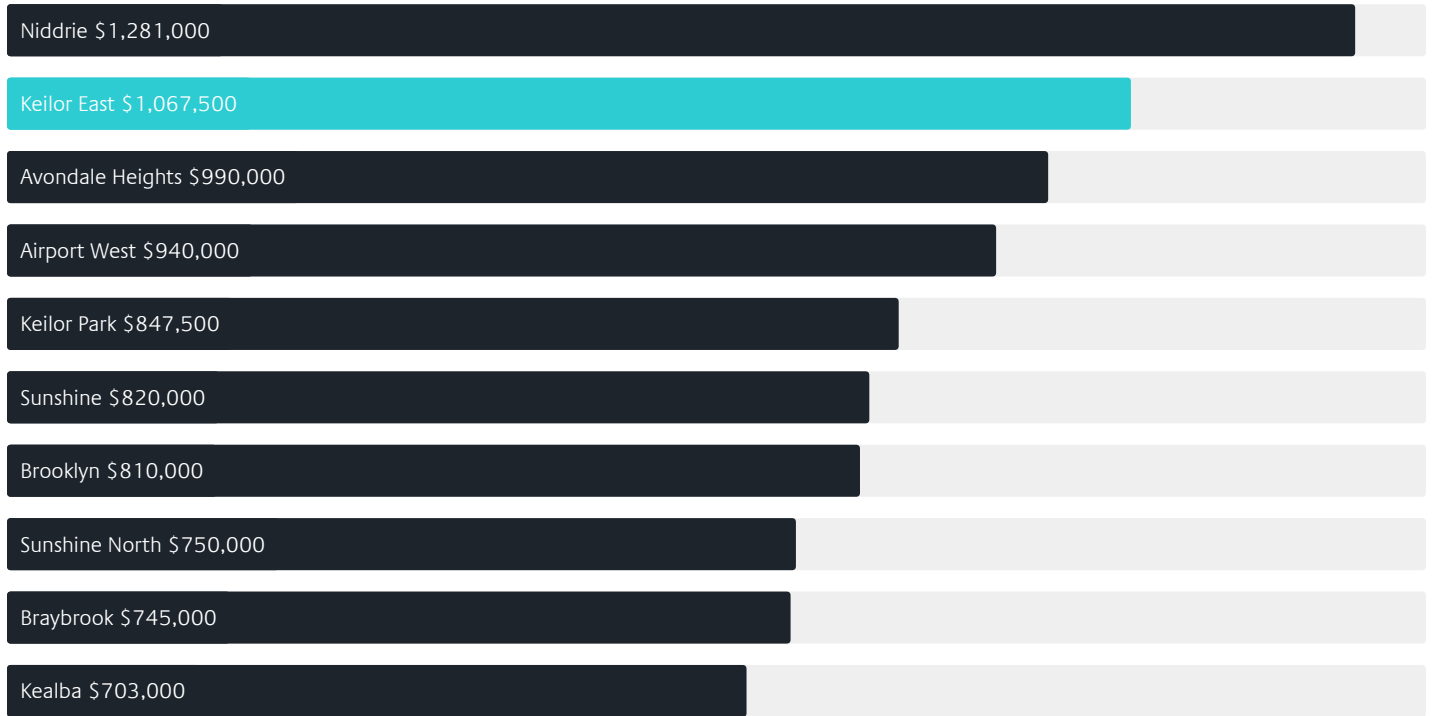
-2.06% ↓

Quarterly Price Change*



Surrounding Suburbs

Median House Sale Price*



Median Unit Sale Price*



Sales Snapshot

Sale Method^{*}



● Auction 65%
● Private 35%

Auction Clearance Rate^{*}

83.72%

Median Days on Market[^]

31 days

Average Hold Period^{*}

6.8 years

Insights

Dwelling Type[^]



● Houses 81% ● Units 19%

Ownership[^]



● Owned Outright 49% ● Mortgaged 35% ● Rented 16%

Population[^]

15,078

Median Asking Rent per week^{*}

\$595

Population Growth[^]

3.89%

Rental Yield^{*}

2.89%

Median Age[^]













43 years

Median Household Size[^]













2.6 people

Sold Properties~













Discover a snapshot of the most recent results for this suburb, to view the full 12 months of sales history, please go to jellisicraig.com.au/suburbinsights

Address	Bedrooms	Type	Price	Sold
 79 Dinah Pde Keilor East	3	Unit	\$736,500	28 Jun 2025
 4d Dinah Pde Keilor East	3	Townhouse	\$850,000	25 Jun 2025
 490 Buckley St Keilor East	3	House	\$911,000	21 Jun 2025
 6 St Bernards Dr Keilor East	3	House	\$910,000	14 Jun 2025
 32 Park Dr Keilor East	3	Unit	\$900,000	06 Jun 2025
 183 Milleara Rd Keilor East	3	House	\$640,000	06 Jun 2025
 2b Pamela Av Keilor East	4	House	\$890,000	04 Jun 2025
 17 Heather Av Keilor East	4	House	\$1,480,000	03 Jun 2025
 58 Fawkner Cr Keilor East	4	House	\$1,302,000	31 May 2025
 15 Borva Dr Keilor East	3	House	\$880,000	31 May 2025
 3/20-22 Mcfarlane St Keilor East	3	Townhouse	\$660,000	30 May 2025
 2a Pamela Av Keilor East	4	Townhouse	\$900,000	29 May 2025

Sold Properties~

Address	Bedrooms	Type	Price	Sold
 13 Herbert Cr Keilor East	4	House	\$953,500	27 May 2025
 18 Phillip Rd Keilor East	3	House	\$746,000	24 May 2025
 11 Pennington St Keilor East	3	House	\$1,203,000	24 May 2025
 29 Mcpherson St Keilor East	4	House	\$1,351,000	22 May 2025
 100 Milleara Rd Keilor East	3	House	\$850,000	20 May 2025
 19 Mues St Keilor East	4	House	\$1,480,000	17 May 2025
 81 Arcade Way Keilor East	4	House	\$1,230,000	17 May 2025
 25 Herbert Cr Keilor East	4	House	\$851,000	17 May 2025
 21/24 Craig St Keilor East	2	Townhouse	\$568,000	12 May 2025
 9 Janet St Keilor East	4	House	\$1,191,000	10 May 2025
 17 Wyong St Keilor East	3	House	\$1,260,000	10 May 2025
 75 Hassett Cr Keilor East	3	House	\$1,235,000	10 May 2025

Sold Properties~

Address	Bedrooms	Type	Price	Sold
 120 Valley Lake Blvd Keilor East	3	Townhouse	\$745,000	09 May 2025
 18 Noga Av KEILOR EAST	3	House	\$1,455,000	08 May 2025
 16 Grant Gr Keilor East	3	House	\$1,087,500	07 May 2025
 2/10 Westleigh Pl Keilor East	3	House	\$799,000	03 May 2025
 2/14 Woorite Pl Keilor East	3	Townhouse	\$785,000	30 Apr 2025
 11 Judith St Keilor East	6	House	\$1,230,000	26 Apr 2025
 6 Heather Av Keilor East	4	House	\$1,300,000	22 Apr 2025
 60 Rachelle Rd Keilor East	3	House	\$846,000	22 Apr 2025
 29 Wunnamurra Dr Keilor East	3	House	\$1,000,000	16 Apr 2025
 2/11 tuppal Pl Keilor East	2	Townhouse	\$635,000	14 Apr 2025
 6 Phillip Rd Keilor East	4	House	\$1,400,000	12 Apr 2025
 2/27 Neville St Keilor East	2	Unit	\$600,000	11 Apr 2025



Moonee Valley Office
Level 1, 1070 Mt Alexander Road, Essendon
03 9379 2000

jelliscraig.com.au

Data is current as of PDF generation date 01/07/2025

* Updated Quarterly for the past 12 months

^ Updated daily for the past quarter

~ Updated daily: 33 recent results.

This publication contains data, analytics, statistics and other information supplied by PROPERTYDATAONLINE PTY LTD (PropertyData). The data provided in this publication is of a general nature and should not be construed as specific advice or relied upon in lieu of appropriate professional advice.

PropertyData relies upon data supplied by third parties and while the data is checked and reviewed, PropertyData does not warrant the accuracy or completeness of the information to the full extent permitted by the law and excludes all loss or damage howsoever arising (including through negligence) in connection with the data supplied by PropertyData. The State of Victoria owns the copyright in the Property Sales Data and reproduction of that data in any way without the consent of the State of Victoria will constitute a breach of the Copyright Act 1968 (cth). The State of Victoria does not warrant the accuracy or completeness of the Property Sales Data and any person using or relying upon such information does so on the basis that the State of Victoria accepts no responsibility or liability whatsoever for any errors, faults, defects or omissions in the information supplied.