

Suburb Report

Know your neighbourhood.



Property Prices

Median House Price*

Median

\$2.15m

Quarterly Price Change

-0.69% ↓

Median Unit Price*

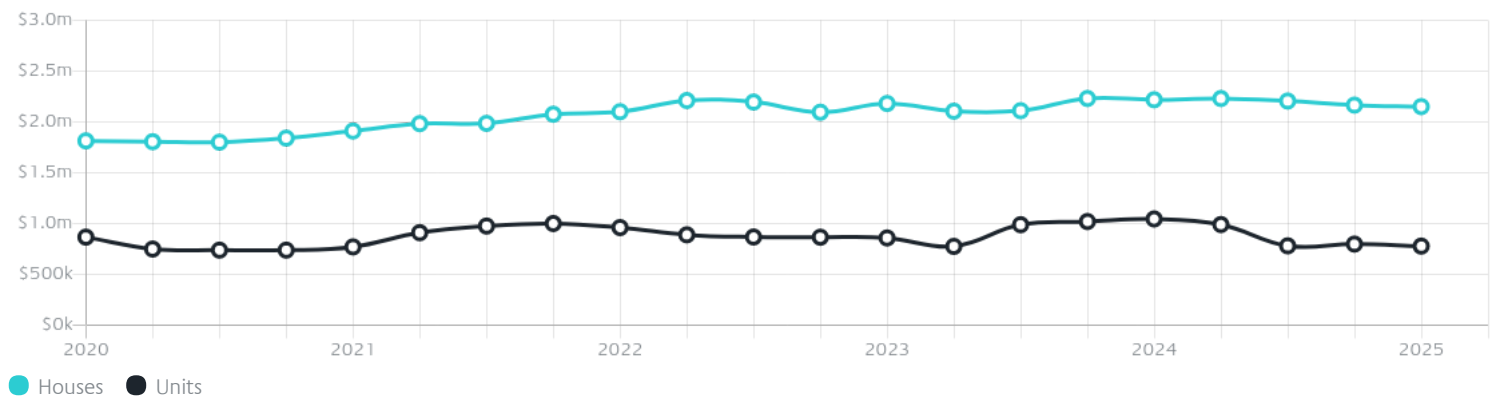
Median

\$778k

Quarterly Price Change

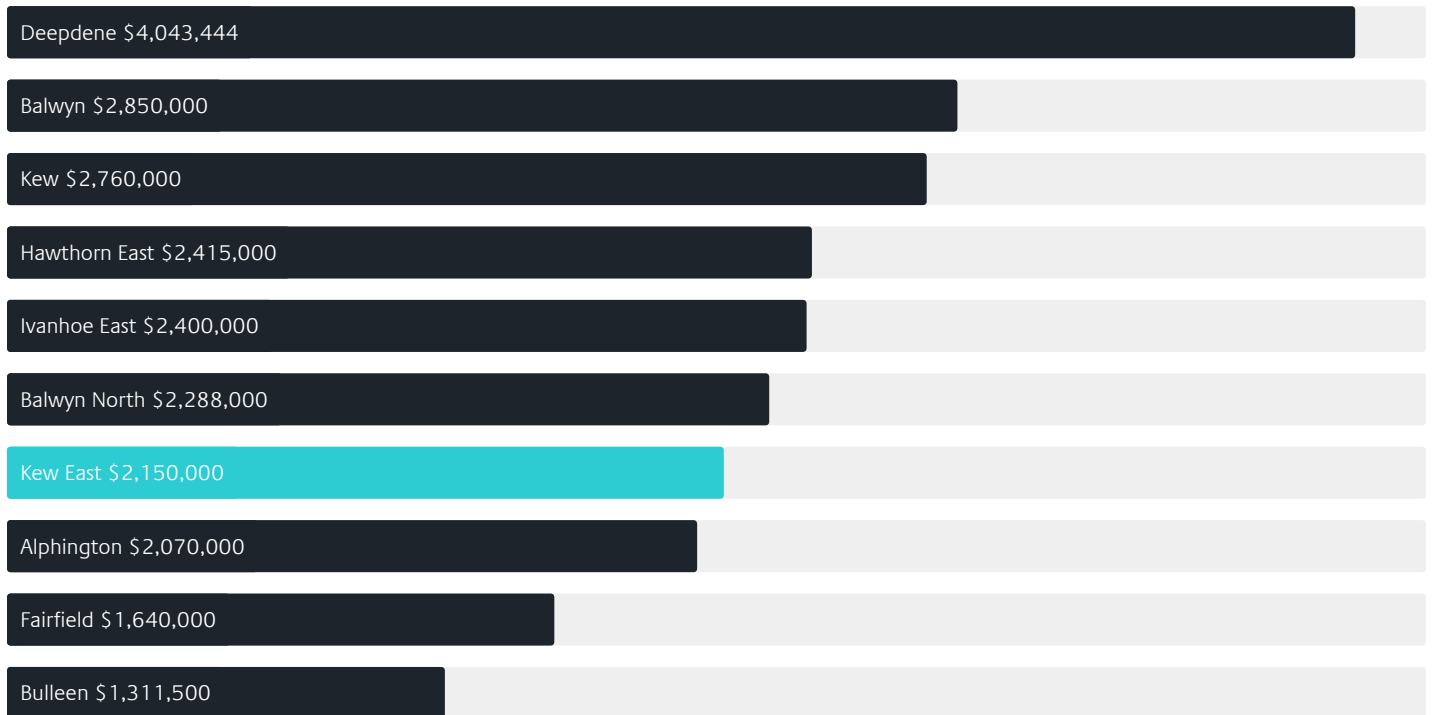
-2.50% ↓

Quarterly Price Change*

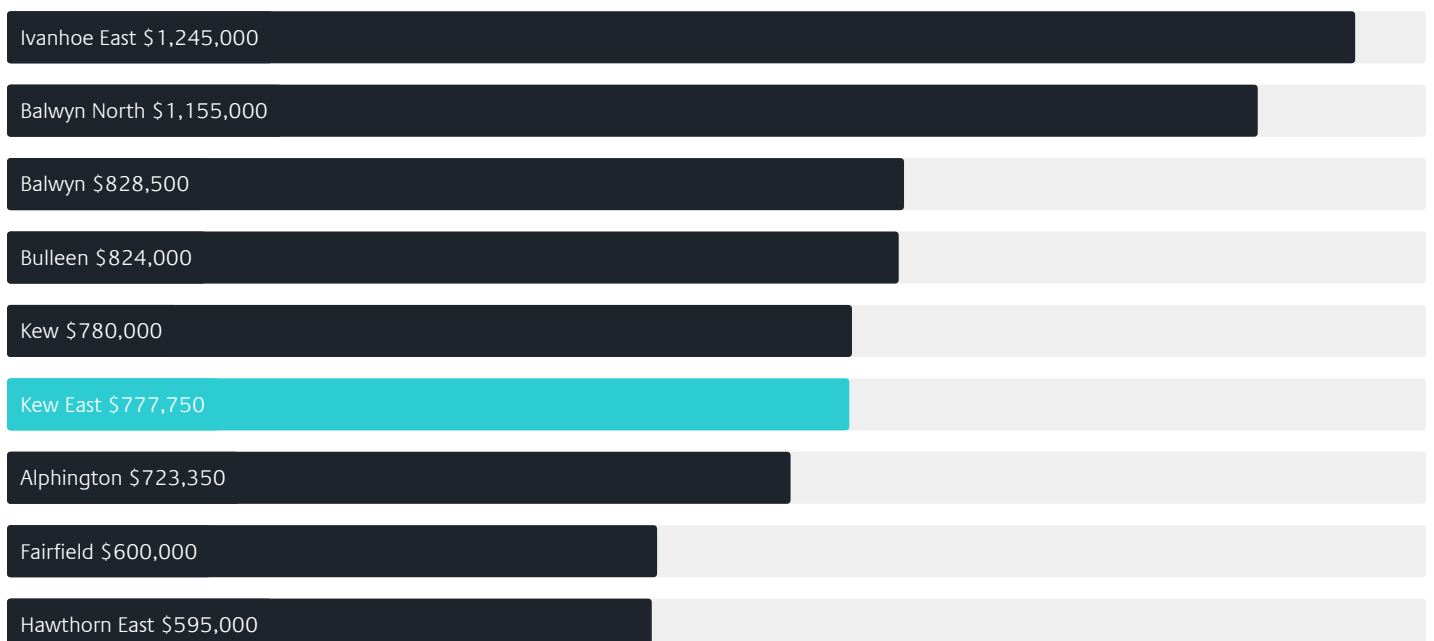


Surrounding Suburbs

Median House Sale Price*



Median Unit Sale Price*



Sales Snapshot

Sale Method^{*}

● Auction 48%
● Private 52%

Auction Clearance Rate^{*}**58.33%**Median Days on Market[^]**29 days**Average Hold Period^{*}**9.5 years**

Insights

Dwelling Type[^]

● Houses 66% ● Units 34%













Ownership[^]

● Owned Outright 44% ● Mortgaged 36% ● Rented 20%













Population[^]**6,620**Median Asking Rent per week^{*}**\$895**Population Growth[^]**-0.23%**Rental Yield^{*}**2.19%**Median Age[^]**41 years**Median Household Size[^]**2.7 people**

Sold Properties~













Discover a snapshot of the most recent results for this suburb, to view the full 12 months of sales history, please go to jellisicraig.com.au/suburbinsights

Address	Bedrooms	Type	Price	Sold
 23 Woolcock Av Kew East	3	House	\$2,368,000	18 Jun 2025
 3/27 Woodlands Av Kew East	4	Townhouse	\$1,515,000	09 Jun 2025
 1/8 Station St Kew East	3	House	\$1,396,000	06 Jun 2025
 1/30 Woodlands Av Kew East	3	Flat/Unit/Apartment	\$1,470,000	16 Apr 2025
 12/761 High St Kew East	2	Apartment	\$612,500	14 Apr 2025
 3/21 Minogue St Kew East	3	Townhouse	\$1,220,000	12 Apr 2025
 1/49 Strathalbyn St Kew East	3	Townhouse	\$1,290,000	12 Apr 2025
 1/1232 Old Burke Rd Kew East	3	House	\$1,590,000	07 Apr 2025
 567 High St Kew East	3	House	\$1,620,000	07 Apr 2025
 39 Belford Rd Kew East	4	House	\$2,070,000	05 Apr 2025
 2/14 Westbrook St Kew East	2	Apartment	\$620,000	01 Apr 2025
 139 Kilby Rd Kew East	4	House	\$2,150,000	29 Mar 2025

Sold Properties~

Address	Bedrooms	Type	Price	Sold
 32a Elm Gr Kew East	3	House	\$1,168,000	27 Mar 2025
 45 Frater St Kew East	3	House	\$2,025,000	22 Mar 2025
 2/53 Westbrook St Kew East	3	Flat/Unit/Apartment	\$1,202,500	18 Mar 2025
 194 Kilby Rd Kew East	4	House	\$1,920,000	13 Mar 2025
 1/65 Westbrook St Kew East	2	Strata Unit/Flat	\$855,000	12 Mar 2025
 2A Minto St Kew East	1	House	\$920,000	06 Mar 2025
 3/65 Westbrook St Kew East	2	Unit	\$735,000	01 Mar 2025
 7 Hale St Kew East	4	House	\$4,255,000	25 Feb 2025
 1/80 Westbrook St Kew East	3	Unit	\$1,440,000	25 Feb 2025
 20 Lister St Kew East	4	House	\$2,375,000	22 Feb 2025
 32 Violet Gr Kew East	3	House	\$2,000,000	15 Feb 2025
 17 Minogue St KEW EAST	5	House	\$2,950,000	07 Feb 2025

Sold Properties~

Address	Bedrooms	Type	Price	Sold
 6/65 Westbrook St Kew East	2	Apartment	\$750,000	24 Jan 2025
 4/1236-1238 Old Burke Rd Kew East	3	Townhouse	\$1,190,000	17 Jan 2025
 4/1236 Old Burke Rd Kew East	3	Flat/Unit/Apartment	\$1,190,000	17 Jan 2025
 2/65 Westbrook St Kew East	2	Apartment	\$775,000	14 Jan 2025
 8 Mcconchie Av Kew East	3	House	\$2,085,000	26 Dec 2024
 4/65 Westbrook St Kew East	2	Strata Unit/Flat	\$772,000	24 Dec 2024
 5/65 Westbrook St Kew East	2	Apartment	\$695,000	20 Dec 2024
 3/69 Windella Av Kew East	2	Apartment	\$652,500	17 Dec 2024
 2/10 Frater St Kew East	4	House	\$2,310,000	14 Dec 2024
 58 Strathalbyn St Kew East	4	House	\$1,880,000	09 Dec 2024
 573 High St Kew East	3	House	\$2,300,000	05 Dec 2024
 2/15 Elm Gr Kew East	4	Townhouse	\$1,520,000	30 Nov 2024



Hawthorn Office
Level 4, 248 Burwood Road, Hawthorn
03 9810 5000

jelliscraig.com.au

Data is current as of PDF generation date 01/07/2025

* Updated Quarterly for the past 12 months

^ Updated daily for the past quarter

~ Updated daily: 33 recent results.

This publication contains data, analytics, statistics and other information supplied by PROPERTYDATAONLINE PTY LTD (PropertyData). The data provided in this publication is of a general nature and should not be construed as specific advice or relied upon in lieu of appropriate professional advice.

PropertyData relies upon data supplied by third parties and while the data is checked and reviewed, PropertyData does not warrant the accuracy or completeness of the information to the full extent permitted by the law and excludes all loss or damage howsoever arising (including through negligence) in connection with the data supplied by PropertyData. The State of Victoria owns the copyright in the Property Sales Data and reproduction of that data in any way without the consent of the State of Victoria will constitute a breach of the Copyright Act 1968 (cth). The State of Victoria does not warrant the accuracy or completeness of the Property Sales Data and any person using or relying upon such information does so on the basis that the State of Victoria accepts no responsibility or liability whatsoever for any errors, faults, defects or omissions in the information supplied.