

Suburb Report

Know your neighbourhood.



Property Prices

Median House Price*

Median

\$2.15m

Quarterly Price Change

-0.69% ↓

Median Unit Price*

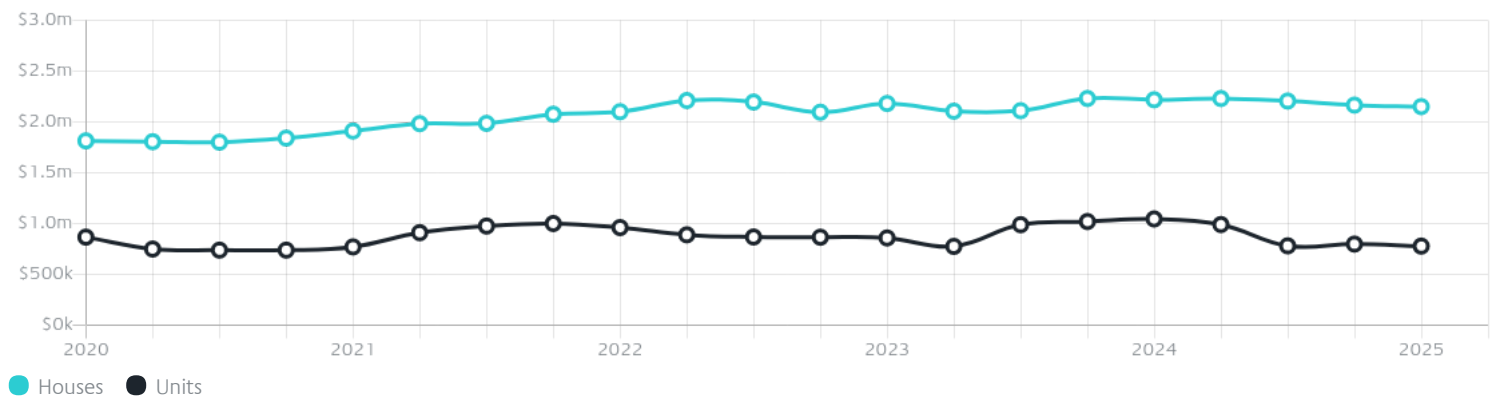
Median

\$778k

Quarterly Price Change

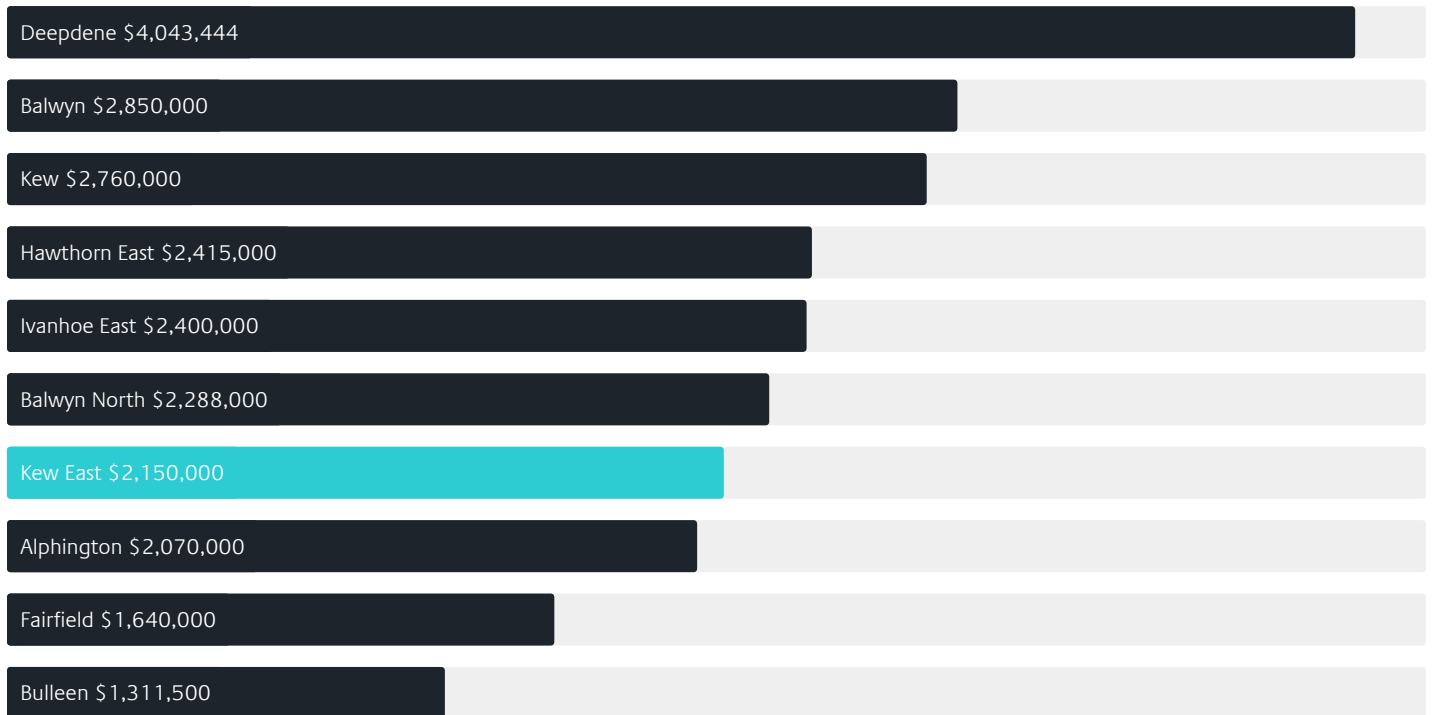
-2.50% ↓

Quarterly Price Change*

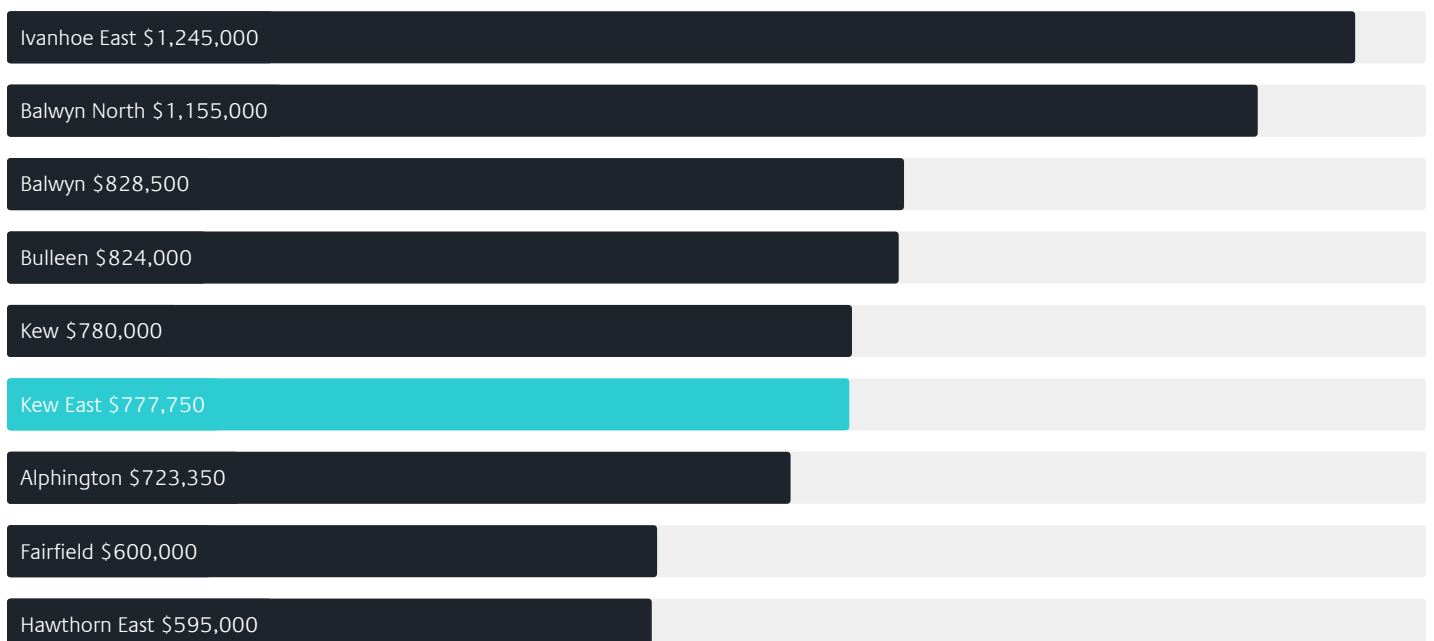


Surrounding Suburbs

Median House Sale Price*



Median Unit Sale Price*



Sales Snapshot

Sale Method^{*}



● Auction 57%
● Private 43%

Auction Clearance Rate^{*}

94.12%

Median Days on Market[^]

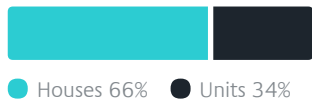
25 days

Average Hold Period^{*}

9.5 years

Insights

Dwelling Type[^]



● Houses 66% ● Units 34%

Ownership[^]



● Owned Outright 44% ● Mortgaged 36% ● Rented 20%

Population[^]

6,620

Median Asking Rent per week^{*}

\$895

Population Growth[^]

-0.23%

Rental Yield^{*}

2.19%

Median Age[^]













41 years

Median Household Size[^]













2.7 people

Sold Properties~













Discover a snapshot of the most recent results for this suburb, to view the full 12 months of sales history, please go to jellisicraig.com.au/suburbinsights

Address	Bedrooms	Type	Price	Sold
 1/49 Strathalbyn St Kew East	3	Townhouse	\$1,290,000	12 Apr 2025
 39 Belford Rd Kew East	4	House	\$2,070,000	05 Apr 2025
 2/14 Westbrook St Kew East	2	Apartment	\$620,000	01 Apr 2025
 139 Kilby Rd Kew East	4	House	\$2,150,000	29 Mar 2025
 32a Elm Gr Kew East	3	House	\$1,168,000	27 Mar 2025
 45 Frater St Kew East	3	House	\$2,025,000	22 Mar 2025
 2A Minto St Kew East	1	House	\$920,000	06 Mar 2025
 3/65 Westbrook St Kew East	2	Unit	\$735,000	01 Mar 2025
 7 Hale St Kew East	4	House	\$4,255,000	25 Feb 2025
 1/80 Westbrook St Kew East	3	Unit	\$1,440,000	25 Feb 2025
 20 Lister St Kew East	4	House	\$2,375,000	22 Feb 2025
 17 Minogue St KEW EAST	5	House	\$2,950,000	07 Feb 2025

Sold Properties~

Address	Bedrooms	Type	Price	Sold
 6/65 Westbrook St Kew East	2	Apartment	\$750,000	24 Jan 2025
 4/1236-1238 Old Burke Rd Kew East	3	Townhouse	\$1,190,000	17 Jan 2025
 2/65 Westbrook St Kew East	2	Apartment	\$775,000	14 Jan 2025
 8 Mcconchie Av Kew East	3	House	\$2,085,000	26 Dec 2024
 4/65 Westbrook St Kew East	2	Strata Unit/Flat	\$772,000	24 Dec 2024
 5/65 Westbrook St Kew East	2	Apartment	\$695,000	20 Dec 2024
 3/69 Windella Av Kew East	2	Apartment	\$652,500	17 Dec 2024
 2/10 Frater St Kew East	4	House	\$2,310,000	14 Dec 2024
 58 Strathalbyn St Kew East	4	House	\$1,880,000	09 Dec 2024
 573 High St Kew East	3	House	\$2,300,000	05 Dec 2024
 2/15 Elm Gr Kew East	4	Townhouse	\$1,520,000	30 Nov 2024
 2/56 Belford Rd Kew East	2	Unit	\$687,666	30 Nov 2024

Sold Properties~

Address	Bedrooms	Type	Price	Sold
 2/16 Woodlands Av Kew East	2	Unit	\$751,000	29 Nov 2024
 102 Kilby Rd Kew East	3	House	\$2,165,000	23 Nov 2024
 2/37 Hartwood St KEW EAST	3	Townhouse	\$1,483,000	12 Nov 2024
 60 Elm Gr Kew East	3	House	\$2,660,000	08 Nov 2024
 101/1377 Burke Rd Kew East	2	Apartment	\$565,000	08 Nov 2024
 1/820 High St Kew East	3	Flat/Unit/Apartment	\$1,590,000	08 Nov 2024
 141 Kilby Rd Kew East	2	House	\$2,250,000	08 Nov 2024
 2/9 Hartwood St Kew East	4	Flat/Unit/Apartment	\$1,571,800	07 Nov 2024
 10 Belford Av Kew East	3	House	\$1,445,000	02 Nov 2024
 27 Mcconchie Av Kew East	5	House	\$2,588,000	26 Oct 2024
 1 Strathwyn Pl Kew East	3	House	\$1,660,000	26 Oct 2024
 3/43 Clyde St Kew East	2	Unit	\$1,025,000	26 Oct 2024



Hawthorn Office
Level 4, 248 Burwood Road, Hawthorn
03 9810 5000

jelliscraig.com.au

Data is current as of PDF generation date 01/05/2025

* Updated Quarterly for the past 12 months

^ Updated daily for the past quarter

~ Updated daily: 33 recent results.

This publication contains data, analytics, statistics and other information supplied by PROPERTYDATAONLINE PTY LTD (PropertyData). The data provided in this publication is of a general nature and should not be construed as specific advice or relied upon in lieu of appropriate professional advice.

PropertyData relies upon data supplied by third parties and while the data is checked and reviewed, PropertyData does not warrant the accuracy or completeness of the information to the full extent permitted by the law and excludes all loss or damage howsoever arising (including through negligence) in connection with the data supplied by PropertyData. The State of Victoria owns the copyright in the Property Sales Data and reproduction of that data in any way without the consent of the State of Victoria will constitute a breach of the Copyright Act 1968 (cth). The State of Victoria does not warrant the accuracy or completeness of the Property Sales Data and any person using or relying upon such information does so on the basis that the State of Victoria accepts no responsibility or liability whatsoever for any errors, faults, defects or omissions in the information supplied.