



# *Suburb Report*

Know your neighbourhood.



# Property Prices

## Median House Price\*

Median

**\$2.78m**

Quarterly Price Change

**1.09% ↑**

## Median Unit Price\*

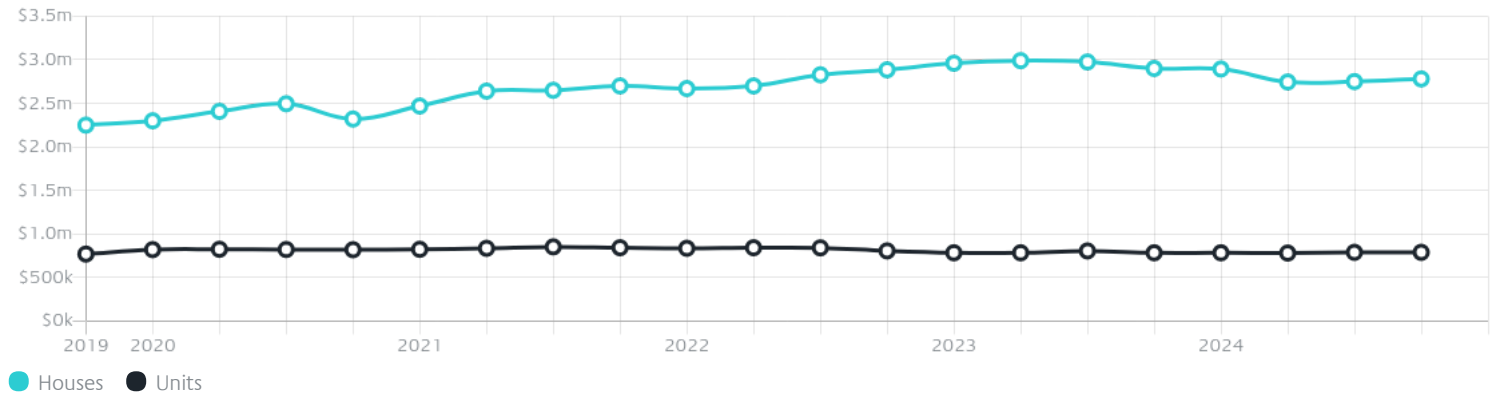
Median

**\$790k**

Quarterly Price Change

**0.00% ↓**

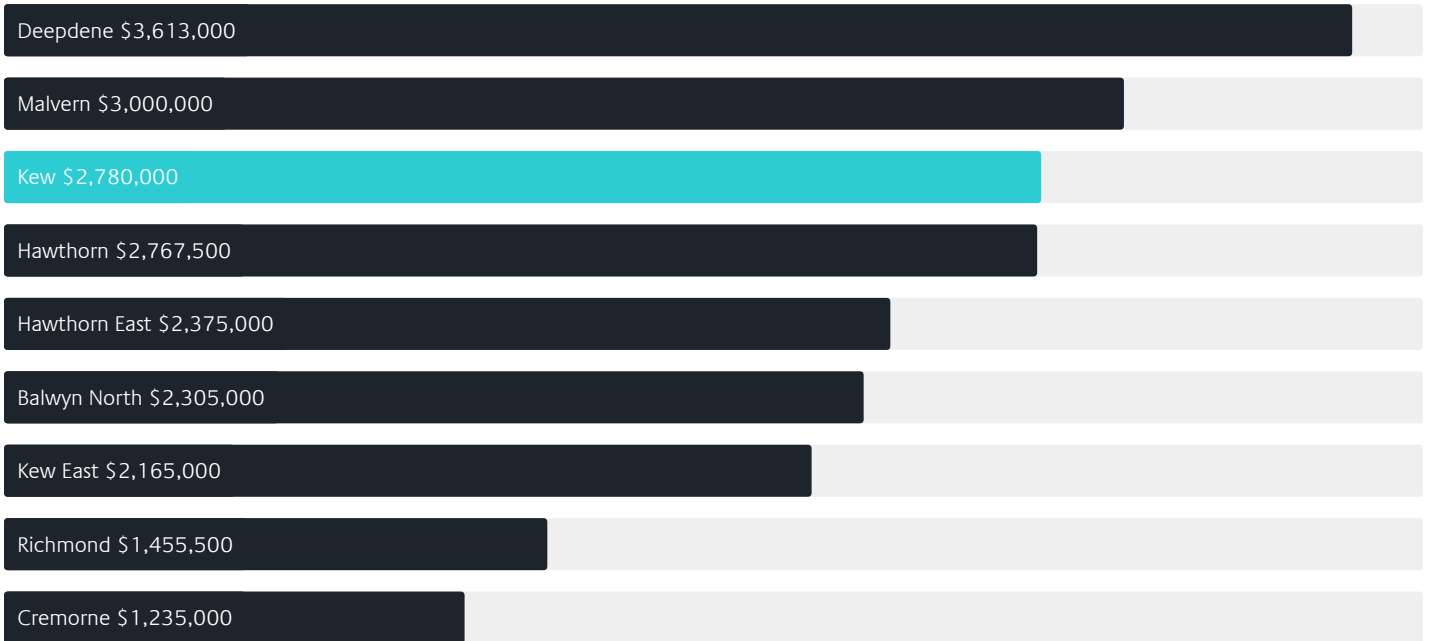
## Quarterly Price Change\*



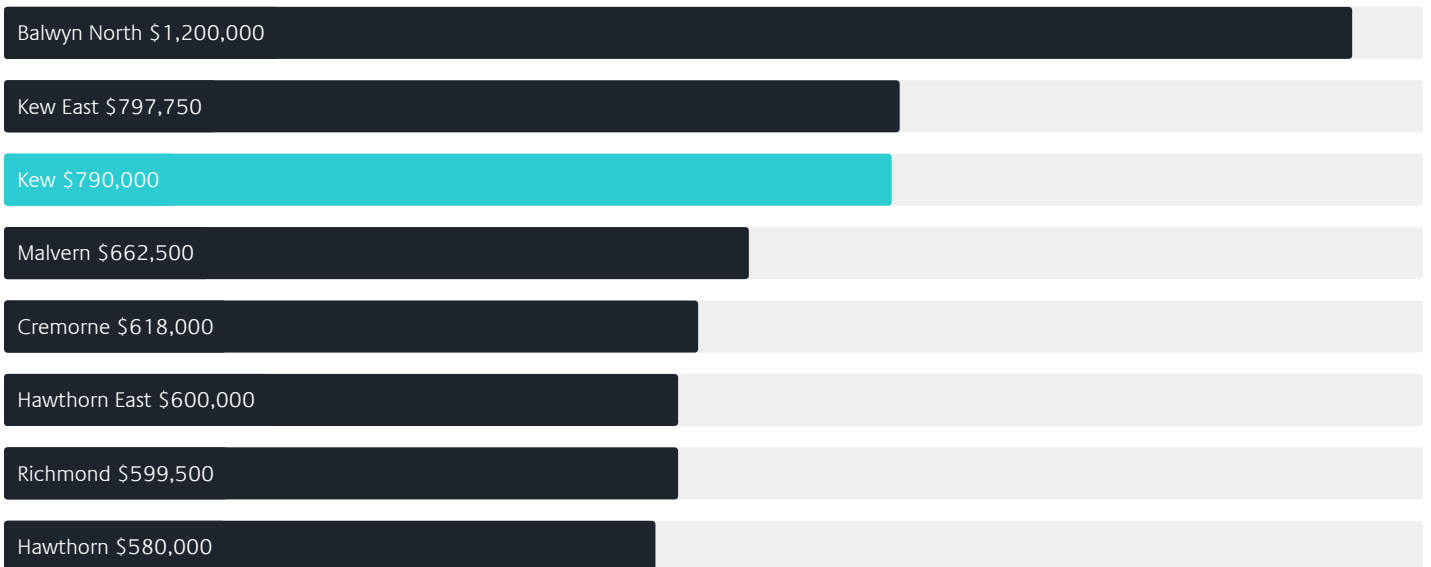
# Surrounding Suburbs

---

## Median House Sale Price\*



## Median Unit Sale Price\*



# Sales Snapshot

## Sale Method<sup>\*</sup>



● Auction 69%  
● Private 31%

## Auction Clearance Rate<sup>\*</sup>

74.68%

## Median Days on Market<sup>^</sup>

26 days

## Average Hold Period<sup>\*</sup>

6.7 years

# Insights

## Dwelling Type<sup>^</sup>



● Houses 51% ● Units 49%

## Ownership<sup>^</sup>



● Owned Outright 43% ● Mortgaged 31% ● Rented 26%

## Population<sup>^</sup>

24,499

## Median Asking Rent per week<sup>\*</sup>

\$995

## Population Growth<sup>^</sup>

-0.43%

## Rental Yield<sup>\*</sup>

1.79%

## Median Age<sup>^</sup>













41 years

## Median Household Size<sup>^</sup>













2.5 people

# Sold Properties~













Discover a snapshot of the most recent results for this suburb, to view the full 12 months of sales history, please go to [jellisraig.com.au/suburbinsights](https://jellisraig.com.au/suburbinsights)

Address	Bedrooms	Type	Price	Sold
 28 Uvadale Gr Kew	5	House	\$3,705,000	29 Mar 2025
 12 Hodgson St Kew	4	House	\$2,620,000	22 Mar 2025
 G04/136 Princess St Kew	2	Apartment	\$649,250	20 Mar 2025
 2/18 Gladstone St Kew	2	Unit	\$762,000	19 Mar 2025
 5 Tregarron Av Kew	5	House	\$5,780,000	15 Mar 2025
 1/25 Peel St Kew	3	Townhouse	\$1,135,000	15 Mar 2025
 803/118 High St Kew	2	Apartment	\$490,000	12 Mar 2025
 4/159 Cotham Rd Kew	3	Unit	\$1,080,000	04 Mar 2025
 101/187 Barkers Rd Kew	4	Apartment	\$1,260,000	02 Mar 2025
 62 Eglinton St Kew	4	House	\$1,920,000	01 Mar 2025
 57 Princess St Kew	4	House	\$2,525,000	01 Mar 2025
 25 Childers St Kew	3	House	\$1,410,000	01 Mar 2025

# Sold Properties~

Address	Bedrooms	Type	Price	Sold
 1205 Burke Rd Kew	4	House	\$4,620,000	01 Mar 2025
 1/18 Gladstone St Kew	2	Unit	\$715,000	27 Feb 2025
 5 Kellett Gr Kew	4	House	\$2,245,000	27 Feb 2025
 3/17 Cecil St Kew	3	Townhouse	\$1,570,000	22 Feb 2025
 2/393 Barkers Rd Kew	3	Unit	\$1,463,000	22 Feb 2025
 4 Vaughan Cr Kew	3	House	\$1,225,000	22 Feb 2025
 32 Edward St Kew	4	House	\$2,630,000	22 Feb 2025
 10 St Anthony's Pl Kew	3	House	\$2,150,000	21 Feb 2025
 2/54 Princess St Kew	2	Unit	\$566,000	19 Feb 2025
 16 Kellett Gr Kew	3	House	\$1,500,000	18 Feb 2025
 8/39 Walpole St Kew	1	Apartment	\$435,000	18 Feb 2025
 2 Barnard Gr Kew	5	House	\$2,690,000	17 Feb 2025

# Sold Properties~

Address	Bedrooms	Type	Price	Sold
 4/7 Vaughan Cr Kew	2	House	\$750,000	17 Feb 2025
 18 Walmer St Kew	4	House	\$5,230,000	14 Feb 2025
 4/18 Gladstone St Kew	2	Unit	\$680,000	13 Feb 2025
 223 Wiltshire Dr Kew	3	Flat/Unit/Apartment	\$760,000	13 Feb 2025
 9 Ermington Pl Kew	3	House	\$1,550,000	11 Feb 2025
 1/8 Hartington St Kew	2	Apartment	\$775,000	08 Feb 2025
 205/191 Barkers Rd Kew	2	Apartment	\$571,000	05 Feb 2025
 304/5 Studley Park Rd Kew	1	Serviced Apartments/Holiday Units	\$135,000	05 Feb 2025
 1 Clevedon Ct Kew	5	House	\$2,225,000	01 Feb 2025
 2a Marshall Av Kew	3	House	\$2,348,888	31 Jan 2025
 6a Balmoral Av Kew	4	House	\$3,050,000	31 Jan 2025
 12/60 Harp Rd Kew	1	Apartment	\$451,000	30 Jan 2025



Hawthorn Office  
Level 4, 248 Burwood Road, Hawthorn  
03 9810 5000

[jellisraig.com.au](http://jellisraig.com.au)

Data is current as of PDF generation date 01/04/2025

\* Updated Quarterly for the past 12 months

^ Updated daily for the past quarter

~ Updated daily: 33 recent results.

This publication contains data, analytics, statistics and other information supplied by PROPERTYDATAONLINE PTY LTD (PropertyData). The data provided in this publication is of a general nature and should not be construed as specific advice or relied upon in lieu of appropriate professional advice.

PropertyData relies upon data supplied by third parties and while the data is checked and reviewed, PropertyData does not warrant the accuracy or completeness of the information to the full extent permitted by the law and excludes all loss or damage howsoever arising (including through negligence) in connection with the data supplied by PropertyData. The State of Victoria owns the copyright in the Property Sales Data and reproduction of that data in any way without the consent of the State of Victoria will constitute a breach of the Copyright Act 1968 (cth). The State of Victoria does not warrant the accuracy or completeness of the Property Sales Data and any person using or relying upon such information does so on the basis that the State of Victoria accepts no responsibility or liability whatsoever for any errors, faults, defects or omissions in the information supplied.