



# *Suburb Report*

Know your neighbourhood.



# Property Prices

## Median House Price\*

Median

**\$2.78m**

Quarterly Price Change

**1.09% ↑**

## Median Unit Price\*

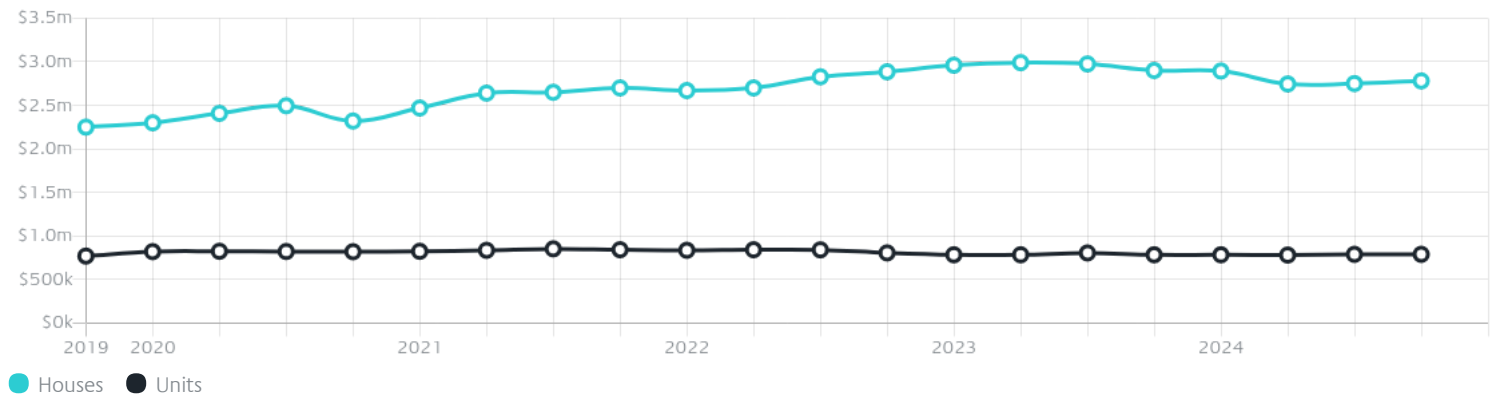
Median

**\$790k**

Quarterly Price Change

**0.00% ↓**

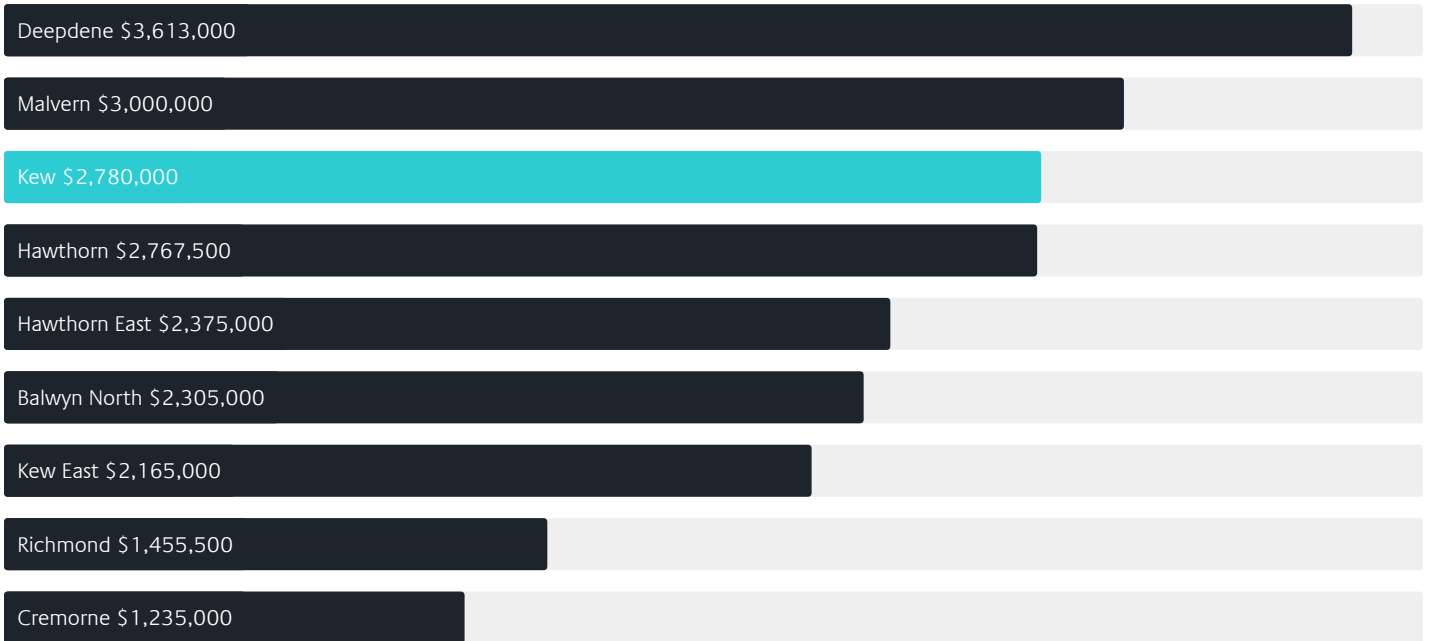
## Quarterly Price Change\*



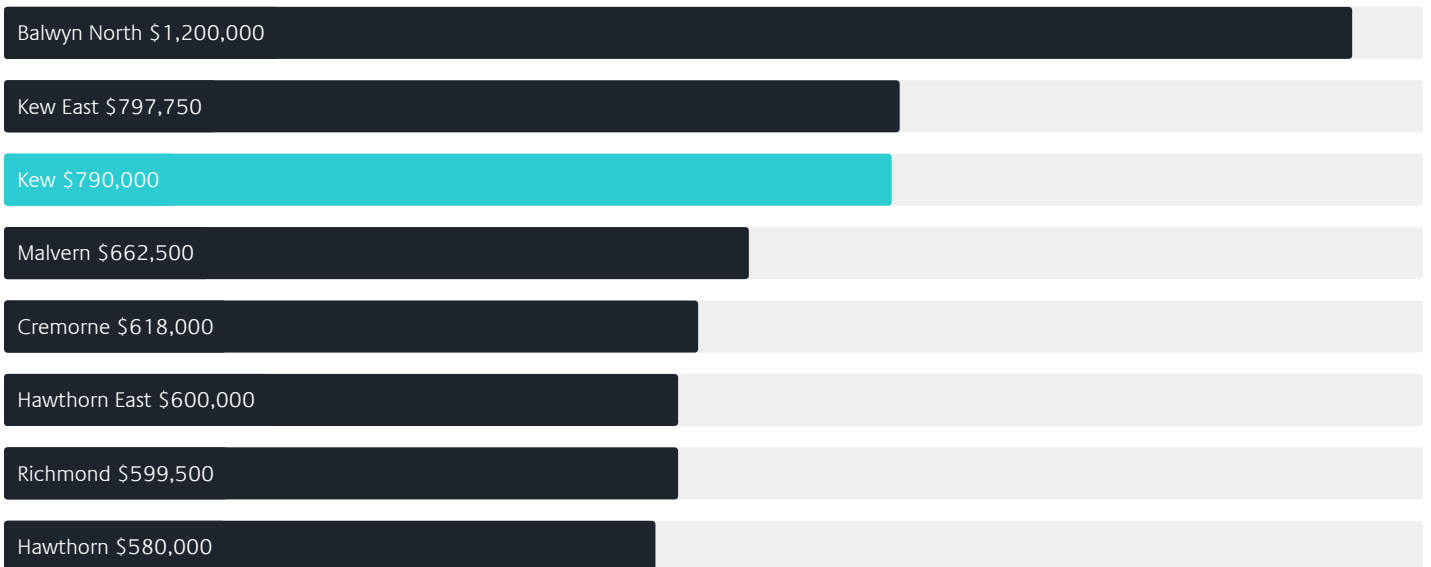
# Surrounding Suburbs

---

## Median House Sale Price\*



## Median Unit Sale Price\*



# Sales Snapshot

## Sale Method<sup>\*</sup>



● Auction 54%  
● Private 46%

## Auction Clearance Rate<sup>\*</sup>

75.31%

## Median Days on Market<sup>^</sup>

27 days

## Average Hold Period<sup>\*</sup>

6.7 years

# Insights

## Dwelling Type<sup>^</sup>



● Houses 51% ● Units 49%

## Ownership<sup>^</sup>



● Owned Outright 43% ● Mortgaged 31% ● Rented 26%

## Population<sup>^</sup>

24,499

## Median Asking Rent per week<sup>\*</sup>

\$995

## Population Growth<sup>^</sup>

-0.43%

## Rental Yield<sup>\*</sup>

1.79%

## Median Age<sup>^</sup>













41 years

## Median Household Size<sup>^</sup>













2.5 people

# Sold Properties~













Discover a snapshot of the most recent results for this suburb, to view the full 12 months of sales history, please go to [jellisraig.com.au/suburbinsights](https://jellisraig.com.au/suburbinsights)

Address	Bedrooms	Type	Price	Sold
 214 Wiltshire Dr KEW	3	Townhouse	\$935,000	11 Jan 2025
 19 Peel St KEW	5	House	\$3,320,000	22 Dec 2024
 107/59 Earl St Kew	2	Apartment	\$572,000	19 Dec 2024
 21 Edward St Kew	4	House	\$4,950,000	19 Dec 2024
 107/1 Derby St Kew	1	Apartment	\$455,000	17 Dec 2024
 4/27 Peel St Kew	2	Apartment	\$566,000	14 Dec 2024
 1/125 Walpole St Kew	2	Flat/Unit/Apartment	\$295,909	11 Dec 2024
 23 Wiltshire Dr Kew	2	Flat/Unit/Apartment	\$535,000	04 Dec 2024
 7 Scott St Kew	3	House	\$1,675,000	30 Nov 2024
 21/20 Pakington St Kew	2	Apartment	\$650,000	30 Nov 2024
 10/99 Brougham St Kew	2	Apartment	\$632,000	30 Nov 2024
 1/4 Union St Kew	2	House	\$1,450,000	29 Nov 2024

# Sold Properties~

Address	Bedrooms	Type	Price	Sold
 3/92 Princess St KEW	2	Apartment	\$570,000	29 Nov 2024
 25 Florence Av KEW	6	House	\$8,000,000	26 Nov 2024
 30 Childers St Kew	3	House	\$2,780,000	23 Nov 2024
 16 Grandview Tce Kew	3	House	\$1,936,000	23 Nov 2024
 2/123 Willsmere Rd Kew	3	House	\$1,410,500	22 Nov 2024
 11/39 Walpole St Kew	1	Apartment	\$406,000	21 Nov 2024
 15/120 Princess St Kew	1	Apartment	\$465,000	21 Nov 2024
 5/912 Glenferrie Rd Kew	1	Apartment	\$573,000	20 Nov 2024
 4/32 Wimba Av Kew	2	Apartment	\$639,000	19 Nov 2024
 7 Edgecombe St Kew	3	House	\$2,000,000	18 Nov 2024
 2b Daniell Pl Kew	5	House	\$2,625,000	17 Nov 2024
 1/20 Edgevale Rd Kew	4	Townhouse	\$2,100,000	15 Nov 2024

# Sold Properties~

Address	Bedrooms	Type	Price	Sold
 321/369 High St Kew	2	Unit	\$825,000	15 Nov 2024
 11/68 Walpole St Kew	4	Townhouse	\$1,760,000	13 Nov 2024
 301/140 Cotham Rd Kew	2	Strata Unit/Flat	\$657,500	11 Nov 2024
 9 Campbell St Kew	4	House	\$2,615,000	09 Nov 2024
 52 Normanby Rd Kew	5	House	\$2,905,000	09 Nov 2024
 17 Earl St Kew	3	House	\$1,750,000	09 Nov 2024
 1/1217 Burke Rd KEW	3	House	\$1,400,000	07 Nov 2024
 140 Derby St Kew	3	House	\$1,600,000	06 Nov 2024
 2/60 Studley Park Rd Kew	2	Apartment	\$596,500	06 Nov 2024
 4/35 Hartington St Kew	3	Unit	\$670,000	04 Nov 2024
 14 Campbell St Kew	3	House	\$2,556,000	02 Nov 2024
 27 Fellows St Kew	7	House	\$6,220,000	30 Oct 2024



Hawthorn Office  
Level 4, 248 Burwood Road, Hawthorn  
03 9810 5000

[jelliscraig.com.au](http://jelliscraig.com.au)

Data is current as of PDF generation date 20/01/2025

\* Updated Quarterly for the past 12 months

^ Updated daily for the past quarter

~ Updated daily: 33 recent results.

This publication contains data, analytics, statistics and other information supplied by PROPERTYDATAONLINE PTY LTD (PropertyData). The data provided in this publication is of a general nature and should not be construed as specific advice or relied upon in lieu of appropriate professional advice.

PropertyData relies upon data supplied by third parties and while the data is checked and reviewed, PropertyData does not warrant the accuracy or completeness of the information to the full extent permitted by the law and excludes all loss or damage howsoever arising (including through negligence) in connection with the data supplied by PropertyData. The State of Victoria owns the copyright in the Property Sales Data and reproduction of that data in any way without the consent of the State of Victoria will constitute a breach of the Copyright Act 1968 (cth). The State of Victoria does not warrant the accuracy or completeness of the Property Sales Data and any person using or relying upon such information does so on the basis that the State of Victoria accepts no responsibility or liability whatsoever for any errors, faults, defects or omissions in the information supplied.