



## *Suburb Report*

Know your neighbourhood.



# Property Prices

## Median House Price\*

Median

**\$2.76m**

Quarterly Price Change

**-0.73% ↓**

## Median Unit Price\*

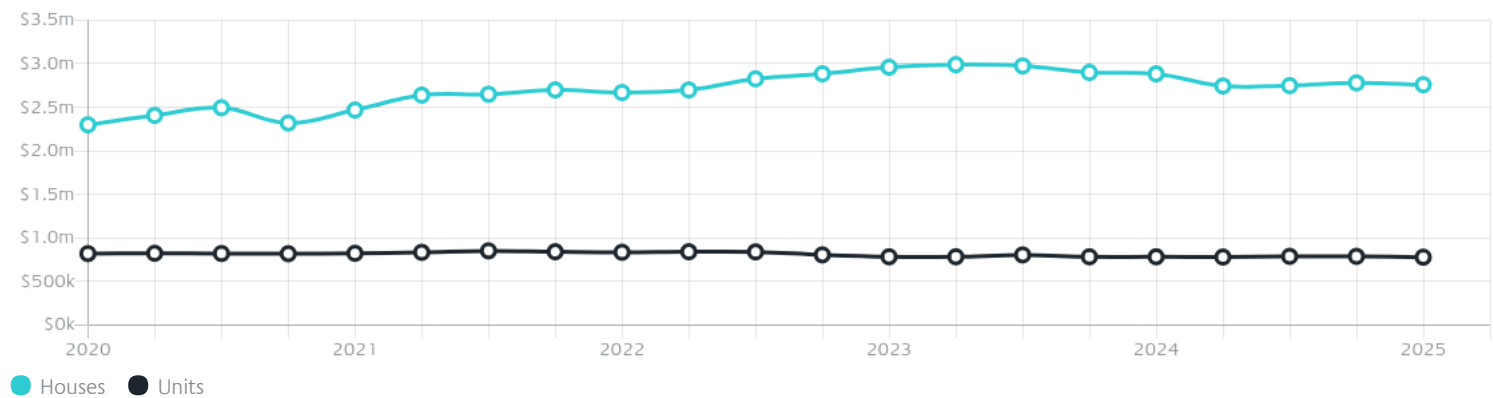
Median

**\$780k**

Quarterly Price Change

**-1.26% ↓**

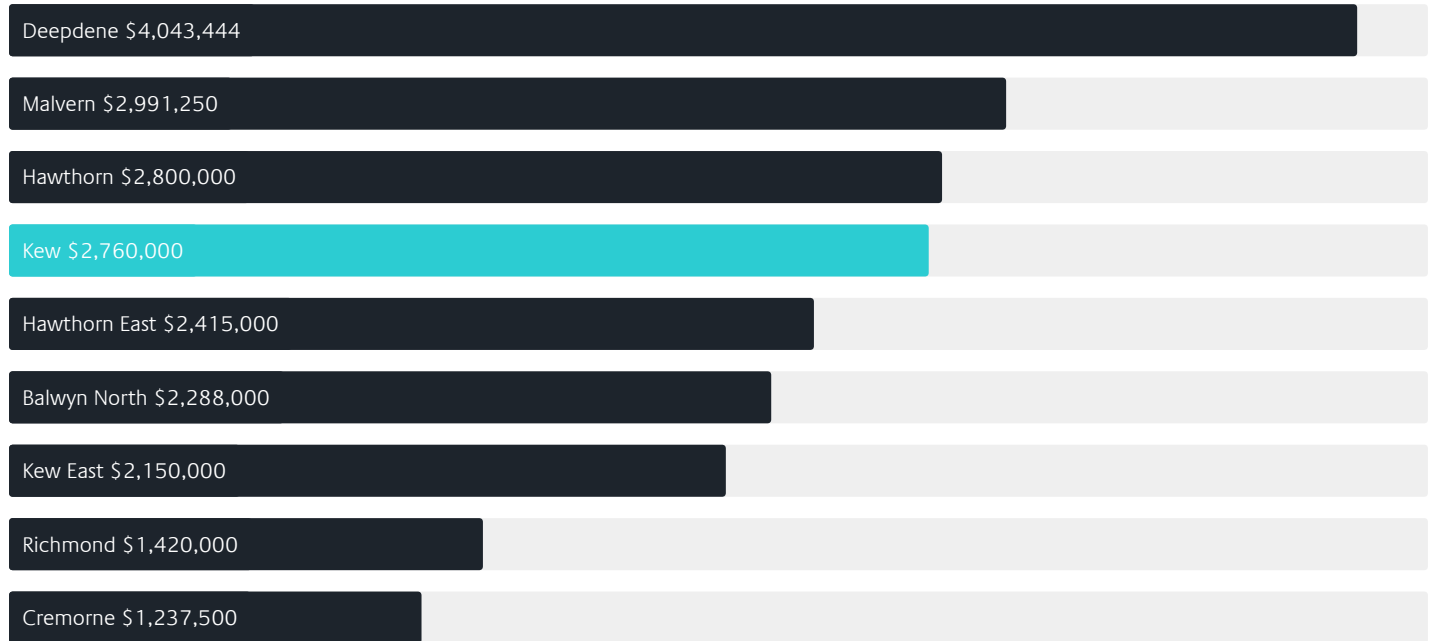
## Quarterly Price Change\*



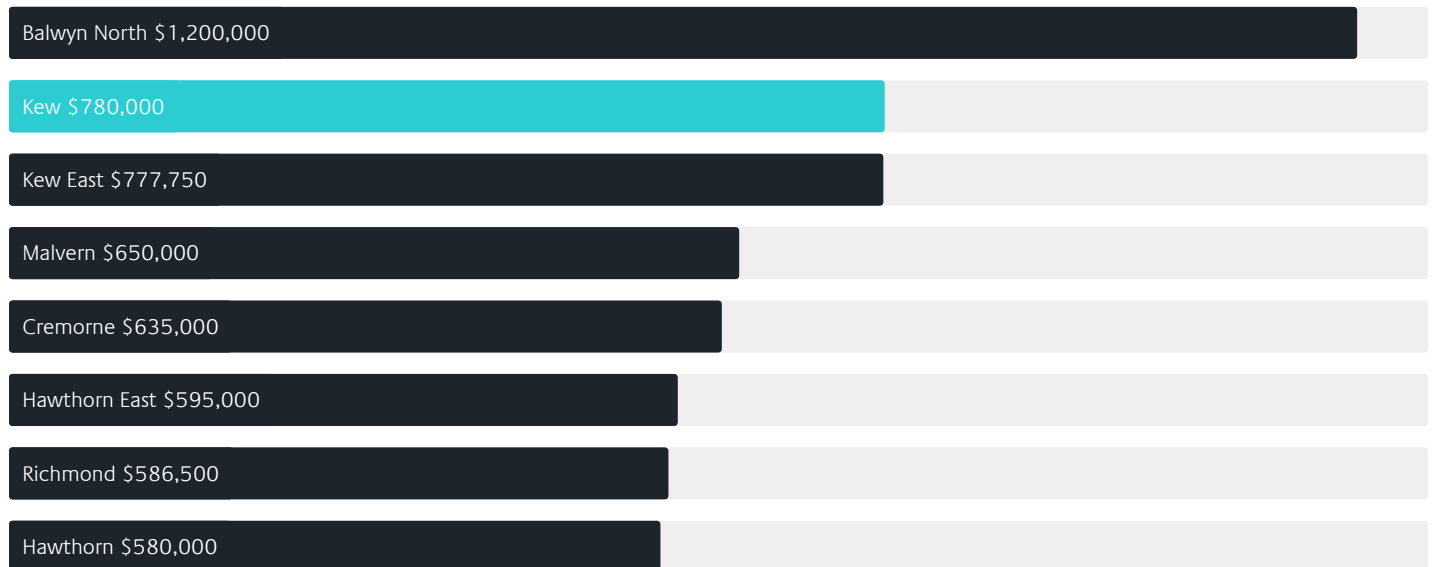
# Surrounding Suburbs

---

## Median House Sale Price\*



## Median Unit Sale Price\*



# Sales Snapshot

Sale Method<sup>\*</sup>

● Auction 59%  
● Private 41%

Auction Clearance Rate<sup>\*</sup>

78.82%

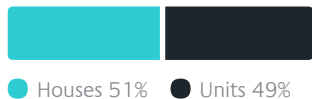
Median Days on Market<sup>^</sup>

27 days

Average Hold Period<sup>\*</sup>

6.7 years

## Insights

Dwelling Type<sup>^</sup>

● Houses 51% ● Units 49%

Ownership<sup>^</sup>

● Owned Outright 43% ● Mortgaged 31% ● Rented 26%

Population<sup>^</sup>

24,499

Median Asking Rent per week<sup>\*</sup>

\$983

Population Growth<sup>^</sup>

-0.43%

Rental Yield<sup>\*</sup>

1.79%

Median Age<sup>^</sup>













41 years

Median Household Size<sup>^</sup>













2.5 people

# Sold Properties~













Discover a snapshot of the most recent results for this suburb, to view the full 12 months of sales history, please go to [jellisicraig.com.au/suburbinsights](https://jellisicraig.com.au/suburbinsights)

Address	Bedrooms	Type	Price	Sold
 1293 Burke Rd Kew	3	House	\$2,110,000	28 Jun 2025
 72 Malmsbury St Kew	2	House	\$1,400,000	28 Jun 2025
 3/8 Duke St Kew	3	Townhouse	\$1,371,000	21 Jun 2025
 3/25-27 Gladstone St Kew	2	Apartment	\$556,000	20 Jun 2025
 4/6 Mackie Ct Kew	2	Unit	\$918,000	07 Jun 2025
 14/56 Princess St Kew	2	Apartment	\$685,000	29 May 2025
 20 Carson St Kew	5	House	\$4,200,000	24 May 2025
 2/13 Belmont Av Kew	2	Apartment	\$800,000	23 May 2025
 5 Fenton Av Kew	4	House	\$3,150,000	23 May 2025
 8 Young St Kew	3	House	\$2,750,000	21 May 2025
 6 Wiltshire Dr Kew	2	Apartment	\$852,200	17 May 2025
 2/177 Brougham St Kew	2	House	\$780,000	17 May 2025

# Sold Properties~

Address	Bedrooms	Type	Price	Sold
 2 Tara Av Kew	4	House	\$3,850,000	17 May 2025
 291 Barkers Rd Kew	4	House	\$2,512,000	17 May 2025
 116 Derby St Kew	3	House	\$1,751,000	17 May 2025
 1 / 105 Walpole St Kew	2	Apartment	\$674,000	17 May 2025
 53 Denmark St Kew	4	House	\$2,000,000	16 May 2025
 23 May St Kew	3	House	\$1,880,000	15 May 2025
 13/36 Disraeli St Kew	2	Apartment	\$569,000	10 May 2025
 81 Wiltshire Dr Kew	4	Townhouse	\$1,268,000	09 May 2025
 202/20 Main Dr Kew	3	Unit	\$1,580,000	07 May 2025
 6/11 Bowen St Kew	2	Unit	\$980,000	06 May 2025
 2/22 Highbury Gr Kew	2	Apartment	\$640,000	06 May 2025
 231 Wiltshire Dr Kew	3	Townhouse	\$915,000	02 May 2025

# Sold Properties~

Address	Bedrooms	Type	Price	Sold
 905/118 High St Kew	1	Apartment	\$285,000	01 May 2025
 15/11 Oshaughnessy St Kew	2	Apartment	\$547,000	01 May 2025
 8/1289 Burke Rd Kew	4	Townhouse	\$1,260,000	30 Apr 2025
 5/72 Cobden St Kew	2	Unit	\$635,000	30 Apr 2025
 G5/191 Barkers Rd Kew	2	Apartment	\$730,000	24 Apr 2025
 12/48 Princess St Kew	2	Unit	\$572,000	22 Apr 2025
 18/93 Earl St Kew	3	House	\$1,380,000	17 Apr 2025
 1/45 Disraeli St Kew	2	Apartment	\$740,000	17 Apr 2025
 5/36 Daniell Pl Kew	3	Strata Unit/Flat	\$1,418,000	16 Apr 2025
 G3/4 Fenwick St Kew	5	Strata Unit/Flat	\$2,057,000	16 Apr 2025
 186 Wiltshire Dr Kew	3	Townhouse	\$860,000	14 Apr 2025
 4/56 Princess St Kew	2	Apartment	\$690,000	13 Apr 2025



Hawthorn Office  
Level 4, 248 Burwood Road, Hawthorn  
03 9810 5000

[jelliscraig.com.au](http://jelliscraig.com.au)

Data is current as of PDF generation date 01/07/2025

\* Updated Quarterly for the past 12 months

^ Updated daily for the past quarter

~ Updated daily: 33 recent results.

This publication contains data, analytics, statistics and other information supplied by PROPERTYDATAONLINE PTY LTD (PropertyData). The data provided in this publication is of a general nature and should not be construed as specific advice or relied upon in lieu of appropriate professional advice.

PropertyData relies upon data supplied by third parties and while the data is checked and reviewed, PropertyData does not warrant the accuracy or completeness of the information to the full extent permitted by the law and excludes all loss or damage howsoever arising (including through negligence) in connection with the data supplied by PropertyData. The State of Victoria owns the copyright in the Property Sales Data and reproduction of that data in any way without the consent of the State of Victoria will constitute a breach of the Copyright Act 1968 (cth). The State of Victoria does not warrant the accuracy or completeness of the Property Sales Data and any person using or relying upon such information does so on the basis that the State of Victoria accepts no responsibility or liability whatsoever for any errors, faults, defects or omissions in the information supplied.