



# *Suburb Report*

Know your neighbourhood.



# Property Prices

## Median House Price\*

Median

**\$2.78m**

Quarterly Price Change

**1.09% ↑**

## Median Unit Price\*

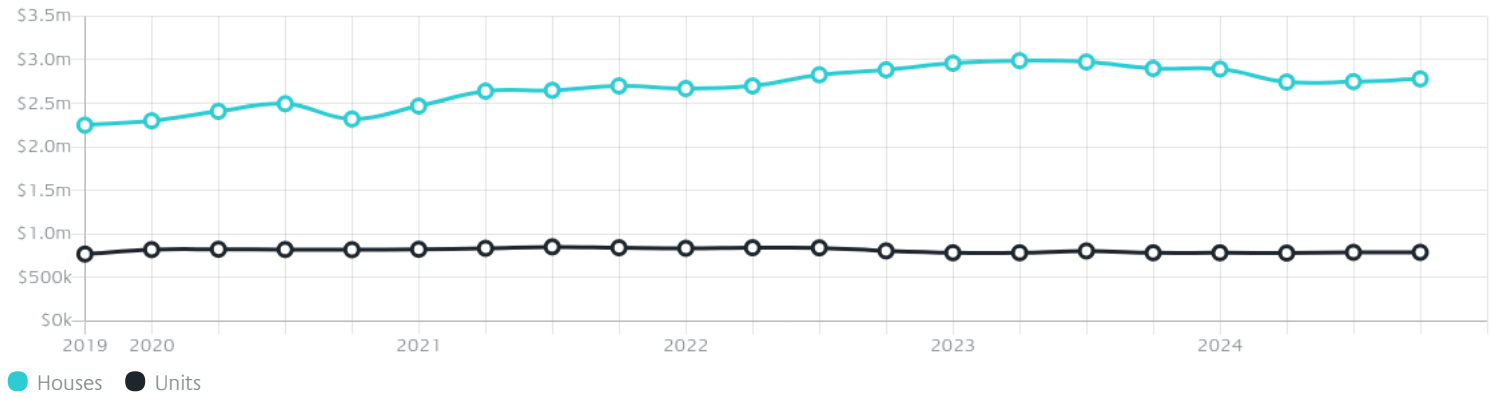
Median

**\$790k**

Quarterly Price Change

**0.00% ↓**

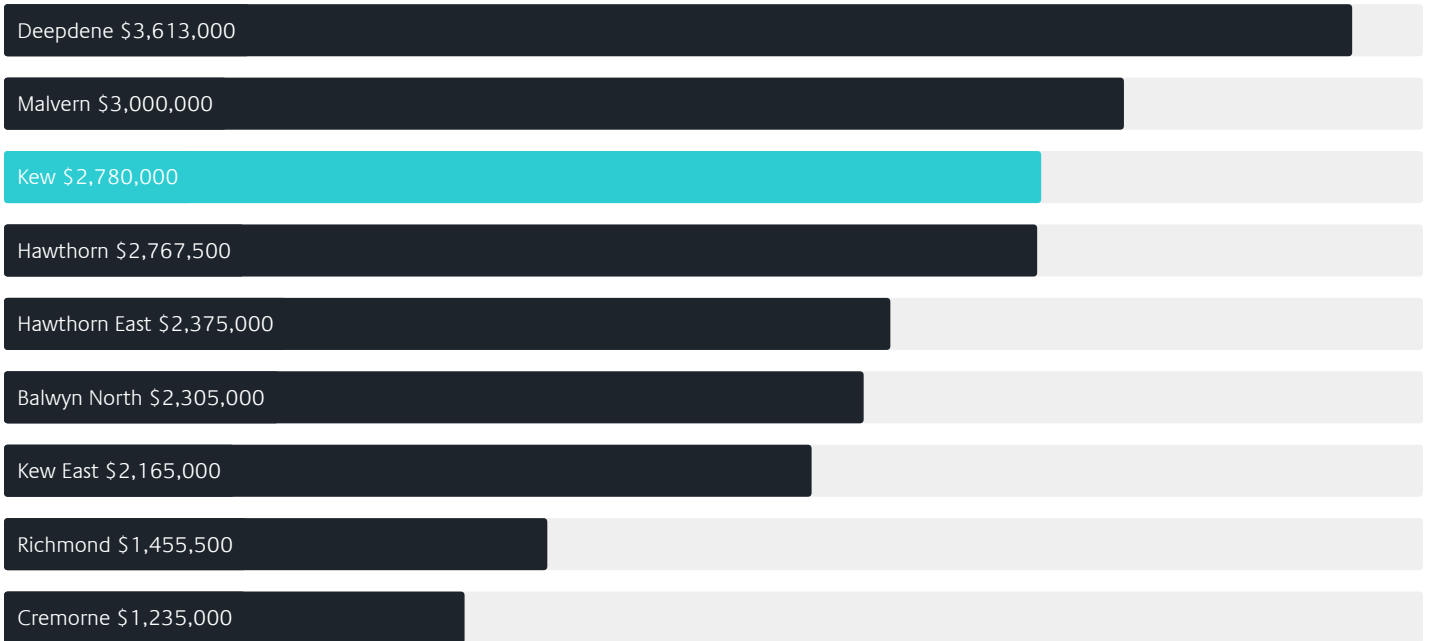
## Quarterly Price Change\*



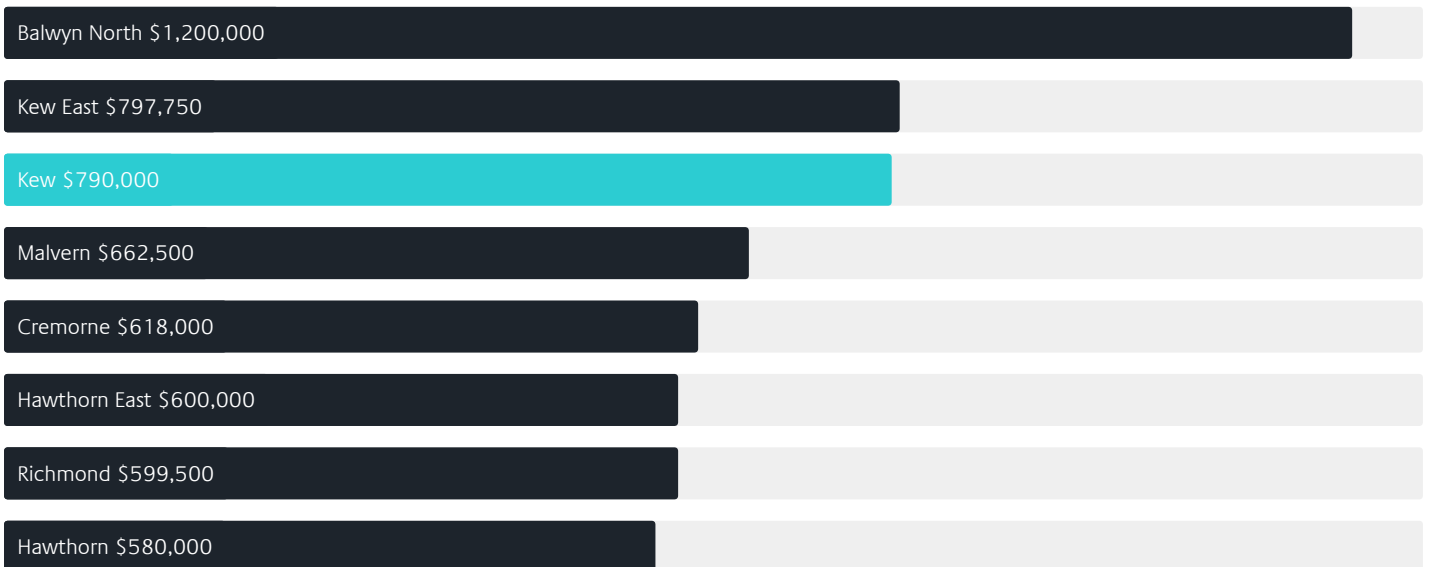
# Surrounding Suburbs

---

## Median House Sale Price\*



## Median Unit Sale Price\*



# Sales Snapshot

Sale Method<sup>\*</sup>



● Auction 53%  
● Private 47%

Auction Clearance Rate<sup>\*</sup>

77.97%

Median Days on Market<sup>^</sup>

26 days

Average Hold Period<sup>\*</sup>

6.7 years

# Insights

Dwelling Type<sup>^</sup>



● Houses 51% ● Units 49%

Ownership<sup>^</sup>



● Owned Outright 43% ● Mortgaged 31% ● Rented 26%

Population<sup>^</sup>

24,499

Median Asking Rent per week<sup>\*</sup>

\$995

Population Growth<sup>^</sup>

-0.43%

Rental Yield<sup>\*</sup>

1.79%

Median Age<sup>^</sup>













41 years

Median Household Size<sup>^</sup>













2.5 people

# Sold Properties~













Discover a snapshot of the most recent results for this suburb, to view the full 12 months of sales history, please go to [jellisraig.com.au/suburbinsights](https://jellisraig.com.au/suburbinsights)

Address	Bedrooms	Type	Price	Sold
 1/18 Gladstone St Kew	2	Unit	\$715,000	27 Feb 2025
 3/17 Cecil St Kew	3	Townhouse	\$1,570,000	22 Feb 2025
 2/393 Barkers Rd Kew	3	Unit	\$1,463,000	22 Feb 2025
 4 Vaughan Cr Kew	3	House	\$1,225,000	22 Feb 2025
 32 Edward St Kew	4	House	\$2,630,000	22 Feb 2025
 2/54 Princess St Kew	2	Unit	\$566,000	19 Feb 2025
 8/39 Walpole St Kew	1	Apartment	\$435,000	19 Feb 2025
 16 Kellett Gr Kew	3	House	\$1,500,000	18 Feb 2025
 4/18 Gladstone St Kew	2	Unit	\$680,000	13 Feb 2025
 1/8 Hartington St Kew	2	Apartment	\$775,000	08 Feb 2025
 205/191 Barkers Rd Kew	2	Apartment	\$571,000	05 Feb 2025
 1 Clevedon Ct Kew	5	House	\$2,225,000	01 Feb 2025

# Sold Properties~

Address	Bedrooms	Type	Price	Sold
 12/60 Harp Rd Kew	1	Apartment	\$451,000	30 Jan 2025
 12 Duke St Kew	2	Land	\$2,495,000	30 Jan 2025
 16/120 Princess St Kew	1	Unit	\$467,500	22 Jan 2025
 1/36 Walpole St Kew	3	Flat/Unit/Apartment	\$950,000	22 Jan 2025
 237 Wiltshire Dr Kew	2	Townhouse	\$780,000	16 Jan 2025
 201/4 Barenya Ct Kew	3	Apartment	\$1,600,000	14 Jan 2025
 101/24 Cotham Rd Kew	2	Strata Unit/Flat	\$590,000	11 Jan 2025
 214 Wiltshire Dr KEW	3	Townhouse	\$935,000	11 Jan 2025
 6/13 Hope Ct Kew	2	Unit	\$690,000	09 Jan 2025
 19 Peel St KEW	5	House	\$3,320,000	21 Dec 2024
 6/83 Earl St Kew	3	Flat/Unit/Apartment	\$920,000	21 Dec 2024
 13/48 Derby St Kew	1	Apartment	\$430,000	20 Dec 2024

# Sold Properties~

Address	Bedrooms	Type	Price	Sold
 101 Eglinton St Kew	4	House	\$2,110,000	19 Dec 2024
 107/59 Earl St Kew	2	Apartment	\$572,000	19 Dec 2024
 1/1 Mountain Gr Kew	3	Flat/Unit/Apartment	\$2,650,000	19 Dec 2024
 21 Edward St Kew	4	House	\$4,950,000	19 Dec 2024
 6/233 Cotham Rd Kew	1	Unit	\$355,000	18 Dec 2024
 107/1 Derby St Kew	1	Apartment	\$455,000	17 Dec 2024
 5/100 Mount St Kew	2	Apartment	\$685,000	14 Dec 2024
 4/27 Peel St Kew	2	Apartment	\$566,000	14 Dec 2024
 129 Wellington St Kew	3	House	\$1,300,000	14 Dec 2024
 100 Wiltshire Dr Kew	1	Apartment	\$519,000	14 Dec 2024
 302/39 Earl St Kew	2	Strata Unit/Flat	\$595,000	13 Dec 2024
 3/174 Cotham Rd KEW	2	Apartment	\$683,500	13 Dec 2024

# Jellis Craig

Hawthorn Office  
Level 4, 248 Burwood Road, Hawthorn  
03 9810 5000

[jelliscraig.com.au](http://jelliscraig.com.au)

Data is current as of PDF generation date 01/03/2025

\* Updated Quarterly for the past 12 months

^ Updated daily for the past quarter

~ Updated daily: 33 recent results.

This publication contains data, analytics, statistics and other information supplied by PROPERTYDATAONLINE PTY LTD (PropertyData). The data provided in this publication is of a general nature and should not be construed as specific advice or relied upon in lieu of appropriate professional advice.

PropertyData relies upon data supplied by third parties and while the data is checked and reviewed, PropertyData does not warrant the accuracy or completeness of the information to the full extent permitted by the law and excludes all loss or damage howsoever arising (including through negligence) in connection with the data supplied by PropertyData. The State of Victoria owns the copyright in the Property Sales Data and reproduction of that data in any way without the consent of the State of Victoria will constitute a breach of the Copyright Act 1968 (cth). The State of Victoria does not warrant the accuracy or completeness of the Property Sales Data and any person using or relying upon such information does so on the basis that the State of Victoria accepts no responsibility or liability whatsoever for any errors, faults, defects or omissions in the information supplied.