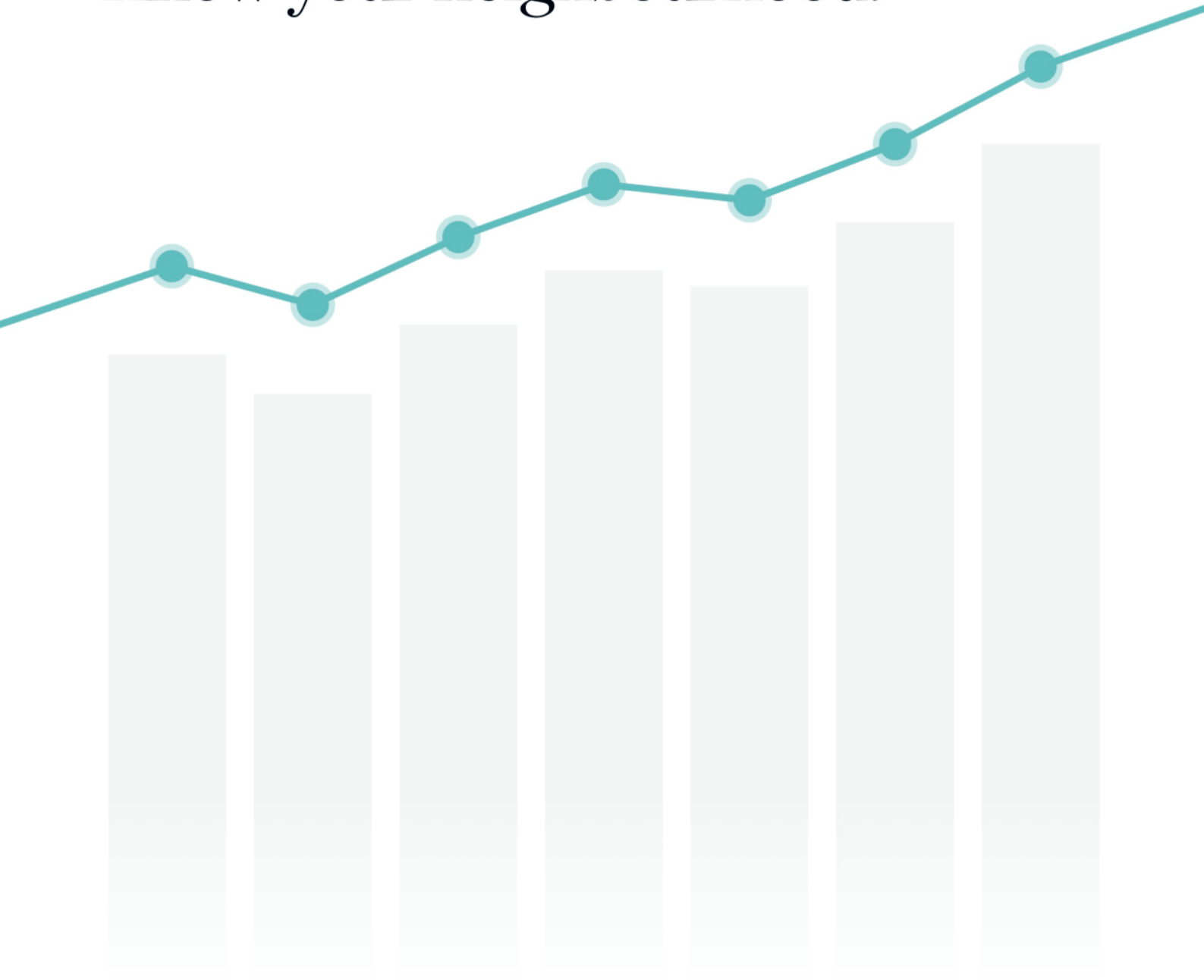


Suburb Report

Know your neighbourhood.



Property Prices

Median House Price*

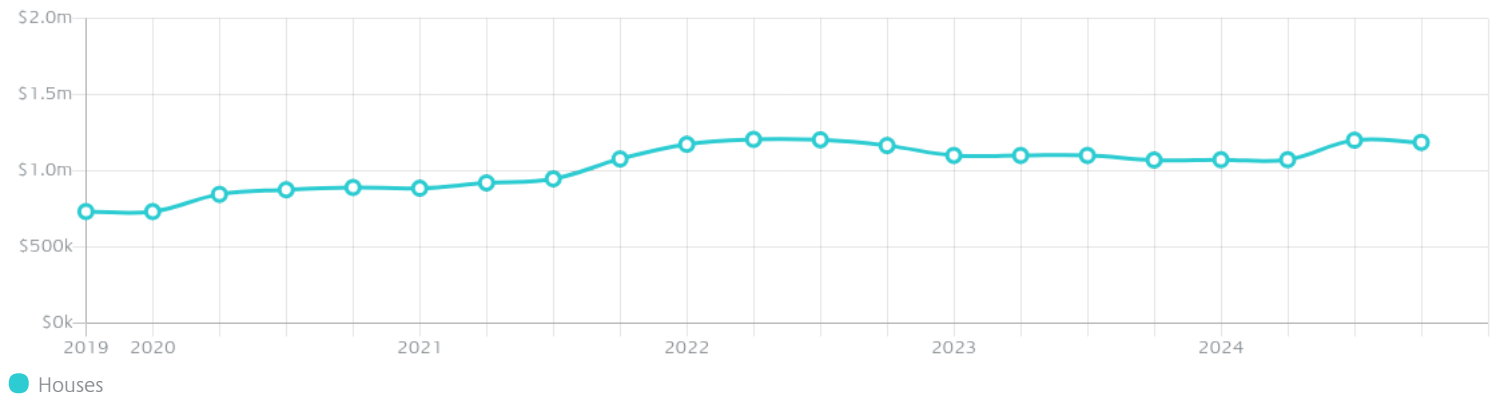
Median

\$1.19m

Quarterly Price Change

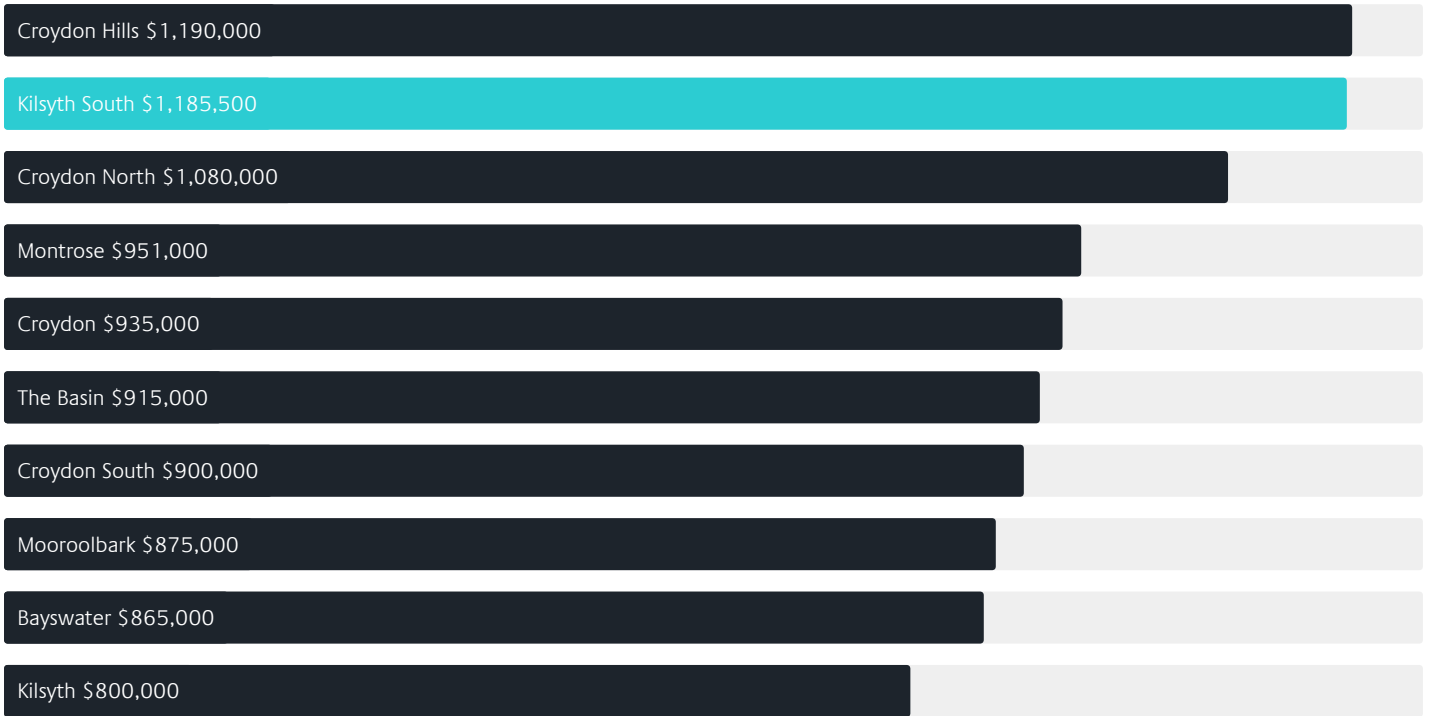
-1.20% ↓

Quarterly Price Change*



Surrounding Suburbs

Median House Sale Price*



Median Unit Sale Price*



Sales Snapshot

Sale Method^{*}



● Private 100%

Median Days on Market[^]

17 days

Average Hold Period^{*}

6.5 years

Insights

Dwelling Type[^]



● Houses 97% ● Units 3%

Ownership[^]



● Owned Outright 42% ● Mortgaged 54% ● Rented 4%

Population[^]

2,862

Median Asking Rent per week^{*}

\$600

Population Growth[^]

-4.22%

Rental Yield^{*}

3.05%

Median Age[^]













42 years

Median Household Size[^]













3 people

Sold Properties~













Discover a snapshot of the most recent results for this suburb, to view the full 12 months of sales history, please go to jellisicraig.com.au/suburbinsights

Address	Bedrooms	Type	Price	Sold
 2 Illuminate Ct KILSYTH SOUTH	4	House	\$1,102,000	23 Jan 2025
 11 Oliver Ct Kilsyth South	5	House	\$1,305,000	21 Jan 2025
 6 Handasyde Av Kilsyth South	3	House	\$940,000	02 Jan 2025
 6 Chedworth Ct Kilsyth South	4	House	\$1,110,000	06 Dec 2024
 15 Sheridan Cl Kilsyth South	4	House	\$1,041,500	30 Nov 2024
 2 Vintage Ct Kilsyth South	4	House	\$1,171,000	29 Nov 2024
 27 Pioneer Way Kilsyth South	4	House	\$1,320,000	29 Nov 2024
 87 Watermoor Av Kilsyth South	3	House	\$1,030,000	17 Nov 2024
 1 Calmsden St Kilsyth South	4	Unit	\$990,000	16 Nov 2024
 16 Oliver Ct Kilsyth South	4	House	\$1,290,000	08 Nov 2024
 32 Chamberlain Dr Kilsyth South	4	House	\$955,000	06 Nov 2024
 38 Chandra Av Kilsyth South	4	House	\$1,055,000	28 Oct 2024

Sold Properties~

Address	Bedrooms	Type	Price	Sold
 8 Handasyde Av Kilsyth South	4	House	\$1,200,000	02 Oct 2024
 11 Leeds Dr KILSYTH SOUTH	3	House	\$880,000	01 Oct 2024
 7 Colesbourne Ct Kilsyth South	5	House	\$1,230,000	30 Sep 2024
 1 Ormond Pl Kilsyth South	3	House	\$865,000	09 Sep 2024
 1 Eunice Ct Kilsyth South	4	House	\$1,330,000	17 Jul 2024
 11 Ormond Pl Kilsyth South	4	House	\$1,276,000	08 Jul 2024
 77 Watermoor Av Kilsyth South	4	House	\$1,225,000	01 Jul 2024
 14 Rendcomb St Kilsyth South	3	House	\$992,000	19 Jun 2024
 7 Sunset Dr Kilsyth South	3	House	\$1,249,000	04 Jun 2024
 8 Clarkedale Rise Kilsyth South	3	House	\$1,015,000	09 May 2024
 8 Jane Ct Kilsyth South	3	House	\$920,000	08 May 2024
 6 Sunset Dr Kilsyth South	4	House	\$1,374,000	30 Apr 2024

Sold Properties~

Address	Bedrooms	Type	Price	Sold
 9-10 Illuminate Ct Kilsyth South	5	House	\$1,655,000	27 Apr 2024
 9 Illuminate Ct Kilsyth South	3	House	\$1,655,000	27 Apr 2024
 8 Stroud Ct Kilsyth South	4	House	\$1,545,000	20 Apr 2024
 5 Memory Ct Kilsyth South	4	House	\$1,200,000	13 Apr 2024
 16 Independence Rise Kilsyth South	1	Land	\$538,000	08 Apr 2024
 17 Handasyde Av Kilsyth South	3	House	\$843,000	26 Mar 2024
 22 Chandra Av Kilsyth South	5	House	\$1,320,000	21 Mar 2024
 4 Eycot St Kilsyth South	3	House	\$900,000	04 Mar 2024
 14/273-275 Colchester Rd Kilsyth South	2	Unit	\$600,000	24 Feb 2024
 15 Handasyde Av Kilsyth South	4	House	\$1,320,000	14 Feb 2024
 8 Geraldine Cl Kilsyth South	5	House	\$1,100,000	09 Feb 2024
 10 Pioneer Way Kilsyth South	3	House	\$845,000	05 Feb 2024



Ringwood Office
90 Maroondah Hwy, Ringwood
03 9870 6211

jelliscraig.com.au

Data is current as of PDF generation date 01/02/2025

* Updated Quarterly for the past 12 months

^ Updated daily for the past quarter

~ Updated daily: 33 recent results.

This publication contains data, analytics, statistics and other information supplied by PROPERTYDATAONLINE PTY LTD (PropertyData). The data provided in this publication is of a general nature and should not be construed as specific advice or relied upon in lieu of appropriate professional advice.

PropertyData relies upon data supplied by third parties and while the data is checked and reviewed, PropertyData does not warrant the accuracy or completeness of the information to the full extent permitted by the law and excludes all loss or damage howsoever arising (including through negligence) in connection with the data supplied by PropertyData. The State of Victoria owns the copyright in the Property Sales Data and reproduction of that data in any way without the consent of the State of Victoria will constitute a breach of the Copyright Act 1968 (cth). The State of Victoria does not warrant the accuracy or completeness of the Property Sales Data and any person using or relying upon such information does so on the basis that the State of Victoria accepts no responsibility or liability whatsoever for any errors, faults, defects or omissions in the information supplied.