

Suburb Report

Know your neighbourhood.



Property Prices

Median House Price*

Median

\$845k

Quarterly Price Change

1.50% ↑

Median Unit Price*

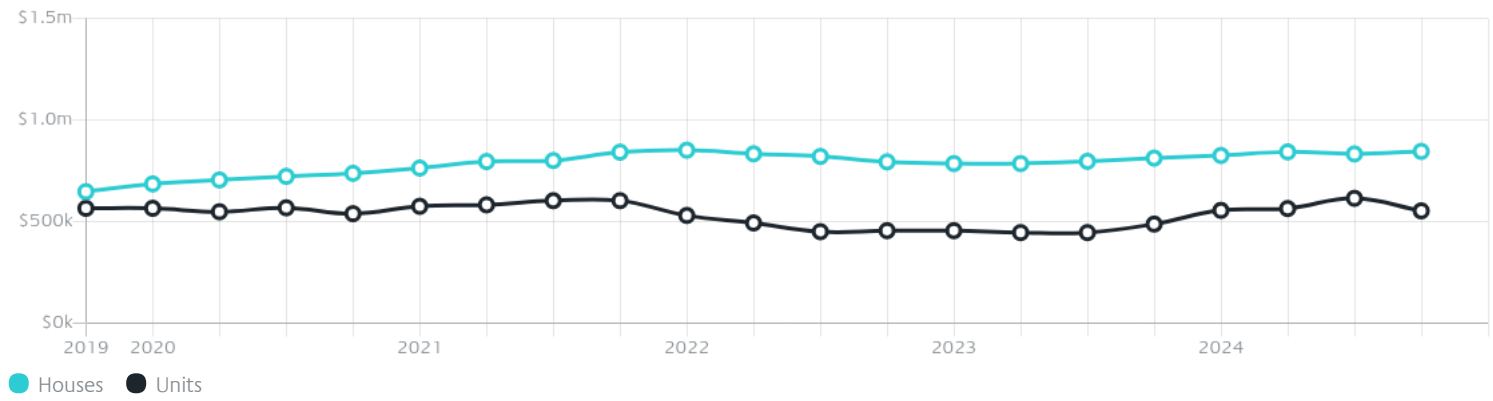
Median

\$553k

Quarterly Price Change

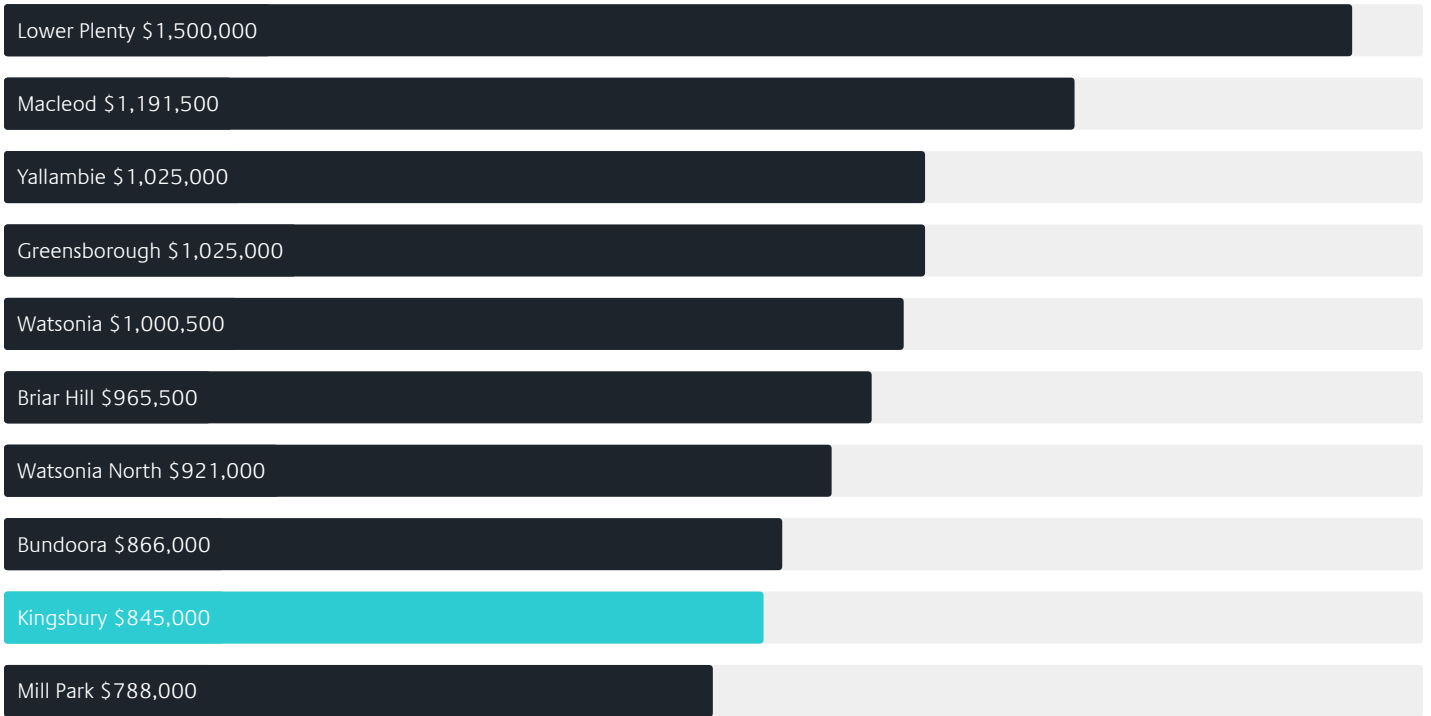
-10.05% ↓

Quarterly Price Change*



Surrounding Suburbs

Median House Sale Price*



Median Unit Sale Price*



Sales Snapshot

Sale Method^{*}



● Auction 56%
● Private 44%

Auction Clearance Rate^{*}

100%

Median Days on Market[^]

29 days

Average Hold Period^{*}

6.8 years

Insights

Dwelling Type[^]



● Houses 66% ● Units 34%

Ownership[^]



● Owned Outright 35% ● Mortgaged 26% ● Rented 39%

Population[^]

3,460

Median Asking Rent per week^{*}

\$550

Population Growth[^]

-8.47%

Rental Yield^{*}

3.44%

Median Age[^]













34 years

Median Household Size[^]













2.4 people

Sold Properties~













Discover a snapshot of the most recent results for this suburb, to view the full 12 months of sales history, please go to jellisraig.com.au/suburbinsights

Address	Bedrooms	Type	Price	Sold
 2 Flag St Kingsbury	3	House	\$872,000	29 Mar 2025
 4/35 Cash St Kingsbury	2	Unit	\$465,000	22 Mar 2025
 4/178 Dunne St Kingsbury	2	Unit	\$395,000	13 Mar 2025
 24 Dunne St Kingsbury	2	House	\$460,000	08 Mar 2025
 6 Keats Av Kingsbury	5	House	\$1,200,000	05 Mar 2025
 22 Clunes St Kingsbury	3	House	\$856,000	01 Mar 2025
 15 Bunker Av Kingsbury	3	House	\$793,500	01 Mar 2025
 124 Dunne St KINGSBURY	3	House	\$759,500	22 Feb 2025
 41 Keats Av Kingsbury	3	House	\$790,000	22 Feb 2025
 109/1053 Plenty Rd Kingsbury	1	Apartment	\$170,000	17 Feb 2025
 2/48-50 Browning St Kingsbury	2	Townhouse	\$680,000	07 Feb 2025
 5/30 Scott Gr Kingsbury	2	Townhouse	\$665,000	05 Feb 2025

Sold Properties~

Address	Bedrooms	Type	Price	Sold
 4/29 Clunes St Kingsbury	1	Townhouse (Conjoined)	\$615,000	31 Jan 2025
 11a Ellerslie St Kingsbury	2	Unit	\$475,000	31 Jan 2025
 31a Cash St Kingsbury	3	House	\$740,500	27 Dec 2024
 3/1-3 Keats Av Kingsbury	2	Unit	\$660,000	14 Dec 2024
 3/1 Keats Av Kingsbury	2	Flat/Unit/Apartment	\$660,000	14 Dec 2024
 105/1053-1055 Plenty Rd Kingsbury	2	House	\$300,000	10 Dec 2024
 9a Parkland Gr Kingsbury	3	House	\$880,000	19 Nov 2024
 93 Dunne St Kingsbury	4	House	\$895,000	16 Nov 2024
 2/20 Dunne St Kingsbury	2	Unit	\$520,000	12 Nov 2024
 12 Maryborough Av Kingsbury	3	House	\$802,500	09 Nov 2024
 90 The Fairway Kingsbury	3	House	\$880,000	09 Nov 2024
 10/1031 Plenty Rd Kingsbury	2	Apartment	\$325,000	06 Nov 2024

Sold Properties~

Address	Bedrooms	Type	Price	Sold
 45 Green Av Kingsbury	3	House	\$890,000	26 Oct 2024
 1/14 The Fairway Kingsbury	3	Unit	\$660,000	25 Oct 2024
 170 Dunne St Kingsbury	3	House	\$760,000	24 Oct 2024
 4/30 Highland St Kingsbury	2	Unit	\$495,000	15 Oct 2024
 2/1053 Plenty Rd Kingsbury	1	Apartment	\$166,000	08 Oct 2024
 11d Ellerslie St Kingsbury	2	Unit	\$485,000	17 Sep 2024
 8 Parkland Gr Kingsbury	3	House	\$896,000	14 Sep 2024
 2/38 Browning St Kingsbury	3	Townhouse	\$737,500	07 Sep 2024
 15 Highland St KINGSBURY	2	House	\$605,000	07 Sep 2024
 5/995 Plenty Rd Kingsbury	1	Unit	\$295,000	06 Sep 2024
 29 Cash St Kingsbury	5	House	\$1,720,000	06 Sep 2024
 42 Scott Gr Kingsbury	3	House	\$816,500	31 Aug 2024



Greensborough Office
Shop 3, Ground Floor, 68 Main Street, Greensborough
03 9432 1444

jelliscraig.com.au

Data is current as of PDF generation date 01/04/2025

* Updated Quarterly for the past 12 months

^ Updated daily for the past quarter

~ Updated daily: 33 recent results.

This publication contains data, analytics, statistics and other information supplied by PROPERTYDATAONLINE PTY LTD (PropertyData). The data provided in this publication is of a general nature and should not be construed as specific advice or relied upon in lieu of appropriate professional advice.

PropertyData relies upon data supplied by third parties and while the data is checked and reviewed, PropertyData does not warrant the accuracy or completeness of the information to the full extent permitted by the law and excludes all loss or damage howsoever arising (including through negligence) in connection with the data supplied by PropertyData. The State of Victoria owns the copyright in the Property Sales Data and reproduction of that data in any way without the consent of the State of Victoria will constitute a breach of the Copyright Act 1968 (cth). The State of Victoria does not warrant the accuracy or completeness of the Property Sales Data and any person using or relying upon such information does so on the basis that the State of Victoria accepts no responsibility or liability whatsoever for any errors, faults, defects or omissions in the information supplied.