

Suburb Report

Know your neighbourhood.



Property Prices

Median House Price*

Median
\$1.16m

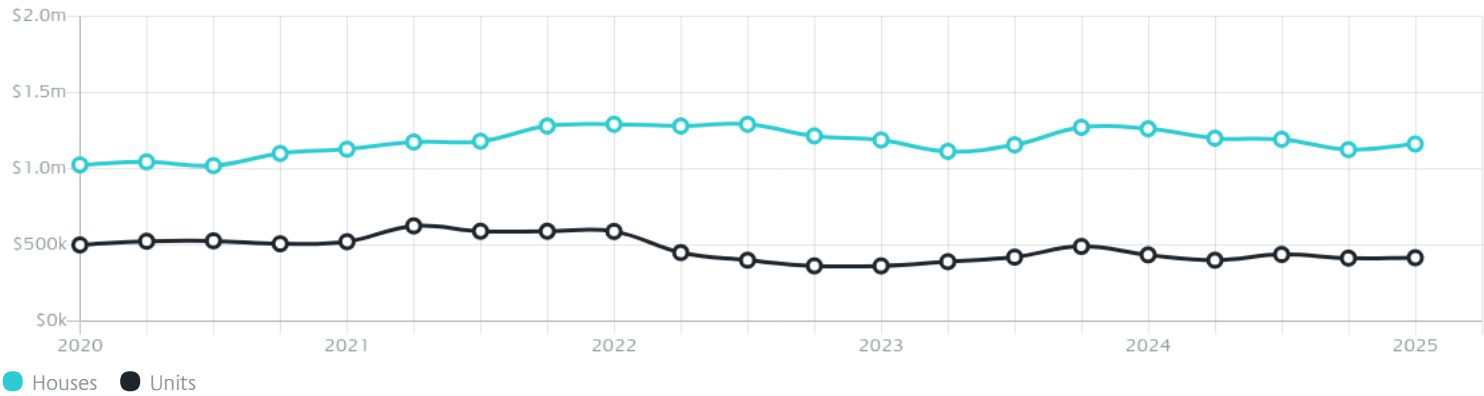
Quarterly Price Change
3.28% ↑

Median Unit Price*

Median
\$416k

Quarterly Price Change
0.60% ↑

Quarterly Price Change*

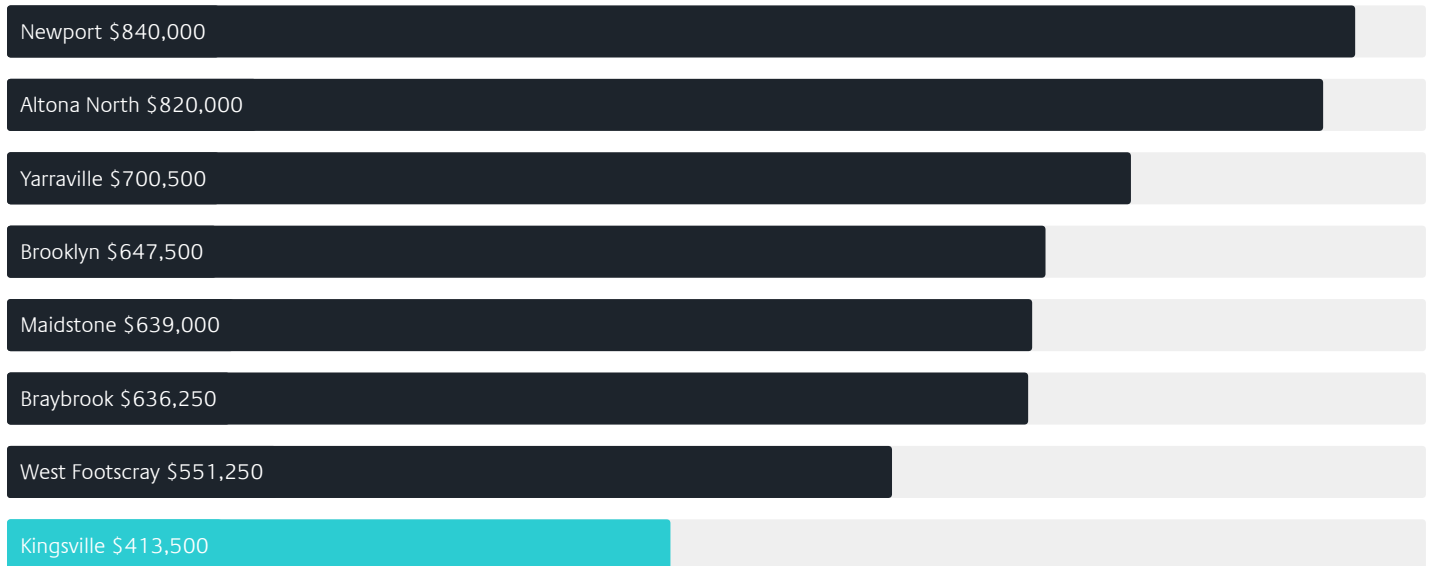


Surrounding Suburbs

Median House Sale Price*



Median Unit Sale Price*



Sales Snapshot

Sale Method^{*}



● Auction 67%
● Private 33%

Auction Clearance Rate^{*}

83.33%

Median Days on Market[^]

25 days

Average Hold Period^{*}

9.2 years

Insights

Dwelling Type[^]



● Houses 61% ● Units 39%

Ownership[^]



● Owned Outright 22% ● Mortgaged 43% ● Rented 35%

Population[^]

3,920

Median Asking Rent per week^{*}

\$680

Median Age[^]

37 years

Rental Yield^{*}













2.95%

Median Household Size[^]













2.3 people

Sold Properties~













Discover a snapshot of the most recent results for this suburb, to view the full 12 months of sales history, please go to jellisraig.com.au/suburbinsights

Address	Bedrooms	Type	Price	Sold
 62 Williamstown Rd Kingsville	2	House	\$847,500	18 May 2025
 134 Empress Av Kingsville	3	House	\$1,275,000	16 May 2025
 140 Williamstown Rd Kingsville	4	House	\$1,300,000	03 May 2025
 162 Chirnside St Kingsville	3	House	\$1,410,000	12 Apr 2025
 78 Coronation St Kingsville	4	House	\$1,730,000	12 Apr 2025
 61 Empress Av Kingsville	3	House	\$1,440,000	12 Apr 2025
 2/49 Bishop St Kingsville	3	Townhouse	\$770,000	11 Apr 2025
 10/19 Kingsville St Kingsville	1	Apartment	\$273,000	07 Apr 2025
 18 Queensville St Kingsville	3	House	\$955,000	06 Apr 2025
 3/49 Bishop St Kingsville	3	Townhouse	\$812,500	06 Apr 2025
 61 Chirnside St Kingsville	4	House	\$1,400,000	31 Mar 2025
 7/19 Bishop St Kingsville	1	Strata Unit/Flat	\$270,000	27 Mar 2025

Sold Properties~

Address	Bedrooms	Type	Price	Sold
 132 Empress Av Kingsville	3	House	\$1,320,000	27 Mar 2025
 83 Chirside St Kingsville	3	House	\$1,355,000	26 Mar 2025
 5/34 Bishop St Kingsville	2	Apartment	\$395,000	22 Mar 2025
 184 Queensville St Kingsville	2	House	\$1,000,000	22 Mar 2025
 147 Empress Av KINGSVILLE	4	House	\$1,690,000	15 Mar 2025
 5 Coronation St Kingsville	2	House	\$862,000	13 Mar 2025
 6/73 Kingsville St Kingsville	4	Apartment	\$405,000	05 Mar 2025
 81 Empress Av KINGSVILLE	4	House	\$1,385,000	05 Mar 2025
 63 Empress Av KINGSVILLE	4	House	\$1,469,000	01 Mar 2025
 75 Chirside St Kingsville	3	House	\$1,370,000	01 Mar 2025
 4/30 Bishop St KINGSVILLE	2	Apartment	\$360,000	28 Feb 2025
 33 Bishop St Kingsville	3	House	\$1,100,000	22 Feb 2025

Sold Properties~

Address	Bedrooms	Type	Price	Sold
 4 Williamstown Rd Kingsville	2	House	\$1,100,000	22 Feb 2025
 7/28 Bishop St Kingsville	2	Strata Unit/Flat	\$350,000	21 Feb 2025
 62a Williamstown Rd Kingsville	2	House	\$830,000	20 Feb 2025
 27 Empress Av Kingsville	2	House	\$1,470,000	19 Feb 2025
 2/353-355 Geelong Rd Kingsville	2	Unit	\$610,000	19 Feb 2025
 1/199 Geelong Rd Kingsville	2	Townhouse	\$487,000	15 Feb 2025
 17 Wales St KINGSVILLE	3	House	\$1,395,000	13 Feb 2025
 5/357 Geelong Rd Kingsville	2	Townhouse	\$595,000	10 Feb 2025
 118 Wales St Kingsville	3	Townhouse	\$1,000,000	04 Feb 2025
 2/30 Bishop St Kingsville	1	Apartment	\$260,000	01 Feb 2025
 371 Geelong Rd Kingsville	2	House	\$435,000	23 Jan 2025
 6/15 Kingsville St Kingsville	2	Unit	\$365,000	22 Jan 2025



Williamstown Office
84 Ferguson Street, Williamstown
03 8387 0000

jelliscraig.com.au

Data is current as of PDF generation date 01/06/2025

* Updated Quarterly for the past 12 months

^ Updated daily for the past quarter

~ Updated daily: 33 recent results.

This publication contains data, analytics, statistics and other information supplied by PROPERTYDATAONLINE PTY LTD (PropertyData). The data provided in this publication is of a general nature and should not be construed as specific advice or relied upon in lieu of appropriate professional advice.

PropertyData relies upon data supplied by third parties and while the data is checked and reviewed, PropertyData does not warrant the accuracy or completeness of the information to the full extent permitted by the law and excludes all loss or damage howsoever arising (including through negligence) in connection with the data supplied by PropertyData. The State of Victoria owns the copyright in the Property Sales Data and reproduction of that data in any way without the consent of the State of Victoria will constitute a breach of the Copyright Act 1968 (cth). The State of Victoria does not warrant the accuracy or completeness of the Property Sales Data and any person using or relying upon such information does so on the basis that the State of Victoria accepts no responsibility or liability whatsoever for any errors, faults, defects or omissions in the information supplied.