

JellisCraig

KYNETON

Suburb Report

Know your neighbourhood.



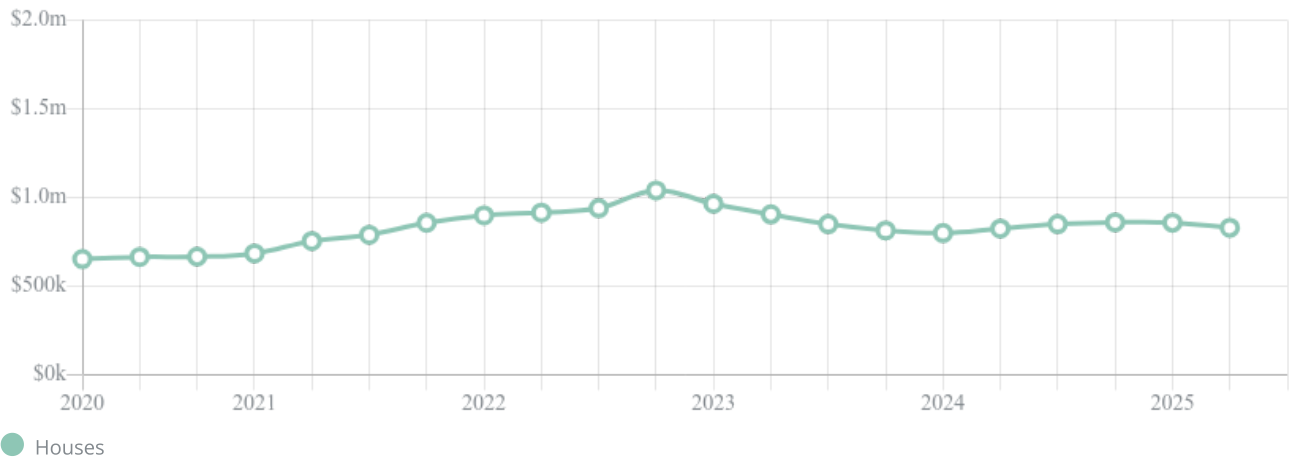
KYNETON SUBURB REPORT

Median House Price*

Median
\$830k

Quarterly Price Change
-3.31% ↓

Quarterly Price Change*



Median House Sale Price*



KYNETON SUBURB REPORT

Sale Method*



● Auction 9%

● Private 91%

Auction Clearance Rate*

100%

Median Days on Market^

100 days

Average Hold Period*

6.2 years

Dwelling Type^



● Houses 89%

● Units 11%

Ownership^



● Owned Outright 44%

● Mortgaged 39%

● Rented 16%

Population^

7,513

Median Asking Rent per week*

\$600

Population Growth^

8.09%

Rental Yield*

3.39%

Median Age^











47 years

Median Household Size^











2.4 people

KYNETON SUBURB REPORT











Discover a snapshot of the most recent results for this suburb, to view the full 12 months of sales history, please go to jellisicraig.com.au/suburbinsights

Address	Bedrooms	Type	Price	Sold
 29 Jessie Evelyn Cr Kyneton	3	House	\$715,000	07 Aug 2025
 6 Bowen St Kyneton	2	House	\$845,000	06 Aug 2025
 2 Barton St KYNETON	3	House	\$540,000	24 Jul 2025
 11 Wheel Wright La Kyneton	3	House	\$705,000	24 Jul 2025
 8 Langley St Kyneton	4	House	\$1,825,000	23 Jul 2025
 5 Castles Cr KYNETON	3	House	\$650,000	18 Jul 2025
 38 Victoria St Kyneton	3	House	\$490,000	16 Jul 2025
 19 Wheatley St Kyneton	3	House	\$700,000	14 Jul 2025
 159 Harpers La Kyneton	4	House	\$1,065,000	07 Jul 2025
 57 Simpson St Kyneton	3	House	\$600,000	02 Jul 2025

KYNETON SUBURB REPORT

Address	Bedrooms	Type	Price	Sold
 1a Ward St Kyneton	3	House	\$616,000	30 Jun 2025
 50a Simpson St KYNETON	3	House	\$735,000	30 Jun 2025
 22 Donnithorne St Kyneton	2	House	\$797,000	28 Jun 2025
 5 Blanche Cl Kyneton	4	House	\$935,000	27 Jun 2025
 9-11 Mair St Kyneton	3	House	\$1,385,000	24 Jun 2025
 89b Mitchell St Kyneton	3	House	\$893,500	19 Jun 2025
 34 Foxes La Kyneton	4	House	\$900,000	18 Jun 2025
 8 Jessie Evelyn Cr Kyneton	3	House	\$867,500	17 Jun 2025
 361 Pipers Creek Rd Kyneton	3	House	\$685,000	14 Jun 2025
 73 Mitchell St Kyneton	4	House	\$750,000	12 Jun 2025

KYNETON SUBURB REPORT

Address	Bedrooms	Type	Price	Sold
 11 Langley St Kyneton	3	House	\$992,000	11 Jun 2025
 11 Mill St Kyneton	3	House	\$725,000	06 Jun 2025
 3/7 Bowen St Kyneton	2	Townhouse	\$590,000	27 May 2025
 17 Jessie Evelyn Cr Kyneton	3	House	\$781,000	22 May 2025
 2/5 Bourke St Kyneton	2	Unit	\$580,000	22 May 2025
 35 Wedge St Kyneton	4	House	\$1,275,000	22 May 2025
 29 Beauchamp St Kyneton	2	House	\$430,000	21 May 2025
 3 Ferguson St Kyneton	3	House	\$785,000	21 May 2025
 9 Rosa Ct Kyneton	4	House	\$1,400,000	19 May 2025
 27 Sturt St Kyneton	3	House	\$1,067,000	15 May 2025



Woodend Office
91 High Street, Woodend
03 5427 2800

jellisraig.com.au

Data is current as of PDF generation date 10/08/2025

* Updated Quarterly for the past 12 months

^ Updated daily for the past quarter

~ Updated daily: 33 recent results.

This publication contains data, analytics, statistics and other information supplied by PROPERTYDATAONLINE PTY LTD (PropertyData). The data provided in this publication is of a general nature and should not be construed as specific advice or relied upon in lieu of appropriate professional advice.

PropertyData relies upon data supplied by third parties and while the data is checked and reviewed, PropertyData does not warrant the accuracy or completeness of the information to the full extent permitted by the law and excludes all loss or damage howsoever arising (including through negligence) in connection with the data supplied by PropertyData. The State of Victoria owns the copyright in the Property Sales Data and reproduction of that data in any way without the consent of the State of Victoria will constitute a breach of the Copyright Act 1968 (cth). The State of Victoria does not warrant the accuracy or completeness of the Property Sales Data and any person using or relying upon such information does so on the basis that the State of Victoria accepts no responsibility or liability whatsoever for any errors, faults, defects or omissions in the information supplied.