

Suburb Report

Know your neighbourhood.



Property Prices

Median House Price*

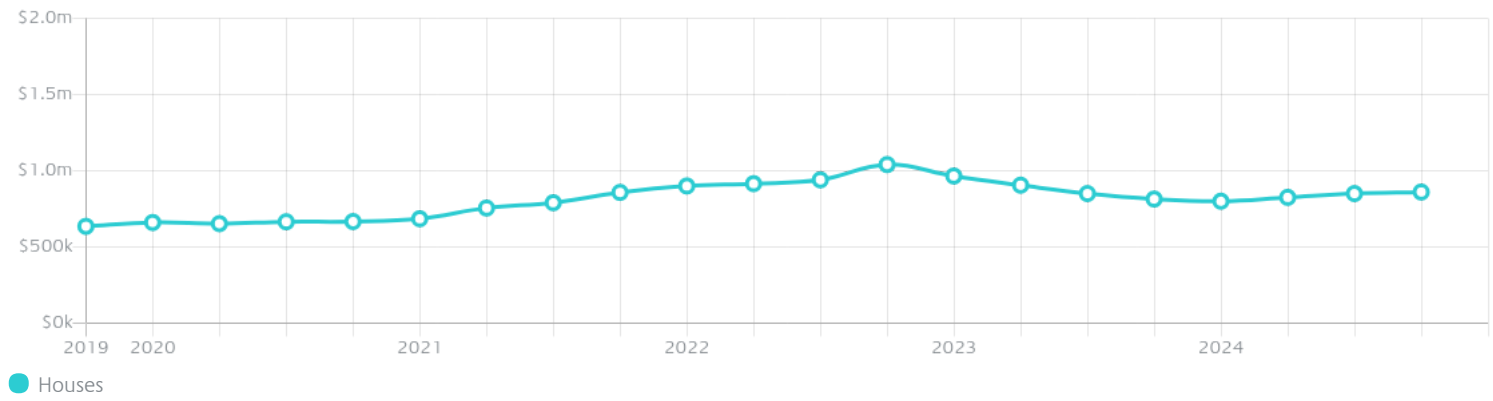
Median

\$860k

Quarterly Price Change


1.17% ↑

Quarterly Price Change*



Surrounding Suburbs

Median House Sale Price*



Sales Snapshot

Sale Method^{*}



● Auction 3%
● Private 97%

Auction Clearance Rate^{*}

100%

Median Days on Market[^]

84 days

Average Hold Period^{*}

6.2 years

Insights

Dwelling Type[^]



● Houses 89% ● Units 11%

Ownership[^]



● Owned Outright 44% ● Mortgaged 39% ● Rented 16%

Population[^]

7,513

Median Asking Rent per week^{*}

\$595

Population Growth[^]

8.09%

Rental Yield^{*}

3.39%

Median Age[^]













47 years

Median Household Size[^]













2.4 people

Sold Properties~













Discover a snapshot of the most recent results for this suburb, to view the full 12 months of sales history, please go to jellisraig.com.au/suburbinsights

Address	Bedrooms	Type	Price	Sold
 2/5 Begg St Kyneton	2	House	\$520,000	22 Jan 2025
 76 Warren St Kyneton	4	House	\$1,100,000	15 Jan 2025
 4/15-17 Maxwell St Kyneton	2	Unit	\$505,000	12 Jan 2025
 28 Piper St KYNETON	4	House	\$1,360,000	03 Jan 2025
 55a Jennings St Kyneton	3	House	\$706,000	03 Jan 2025
 2/66 Mitchell St Kyneton	3	Townhouse	\$722,000	25 Dec 2024
 33 Caroline Chisholm Dr Kyneton	4	House	\$800,000	19 Dec 2024
 3 Lavender St Kyneton	3	House	\$1,050,000	12 Dec 2024
 68 Caroline Chisholm Dr Kyneton	3	House	\$820,000	29 Nov 2024
 1 Elizabeth Av Kyneton	3	House	\$625,000	27 Nov 2024
 5 Mill St Kyneton	3	House	\$762,500	22 Nov 2024
 5 Penzance Ct Kyneton	3	House	\$680,000	21 Nov 2024

Sold Properties~

Address	Bedrooms	Type	Price	Sold
 70 Edgecombe St Kyneton	2	House	\$610,000	20 Nov 2024
 7 Wheatley St Kyneton	3	House	\$610,000	19 Nov 2024
 50 Caroline Chisholm Dr Kyneton	5	House	\$1,550,000	18 Nov 2024
 38a Caroline Chisholm Dr Kyneton	3	House	\$560,000	18 Nov 2024
 1 Begg St Kyneton	1	House	\$600,000	14 Nov 2024
 42 Wedge St Kyneton	4	House	\$830,000	11 Nov 2024
 50 Degraives Ct Kyneton	3	House	\$1,750,000	11 Nov 2024
 2 North St Kyneton	3	House	\$850,000	11 Nov 2024
 22 Bowen St Kyneton	3	House	\$650,000	11 Nov 2024
 7 Frances Cl KYNETON	3	House	\$740,000	10 Nov 2024
 13 Simpson St Kyneton	3	House	\$1,410,000	06 Nov 2024
 1/2 Leete St Kyneton	2	Unit	\$460,000	05 Nov 2024

Sold Properties~

Address	Bedrooms	Type	Price	Sold
 3 Mayfair Way Kyneton	3	House	\$745,000	04 Nov 2024
 7 Barton St Kyneton	3	House	\$875,000	01 Nov 2024
 2 Armstrong Ct Kyneton	4	House	\$850,000	30 Oct 2024
 159 Harpers La Kyneton	4	House	\$1,245,000	29 Oct 2024
 153 Flynns La Kyneton	3	House	\$1,200,000	29 Oct 2024
 35 Warren St Kyneton	3	House	\$665,000	29 Oct 2024
 35 Jennings St KYNETON	2	House	\$622,000	28 Oct 2024
 1/9 Mitchell St Kyneton	2	Unit	\$370,000	18 Oct 2024
 13 Deakin Ct Kyneton	3	House	\$1,100,000	17 Oct 2024
 6 Sturt St Kyneton	3	House	\$600,000	14 Oct 2024
 37 Bourke St Kyneton	3	House	\$790,000	10 Oct 2024
 15 Sturt St Kyneton	3	House	\$635,000	07 Oct 2024

Jellis Craig

Woodend Office
91 High Street, Woodend
03 5427 2800

jelliscraig.com.au

Data is current as of PDF generation date 01/02/2025

* Updated Quarterly for the past 12 months

^ Updated daily for the past quarter

~ Updated daily: 33 recent results.

This publication contains data, analytics, statistics and other information supplied by PROPERTYDATAONLINE PTY LTD (PropertyData). The data provided in this publication is of a general nature and should not be construed as specific advice or relied upon in lieu of appropriate professional advice.

PropertyData relies upon data supplied by third parties and while the data is checked and reviewed, PropertyData does not warrant the accuracy or completeness of the information to the full extent permitted by the law and excludes all loss or damage howsoever arising (including through negligence) in connection with the data supplied by PropertyData. The State of Victoria owns the copyright in the Property Sales Data and reproduction of that data in any way without the consent of the State of Victoria will constitute a breach of the Copyright Act 1968 (cth). The State of Victoria does not warrant the accuracy or completeness of the Property Sales Data and any person using or relying upon such information does so on the basis that the State of Victoria accepts no responsibility or liability whatsoever for any errors, faults, defects or omissions in the information supplied.