

Suburb Report

Know your neighbourhood.



Property Prices

Median House Price*

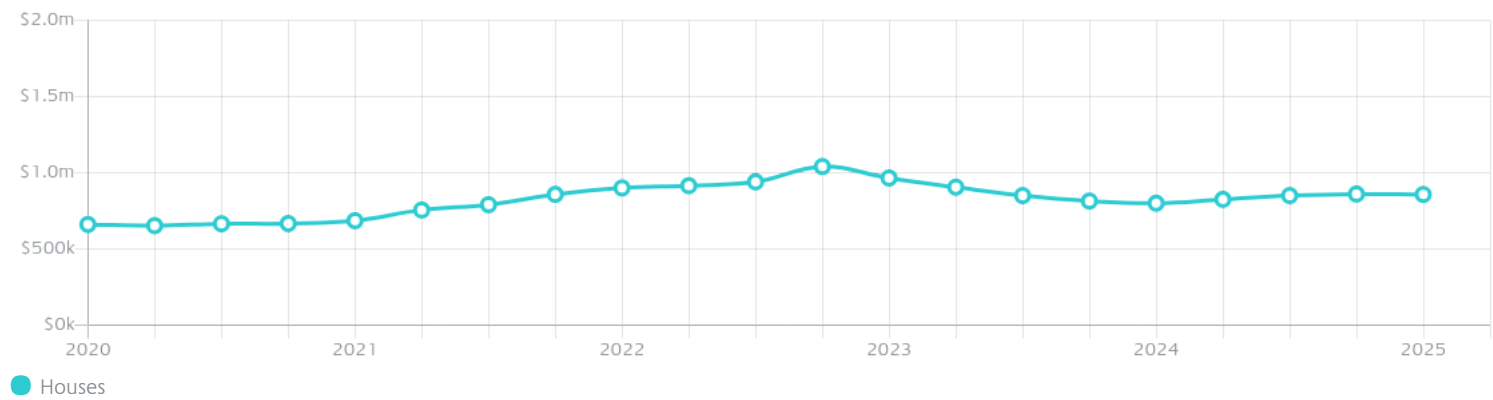
Median

\$857k

Quarterly Price Change

-0.34% ↓

Quarterly Price Change*



Surrounding Suburbs

Median House Sale Price*



Sales Snapshot

Sale Method*



● Auction 13%
● Private 87%

Auction Clearance Rate*

80%

Median Days on Market^

98 days

Average Hold Period*

6.2 years

Insights

Dwelling Type^



● Houses 89% ● Units 11%

Ownership^



● Owned Outright 44% ● Mortgaged 39% ● Rented 16%

Population^

7,513

Median Asking Rent per week*

\$595

Population Growth^

8.09%

Rental Yield*

3.39%

Median Age^













47 years

Median Household Size^













2.4 people

Sold Properties~













Discover a snapshot of the most recent results for this suburb, to view the full 12 months of sales history, please go to jellisicraig.com.au/suburbinsights

Address	Bedrooms	Type	Price	Sold
 22 Donnithorne St Kyneton	2	House	\$797,000	28 Jun 2025
 5 Blanche Cl Kyneton	4	House	\$935,000	27 Jun 2025
 9-11 Mair St Kyneton	3	House	\$1,385,000	24 Jun 2025
 34 Foxes La Kyneton	4	House	\$900,000	18 Jun 2025
 361 Pipers Creek Rd Kyneton	3	House	\$685,000	14 Jun 2025
 73 Mitchell St Kyneton	4	House	\$750,000	12 Jun 2025
 11 Langley St Kyneton	3	House	\$992,000	11 Jun 2025
 11 Mill St Kyneton	3	House	\$725,000	06 Jun 2025
 3/7 Bowen St Kyneton	2	Townhouse	\$590,000	27 May 2025
 17 Jessie Evelyn Cr Kyneton	3	House	\$781,000	22 May 2025
 35 Wedge St Kyneton	4	House	\$1,275,000	22 May 2025
 2/5 Bourke St Kyneton	2	Unit	\$580,000	22 May 2025

Sold Properties~

Address	Bedrooms	Type	Price	Sold
 29 Beauchamp St Kyneton	2	House	\$430,000	21 May 2025
 9 Rosa Ct Kyneton	4	House	\$1,400,000	19 May 2025
 27 Sturt St Kyneton	3	House	\$1,067,000	15 May 2025
 4 Mair St Kyneton	3	House	\$880,000	07 May 2025
 27 Collins Pde Kyneton	2	House	\$770,000	07 May 2025
 28 Bodkin St Kyneton	3	House	\$850,000	01 May 2025
 43 Deakin Ct KYNETON	4	House	\$1,390,000	28 Apr 2025
 6/15 Ferguson St Kyneton	3	House	\$745,000	23 Apr 2025
 27 Blanchfield Dr Kyneton	5	House	\$1,450,000	17 Apr 2025
 1/11 Edgecombe St Kyneton	2	Unit	\$470,000	16 Apr 2025
 2 Goode St Kyneton	3	House	\$610,000	16 Apr 2025
 11 Yaldwyn St Kyneton	3	House	\$1,300,000	15 Apr 2025

Sold Properties~

Address	Bedrooms	Type	Price	Sold
 21 Collins Pde Kyneton	3	House	\$650,000	14 Apr 2025
 2 Welsh St Kyneton	3	House	\$770,000	04 Apr 2025
 15 Warren St KYNETON	3	House	\$765,000	03 Apr 2025
 63 Trio Rd Kyneton	6	House	\$950,000	28 Mar 2025
 94 Harts La Kyneton	4	House	\$180,000	27 Mar 2025
 38 Warren St Kyneton	4	House	\$700,000	26 Mar 2025
 20 Martin Pl Kyneton	4	House	\$785,000	25 Mar 2025
 2 Elizabeth Av Kyneton	4	House	\$430,000	21 Mar 2025
 33 Northumberland Rd Kyneton	4	House	\$730,000	20 Mar 2025
 13 Silver Smith Dr Kyneton	3	House	\$740,000	13 Mar 2025
 107 High St Kyneton	3	House	\$1,000,000	13 Mar 2025
 146 Murphys Rd Kyneton	3	House	\$1,500,000	12 Mar 2025



Woodend Office
91 High Street, Woodend
03 5427 2800

jelliscraig.com.au

Data is current as of PDF generation date 01/07/2025

* Updated Quarterly for the past 12 months

^ Updated daily for the past quarter

~ Updated daily: 33 recent results.

This publication contains data, analytics, statistics and other information supplied by PROPERTYDATAONLINE PTY LTD (PropertyData). The data provided in this publication is of a general nature and should not be construed as specific advice or relied upon in lieu of appropriate professional advice.

PropertyData relies upon data supplied by third parties and while the data is checked and reviewed, PropertyData does not warrant the accuracy or completeness of the information to the full extent permitted by the law and excludes all loss or damage howsoever arising (including through negligence) in connection with the data supplied by PropertyData. The State of Victoria owns the copyright in the Property Sales Data and reproduction of that data in any way without the consent of the State of Victoria will constitute a breach of the Copyright Act 1968 (cth). The State of Victoria does not warrant the accuracy or completeness of the Property Sales Data and any person using or relying upon such information does so on the basis that the State of Victoria accepts no responsibility or liability whatsoever for any errors, faults, defects or omissions in the information supplied.