

JellisCraig

KYNETON

Suburb Report

Know your neighbourhood.



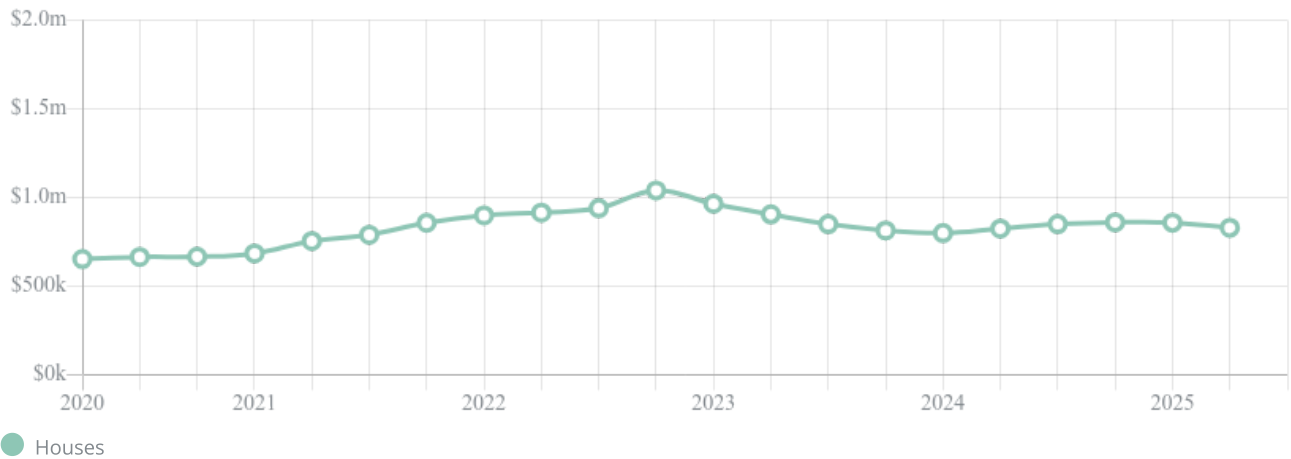
KYNETON SUBURB REPORT

Median House Price*

Median
\$830k

Quarterly Price Change
-3.31% ↓

Quarterly Price Change*



Median House Sale Price*



KYNETON SUBURB REPORT

Sale Method^{*}

● Private 100%

Median Days on Market[^]

159 days

Average Hold Period^{*}

6.2 years

Dwelling Type[^]

● Houses 89% ● Units 11%

Ownership[^]

● Owned Outright 44% ● Mortgaged 39% ● Rented 16%

Population[^]

7,513

Median Asking Rent per week^{*}

\$600

Population Growth[^]

8.09%

Rental Yield^{*}

3.39%

Median Age[^]











47 years

Median Household Size[^]











2.4 people

KYNETON SUBURB REPORT











Discover a snapshot of the most recent results for this suburb, to view the full 12 months of sales history, please go to jellisraig.com.au/suburbinsights

Address	Bedrooms	Type	Price	Sold
 7 Armstrong Ct Kyneton	4	House	\$840,000	19 Sep 2025
 24 Wheatley St Kyneton	3	House	\$790,000	12 Sep 2025
 119 Rosa Ct Kyneton	4	House	\$1,666,500	10 Sep 2025
 9 Kelly Cl Kyneton	4	House	\$750,000	02 Sep 2025
 8 Tinsmith Dr Kyneton	4	House	\$950,000	29 Aug 2025
 79 Rosa Ct Kyneton	4	House	\$1,780,000	28 Aug 2025
 1 Farrier Dr Kyneton	4	House	\$770,000	27 Aug 2025
 48 Lauriston St KYNETON	2	House	\$480,000	18 Aug 2025
 29 Jessie Evelyn Cr Kyneton	3	House	\$715,000	07 Aug 2025
 6 Bowen St Kyneton	2	House	\$845,000	06 Aug 2025

KYNETON SUBURB REPORT

Address	Bedrooms	Type	Price	Sold
 18 Windridge Way KYNETON	3	House	\$535,000	30 Jul 2025
 2 Barton St KYNETON	3	House	\$540,000	24 Jul 2025
 8 Langley St Kyneton	4	House	\$1,825,000	23 Jul 2025
 46 Donnithorne St Kyneton	3	House	\$860,000	21 Jul 2025
 5 Castles Cr KYNETON	3	House	\$650,000	18 Jul 2025
 51 Yaldwyn St Kyneton	3	House	\$485,000	18 Jul 2025
 11 Wheel Wright La Kyneton	3	House	\$705,000	17 Jul 2025
 38 Victoria St Kyneton	3	House	\$490,000	16 Jul 2025
 19 Wheatley St Kyneton	3	House	\$700,000	14 Jul 2025
 159 Harpers La Kyneton	4	House	\$1,065,000	07 Jul 2025

KYNETON SUBURB REPORT

Address	Bedrooms	Type	Price	Sold
 43 Mulfaheys Rd KYNETON	3	House	\$850,000	07 Jul 2025
 57 Simpson St Kyneton	3	House	\$600,000	02 Jul 2025
 1a Ward St Kyneton	3	House	\$616,000	30 Jun 2025
 13 Epping St Kyneton	3	House	\$965,000	30 Jun 2025
 50a Simpson St KYNETON	3	House	\$735,000	30 Jun 2025
 22 Donnithorne St Kyneton	2	House	\$797,000	28 Jun 2025
 5 Blanche Cl Kyneton	4	House	\$935,000	27 Jun 2025
 42 Yaldwyn St Kyneton	3	House	\$610,000	27 Jun 2025
 83 Mitchell St Kyneton	4	House	\$825,000	26 Jun 2025
 9-11 Mair St Kyneton	3	House	\$1,385,000	24 Jun 2025



Woodend Office
91 High Street, Woodend
03 5427 2800

jellisraig.com.au

Data is current as of PDF generation date 01/10/2025

* Updated Quarterly for the past 12 months

^ Updated daily for the past quarter

~ Updated daily: 33 recent results.

This publication contains data, analytics, statistics and other information supplied by PROPERTYDATAONLINE PTY LTD (PropertyData). The data provided in this publication is of a general nature and should not be construed as specific advice or relied upon in lieu of appropriate professional advice.

PropertyData relies upon data supplied by third parties and while the data is checked and reviewed, PropertyData does not warrant the accuracy or completeness of the information to the full extent permitted by the law and excludes all loss or damage howsoever arising (including through negligence) in connection with the data supplied by PropertyData. The State of Victoria owns the copyright in the Property Sales Data and reproduction of that data in any way without the consent of the State of Victoria will constitute a breach of the Copyright Act 1968 (cth). The State of Victoria does not warrant the accuracy or completeness of the Property Sales Data and any person using or relying upon such information does so on the basis that the State of Victoria accepts no responsibility or liability whatsoever for any errors, faults, defects or omissions in the information supplied.